



**TECFRIGO**

**COLD  
ENGINEERING**



**COLD  
ENGINEERING  
TECFRIGO**



Management  
System  
ISO 9001:2008

www.tecfrigo.com  
ID 910501548 9



**CATALOGO 2014**



## Colori rivestimento / Colour / Couleurs / Farbe / Colores



**COD 01** = Colore Bronzo - Color Bronze - Couleur bronze - Farbe Bronze - Bronce del Color



**COD 02** = Colore argento - Color silver - Couleur argentée - Versilberte Farbe - Color plateado



**COD 04** = Legno colore noce scuro - Dark walnut coloured wood - Bois couleur noyer foncé - Holz Farbe Nußbaum dunkel - Madera color nogal oscuro



**COD 05** = Legno colore noce chiaro - Light walnut coloured wood - Bois couleur noyer clair - Holz Farbe Nußbaum hell - Madera color nogal claro



**COD 06** = Legno laccato bianco - White laquered wood - Bois laqué blanc - Holz weiß lackiert - Madera barnizada blanca



**COD 07** = Legno grezzo non trattato (da verniciare) - Untreated raw wood (to be painted) - Bois brut non traité (être peint) - Unbehandelte Rohholz (zum lackieren) - Madera cruda no tratados (Para ser pintados)



**COD 08** = Inox - Stainless steel - Acier inoxydable - Rostfreier Stahl - Acero inoxidable



**COD 09** = Bianco lamiera - White sheet - Tôle blanche - Weißes Blech - Chapa blanca



**COD 10 - SP** = Senza pannello - Without panel - Sans panneau - Ohne Paneel - Sin panel



**COD 11** = Marrone opaco - Opaque brown - Brun opaque - Matt Braun - Marrón opaco (RAL 8015)



**COD 13** = Nero - Black - Noir - Schwarzes - Negro (RAL 9005)



**COD 17** = Bianco - White - Blanc - Weiß - Blanco (RAL 9010)



**COD 23** = Rosso Traffico / Traffic red (RAL 3020)



**COD 24** = Blu chiaro - Clear blue - Bleu clair - Helles Blau - Azul claro (RAL 5012)



**COD 28** = Grigio chiaro - Clear gray - Gris clair - Helles Grau - Gris claro (RAL 9006)



**COD 29** = Marrone - Brown - Brun - Braun - Marrón (RAL 8011)



**COD 30** = Grigio medio - Medium gray - Gris moyen - Mittleres Grau - Gris medio (RAL 7026)



**COD 31** = Arancio - Orange - Orange - Orange - Naranja



**COD 33** = Verniciato Bronzo - Painted Bronze - Painted Bronze - Painted Bronze - Bronce pintado



**COD 34** = Grigio focus - Grey focus - Gris focus - Grau focus - Gris focus



**COD 35** = Fucsia metallizzato - Metallized fuchsia - Couleur fuchsia métallisée - Fuchsie mit Metalleffekt - Fucsia metalizado



**COD 36** = Ruggine metallizzato - Metallized rust brown - Couleur rouille métallisée - Rost mit Metalleffekt - Herrumbre metalizado



**COD 37** = Verde - Green - Vert - Grün - Verde (RAL 6024)



**COD 38** = Azzurro - Light blue - Bleu clair - Blau - Azul (RAL 5015)



**COD 39** = Verde Carisma - Carisma green - Vert Carisma - Carisma Grün - Verde Carisma (RAL 6019)



**COD 40** = Legno colore noce scuro - Dark coloured wood - Bois couleur noyer foncé - Holz Farbe Nußbaum dunkel - Madera color nogal oscuro



**COD 41** = Azzurro metallizzato - Metallized blue - Bleu métallisé - Metallisiertes Himmelblau - Azul metalizado



**COD 42** = Beige - Beige - Beige - Beige - Beige



**COD 44** = Colore Oro - Color Gold - Couleur Or - Farbe Gold - Oro del Color



**COD 45** = Rosso caravelle - Red caravelle - Rouge caravelle - Rot caravelle - Rojo caravelle



**COD 46** = Rosso Pompei (273) - Red Pompei (273) - Rouge Pompei (273) - Rot Pompei (273) - Rojo Pompei (273)



**COD 47** = Grigio smoky (275) - Grey smoky (275) - Gris smoky (275) - grau smoky (275) - Gris smoky (275)



**COD 48** = Blu candy (487) - Blue candy (487) - Bleu candy (487) - Blau candy (487) - Azul candy (487)



**COD 49** = Rosso dark (044) - Red dark (044) - Rouge dark (044) - Rot dark (044) - Rojo dark (044)



**COD 50** = Grigio plumb (656) - Grey plumb (656) - Gris plumb (656) - grau plumb (656) - Gris plumb (656)



**COD 51** = Grigio graphite (125) - Grey graphite (125) - Gris graphite (125) - grau graphite (125) - Gris graphite (125)



**COD 52** = Aragosta - Lobster - Homard - Hummer - Langosta



**COD 53** = Platinum (argento a specchio) - Platinum (silver mirror polished)



**COD 54** = Gold (oro a specchio) - Gold (gold mirror polished)



**COD 55** = Bianco Crema - White Cream - Blanc Crème - Weiß Creme - Blanco Crema (RAL 9001)



**COD 56** = Blu Segnale - Blue Signal - Blue Signal - Blue Signal - Azul de señal (RAL 5005)



**COD 58** = Marrone Focus - Focus brown - Brun Focus - Braun Focus - Marrón Focus (RAL 8003)



**COD 70** = Legno grezzo trattato - Treated raw wood - Bois brut traité - Behandelte Rohholz - Madera cruda tratada



**COD 89** = Legno colore noce biondo - Blonde walnut coloured wood - Bois couleur noyer blond - Holz Farbe Nußbaum blonde - Madera color nogal rubia



**COD 91** = MDF grezzo (medium density) - Raw Medium Density



**COD 92** = Legno colore Wengè - Wengè coloured wood - Bois couleur Wengè - Holz Farbe Wengè - Madera color Wengè



**COD 93** = Legno colore Cerejeira - Cerejeira coloured wood - Bois couleur Cerejeira - Holz Farbe Cerejeira - Madera color Cerejeira




**COD 94** = Legno acero - Maple colour - Couleur de érable - Ahornholzfarbe - Color del arce



**COD MO** = Legno colore noce moro - Dark walnut coloured wood - Bois couleur noyer foncé - Holz Farbe Nußbaum dunkel - Madera color nogal oscuro



**RAL** = Qualsiasi colore a tabella RAL - Any chart colour RAL - Couleur quelconque au tableau RAL - Jede Farbe zu Tabelle RAL - Cualquier color RAL



## COD. P: colori decorazione con printatura



**COD 04** = Colore noce scuro  
Dark walnut color  
Couleur noyer foncé  
Farbe Nußbaum dunkel  
Color nogal oscuro



**COD 05** = Colore noce chiaro  
Light walnut color  
Couleur noyer clair  
Farbe Nußbaum hell  
Color nogal claro



**COD 92** = Colore Wengè  
Wengè color  
Couleur Wengè  
Farbe Wengè  
Color Wengè



**COD 97** = Colore ciliegio  
Cherry color  
Couleur cerise  
Farbe Kirschbaum  
Color cereza



COLD  
ENGINEERING

---

**TECFRIGO**



COLD  
ENGINEERING  
**TECFRIGO**

# Legenda Symbols

	<b>Modello</b> / Model / Modèle Modell / Modelo
	<b>Temperatura</b> / Temperature / Température Temperatur / Temperatura
	<b>Peso netto</b> / Net weight / Poids net Nettogewicht / Peso neto
	<b>Capacità</b> / Capacity / Capacité Kapazität / Capacidad
	<b>Potenza elettrica nominale</b> / Electric rated power Puissance électrique nominale / Elektrische Nennleistung Potencia eléctrica nominal
	<b>Voltaggio di serie</b> / Standard voltage Voltage standard / Serienmäßige Spannung Voltaje en serie
	<b>Refrigerazione</b> / Refrigeration / Réfrigération Kühlung / Refrigeración
	<b>Refrigerazione ventilata</b> / Ventilated refrigeration Réfrigération ventilée / Belüftete Kühlung Refrigeración ventilada
	<b>Refrigerazione statica</b> / Static refrigeration Réfrigération statique / Statische Kühlung Refrigeración estática
	<b>Refrigerazione agitata</b> / Fan assisted refrigeration Réfrigération troublée / Geschüttelte Kühlung Refrigeración estática con pseudo-ventilador
	<b>Sbrinamento automatico</b> / Dégivrage automatique / Automatische Abtaugung / Automatic defrosting / Descongelación automática
	<b>Sbrinamento automatico a gas caldo</b> / Dégivrage automatique à gaz chauffante / Automatische Abtaugung mit heissem Gas / Automatic defrosting with hot gas / Descongelación automática con gas caliente
	<b>Sbrinamento automatico elettrico</b> / Dégivrage automatique électrique / Elektrische automatische Abtaugung / Electric automatic defrosting / Descongelación automática eléctrica
	<b>Sbrinamento automatico a pausa</b> / Dégivrage automatique à pause thermostatique / Elektrische Abtaugung auf thermostatischer Pause / Automatic defrosting by thermostatic pause / Descongelación automática con pausa termostática
	<b>Sbrinamento automatico con inversione di ciclo</b> / Dégivrage automatique à inversion du cycle / Automatische Abtaugung mit reverse Zyklus / Automatic defrosting by cycle inversion / Descongelación automati- ca con inversion de ciclo
	<b>Sbrinamento manuale</b> / Manual defrosting Dégivrage manuel / Manuelles Abtauen Descongelación manual
	<b>Sbrinamento manuale</b> / Manual defrosting Dégivrage manuel / Manuelles Abtauen Descongelación manual
	<b>Evaporazione H<sub>2</sub>O di sbrinamento</b> / Evaporation of defrost water / Evaporation eau de dégivrage / Verdunsten des Auftauwassers / Evaporación agua descongelación
	<b>Gas refrigerante</b> / Cooling gas / Gaz réfrigérant Kühlgas / Gas refrigerante
	<b>Luce</b> / Light / Lumière Licht / Luz
	<b>Serratura</b> / Lock / Serrure Schloss / Cerradura
	<b>Potenze resistenze Bain-Marie</b> / Bain-Marie heating elements power / Puissance des résistances Bain-Marie / Leistung der Wasserbadheizkörper / Potencia resistencias Baño María
	<b>Umidità</b> / Humidity / Hygrometrie Luftfeuchtigkeit / Humedad

	<b>Lattine</b> / Cans Boîtes / Dosen / Latas
	<b>Bottiglie</b> / Bottles Bouteilles / Flaschen / Botellas
	<b>Ripiani a griglia</b> / Grating shelves Etagères à grille / Gitter-Fächer / Repisas enrejadas
	<b>Ripiani in cristallo</b> / Crystal plates Tablettes en cristal / Gesteller / Estantes de cristal
	<b>Ripiani esagonali</b> / Hexagonal shelves Etagères hexagonals / Hexagonale Auflagen Estantes hexagonales
	<b>Ripiani rotanti in vetro</b> / Rotating glass shelves Etagères tournantes en verre / Drehbare Glasfächer Repisas giratorias de vidrio
	<b>Bacinelle</b> / Trays / Cuvettes Schalen / Bandejas
	<b>Dimensioni nette</b> / Net dimensions Dimensions nettes / Net Dimensionen Dimensiones neto
	<b>Pralineria</b> / Chocolate / Pralinerie / Praline / Chocolat
	<b>Pasticceria</b> / Pastry / Pâtisserie / Konditorei / Pasteleria
	<b>Gelateria</b> / Ice Cream / Glacier / Eisdiele / Heladeria
	<b>Gastronomia</b> / Gastronomy / Gastronomie / Delikatessen / Gastronomía
	<b>Temperatura ambiente</b> / Room temperature / Tem- perature ambiante / Raumtemperatur / Temperatura ambiente
	<b>Banco cassa</b> / Cash desk / Meuble pour caisse / Geldschrank / Mueble caja
	<b>Pesce fresco</b> / Fresh fish / Poisson frais / Frischer Fisch / Pescado fresco
	<b>Macelleria</b> / Butcher / Boucherie / Metzgerei / Carnicería
	<b>Pasta fresca</b> / Fresh pasta / Pâtes fraîches / Frische Teigwaren / Pasta fresca
	<b>Vino</b> / Wine / Vin / Wein / Vino
	<b>Bevande</b> / Drinks / Boissons / Getränke / Bebidas
	<b>Birra</b> / Beer / Biere / Bier / Cerveza
	<b>Gastronomia calda</b> / Hot gastronomy / Gastron- omie chaud / Warme Küche / Gastronomía caliente
	<b>Pizza</b> / Pizza / Pizza / Pizza / Pizza
	<b>Bassa temperatura</b> / Low temperature / Basse température / Niedertemperatur / Baja temperatura

# Sommario



<b>1. PICCOLI ESPOSITORI / Small Displays</b> .....	Pag. 7
↳ Orizzontali / Horizontal.....	Pag. 8
↳ Verticali / Vertical.....	Pag. 27



<b>2. VETRINE VERTICALI PRALINERIA, PASTICCERIA, GELATERIA /</b>	
<i>Vertical displays chocolate, pastry, ice cream and gastronomy</i> .....	Pag. 33
↳ Kubo.....	Pag. 34
↳ Barocca.....	Pag. 40
↳ Saloon.....	Pag. 42
↳ Snellè.....	Pag. 49
↳ Maxivision.....	Pag. 72
↳ Megavision.....	Pag. 74
↳ Bella.....	Pag. 76
↳ Khalifa.....	Pag. 78
↳ Diva.....	Pag. 86
↳ Eco Display.....	Pag. 101
↳ Polo.....	Pag. 110



<b>3. ARMADI PRALINERIA, PASTICCERIA, GELATERIA /</b>	
<i>Cabinets chocolate, pastry and ice cream</i> .....	Pag. 117
↳ Ciocco.....	Pag. 118
↳ Labor.....	Pag. 119
↳ Fast Ice.....	Pag. 121



<b>4. BEVANDE &amp; VINI / Wines &amp; Drinks</b> .....	Pag. 125
↳ Bevande / Drinks.....	Pag. 126
↳ Vini / Wines.....	Pag. 139



<b>5. VETRINE SPECIALI / Special Displays</b> .....	Pag. 185
---	----------



<b>6. VETRINE ORIZZONTALI / Horizontal displays</b> .....	Pag. 195
↳ Focus.....	Pag. 198
↳ Brio.....	Pag. 200
↳ Karina.....	Pag. 214
↳ Caravelle.....	Pag. 222
↳ Party&Strike.....	Pag. 226
↳ Splendido&Ambassador.....	Pag. 234
↳ Bancchi gelato.....	Pag. 251



<b>7. DROP-IN / Drop-In</b> .....	Pag. 268
↳ Vasche refrigerate: Gelateria/Pasticceria.....	Pag. 268
↳ Vasche refrigerate: Gastronomia.....	Pag. 276
↳ Vasche riscaldanti.....	Pag. 312
↳ Samba.....	Pag. 321
↳ Tango.....	Pag. 330
↳ Accessori.....	Pag. 334



<b>8. RISTORAZIONE &amp; GASTRONOMIA /</b>	
<i>Catering &amp; Gastronomy</i> .....	Pag. 336
↳ Buffet Freddi & Neutri gastronomia.....	Pag. 338
↳ Buffet Caldi gastronomia.....	Pag. 415
↳ Composizioni buffet gastronomia.....	Pag. 445

<b>INDICE ALFABETICO</b>	
<i>Alphabetical list</i> .....	Pag. 464



COLD  
ENGINEERING  
**TECFRIGO**

Il costruttore si riserva il diritto di apportare modifiche a materiali, modelli e a qualsiasi immagine fotografica di questo catalogo senza alcun preavviso. I dati tecnici riportati, pesi, misure, ecc., sono semplicemente forniti a titolo indicativo e non impegnano il costruttore. L'ecologia, l'innovazione e la ricerca portano a continue modifiche sui prodotti, pertanto il tipo di gas indicato sul presente catalogo, potrebbe non corrispondere a quello effettivamente presente al momento della vendita. In caso di collocazione dei nostri articoli in vani da ricavare, spazi da lasciare, inserimenti in arredamenti, ecc., Vi invitiamo a chiedere la scheda tecnica delle misure esatte dell'articolo più zone da lasciare libere per garantire il perfetto funzionamento dell'articolo stesso. Gli ingombri riportati su catalogo/listino sono misure per la libera installazione dei prodotti. Inoltre per il calcolo esatto dei consumi per la predisposizione di eventuali impianti elettrici, consultare le schede prodotto fornite su richiesta dai nostri uffici. **DECLINIAMO OGNI RESPONSABILITÀ PER L'INOSSERVANZA DI TALI SUGGERIMENTI.**

*The manufacturer reserves the right to make changes in materials, models and pictures of this catalogue, at any time without prior notice. The technical data, weights, measures, etc. are purely indicative and do not bind the manufacturer. Ecology, innovation and research leading to constant changes on the products, therefore the type of gas indicated on this catalogue may not match the gas actually presents at the time of the sale. If the item must be installed in a specific place or in a furniture, please ask to the manufacturer the technical sheet, to know the exact measures of the item and free space to leave, to ensure the proper operation of the article.*

*The dimensions given in the catalogue / price-list are measures for the free installation of the products. Moreover to have the correct calculation of consumption and for the preparation of any possible electrical system, please consult technical sheet supplied from our technical department. **THE MANUFACTURER OF THE APPLIANCES ACCEPT NO RESPONSIBILITY FOR THE CONSEQUENCES OF MISUSE IN CONTRAVENTION OF THIS SAFETY INSTRUCTIONS.***

Le constructeur se réserve le droit d'apporter toutes modifications utiles sur les composants, les modèles et à n'importe quelle image photographique de ce catalogue sans préavis. Les données techniques, les poids, les dimensions, etc... sont simplement fournies à titre indicatif et n'engagent pas le constructeur. L'écologie, l'innovation et la recherche portent aux modifications continues sur les produits, donc le type de gaz indiqué sur le présent catalogue, pourrait ne pas correspondre à cet effectivement présent au moment de la vente. En cas de placement d'articles dans des cavités, des espaces, des entrées dans les meubles, etc., avant l'achat de la marchandise, nous vous prions de bien vouloir vous assurer que les dimensions de la marchandise soient compatibles avec l'espace à votre disposition et nous vous prions de demander la fiche technique produit à notre service technique. Les dimensions indiquées dans le catalogue / tarif sont des mesures pour l'installation libre des produits. En plus le calcul exact de la consommation pour la préparation de toutes les installations électriques, consulter les fiches de données techniques disponibles sur demande auprès de nos bureaux. **NOUS DÉCLINONS CHAQUE RESPONSABILITÉ POUR L'INOSERVATION DE NOTRE CONSEIL.**

*Der Hersteller behält sich das Recht vor, jegliche Änderungen in den Materialien, Modelle und jedem Bild von diesem Katalog ohne vorherige Ankündigung zu bringen. Die technischen Daten, Gewichte, Maße, etc., sind einfach nur informativ, sind nicht verbindlich. Die Ökologie, Innovation und Forschung, führen auf ständigen Veränderungen auf den Produkten, diesbezüglich die saemliche Gas Typen die auf diesem Katalog angegeben sind, koennen im Moment des Verkaufs nicht die gleichen sein. Im Falle unsere Produkte eingebaut werden muessen, bitte verlangen Sie ein Datenblatt mit exakten Abmessungen des Artikels und lassen Sie genuegend Platz rundum damit es ordnungsgemaessig funktionieren kann. Die im Katalog / Preisliste angegebenen Maße sind für die alleinstehende Installation der Produkte. Ausserdem fuer die genaue Bestimmung von Energieverbrauchs und für die Vorbereitung von elektrischen Anlagen, muessen Sie unsere Produktdatenblätter an unseren Büros anfordern. **WIR LEHNEN JEDE VERANTWORTUNG FÜR DIE NICHTINHALTUNG DIESER VORSCHLÄGE AB***

El constructor se reserva el derecho de introducir modificaciones en los materiales, modelos y a cualquier imagen fotografica de este catalogo sin previo aviso. Los datos técnicos, pesos, medidas, etc., son simplemente a título informativo, sin que esto obligue al constructor. Ecología, innovación y investigación llevan a continuas modificaciones en los productos, por lo que el tipo de gas indicado sobre este catalogo podría no ser correspondiente a lo efectivamente presente al momento de la venta. En el caso de la colocación de nuestros artículos en compartimentos específicos o entre muebles, por favor ponerse en contacto con el fabricante para recibir la ficha técnica donde se pueden leer las medidas exactas de la unidad y el espacio que se debe dejar libre, para garantizar el buen funcionamiento del artículo. Las dimensiones indicadas en el catalogo/lista de precios son medidas para la instalación libre de los productos. Además, para obtener el cálculo exacto del consumo, para la preparación de las instalaciones eléctricas, consulte la ficha de los productos. **NOSOTROS DECLINAMOS TODA RESPONSABILIDAD POR EL INCUMPLIMIENTO DE ESTAS SUGERENCIAS.**

# 2014

*Nuovi profili / New profiles / Nouveaux profils / Neue Profile / Nuevos perfiles*

Colore Bronzo  
Color Bronze  
Couleur bronze  
Farbe Bronze  
Bronce del Color



 Cod. 01

Colore argento  
Color silver  
Couleur argentée  
Versilberte Farbe  
Color plateado



 Cod. 02



**Optional:**

*Linee speciali / Special lines / Lignes spéciales / Spezielle Serien / Líneas especiales*

*Linea Gold*

 Cod. 54



*Linea Platinum*

 Cod. 53





## COD. P: PRINTATURA COLORI LEGNO

/ Decoration wood colors / Décoration couleurs bois / Dekor holz farben / Decoración colores de madera



**Cod. 04**  
Profili e carenatura  
colore noce scuro.  
*Dark walnut coloured  
profile and fairing.*  
Profils et capotage  
couleur noyer foncé.  
*Profilo und Verkleidung  
Farbe Nußbaum dunkel.*  
Perfil y carenado  
color nogal oscuro.



**Cod. 05**  
Profili e carenatura  
colore noce chiaro.  
*Light walnut coloured  
profile and fairing.*  
Profils et capotage  
couleur noyer clair.  
*Profilo und Verkleidung  
Farbe Nußbaum hell.*  
Perfil y carenado  
color nogal claro.




## COLORI RAL / RAL colors / Couleurs RAL / RAL-farben / Colores RAL




**Cod. 17**  
Bianco RAL 9010



**Cod. 13**  
Nero RAL 9005



**Cod. 22**  
Rosso RAL 3001



**Cod. 37**  
Verde RAL 6024



**Cod. 38**  
Azzurro RAL 5015



**Cod. 19**  
Giallo RAL 1023

Altri colori a richiesta. Other colours at request. Autres couleurs selon demande. Andere farben zum auf wunsch. Otros colores según pedido.



## COLORI LEGNO

/ Wood colors / Couleurs bois / Holz farben / Colores de madera



**Cod. 04**




**Cod. 05**



**Cod. 70**

Legno grezzo trattato  
Treated raw wood  
Bois brut traité  
Behandelte Rohholz  
Madera cruda tratada



**Cod. 07**

Legno grezzo non trattato (da verniciare)  
Untreated raw wood (to be painted)  
Bois brut non traité (être peint)  
Unbehandelte Rohholz (aus Lack)  
Madera cruda no tratados (Para ser pintados)



**RAL**

Qualsiasi colore a tabella RAL  
Any chart colour RAL  
Couleur quelconque au tableau RAL  
Jede Farbe zu Tabelle RAL  
Cualquier color RAL



# PICCOLI ESPOSITORI

Small Displays



## ICE POINT 2



Conservatore da appoggio per gelato mantecato.  
*Ready to serve ice cream showcase.*  
 Vitrine à appuier pour glace mélangée.  
*Kuehltheke fuer Bedienungsfertiges Eis.*  
 Vitrina de apoyo para helado mantecado.

Struttura in lamiera verniciata.  
*Cupola in plexiglas.*  
*Varnished sheet structure.*  
*Plexiglass dome.*  
 Structure en tôle vernie.  
*Calotte en plexiglas.*  
*Struktur aus lackiertem Blech.*  
*Haube aus Plexiglas.*  
 Estructura de chapa pintada.  
 Cúpula de plexiglás.

Termostato meccanico  
*Mechanical thermostat*  
 Thermostat mécanique  
*Mechanischer Temperaturregler*  
 Termóstato mecánico

Colori standard  
 Standard colors



COD. 09

## ICE POINT 3C SPOT

**ACCESSORIO /  
 ACCESSORIE:**  
 Separatori interni per  
 gelati confezionati  
*Internal separators for  
 packaged ice cream*



Centralina  
 elettronica  
*Electronic  
 control panel*

Spot luminoso di serie  
*Light spot standard*



Colori standard  
 Standard colors



COD. 09

		°C	mm. (LxPxH)	Lt.	DI SERIE	MAX	Watt	% U.R.	H <sub>2</sub> O							
Ice Point 2		-25	475x750x420	-	-	n° 4 - Lt. 2,5 o n° 2 - Lt. 5	210	75	MAN	230v/1/50Hz	R134a	28	-	-		
Ice Point 3C Spot		-25	650x660x530	39	-	n° 3 - Lt. 5	120	55	MAN	230v/1/50Hz	R134a	30	-	-		

Dati di collaudo • Test details • Détails d'essai • Prüfungsergebnisse • Datos de ensayo • MAX = (25°C - % U.R. 60)

Prezzi vedi LISTINO a pagina 4  
 See PRICE LIST on page 4

ICE POINT 4



Colori standard  
Standard colors



COD. 09

**FRIGORIFERO PER GELATO ARTIGIANALE COMPLETO DI COPERCHIO TRASPARENTE**

**COUNTER TOP FREEZER FOR ICE-CREAM WITH TRASPARENT COVER**

- Statico con agitatore interno / *Fan assisted cooling*
- Isolamento Eco no CFC / *CFC free insulation*
- Struttura in ABS o PS / *ABS body*
- Evaporatore in rame / *Copper evaporator*
- Silenzioso / *Low noise level*
- Basso consumo di energia / *Low energy consumption*
- Facile manutenzione / *Easy maintenance*

**Accessori/Accessories:**


- Vaschette in acciaio inox / *Stainless steel basins*
- Barra inox mm. 680 per composizione n° 8 bacinelle da 2,5 Lt. / *mm. 680 stainless steel bar, for composition with No. 8 of Lt. 2,5 basins.*



		°C	mm. (LxPxH)	Lt.	DI SERIE	MAX	Watt	% U.R.	H <sub>2</sub> O				Kg.	
	Ice Point 4	-15/-18	1255x525x360	26	-	n° 8 - Lt. 2,5 o n° 4 - Lt. 5 o n° 4 - Lt. 7	500	55		230v/1/50Hz		R404a	32	-

Dati di collaudo • Test details • Détails d'essai • Prüfungsergebnisse • Datos de ensayo • MAX = (30°C - % U.R. 55)

Prezzi vedi LISTINO a pagina 4  
See PRICE LIST on page 4



## MINIGEL



Leds di serie  
LEDs standard

Colori standard  
Standard colors



COD. 09

## DOMINANTE 100 G



Colori standard  
Standard colors



COD. 09

		°C	mm. (LxPxH)	Lt.	DI SERIE	Watt	% U.R.	H <sub>2</sub> O				Kg.		
Minigel		-18	610x515x750	55	n° 1 mm. 340x470 n° 1 mm. 150x470	183	65	MAN	230v/1/50Hz	R134a	45	-	LED di serie	
Dominante 100 G		+4/+10	1052x436x510	100	n° 2 mm. 710x320	260	80	AUT	230v/1/50Hz	R134a	42	-	di serie	

Dati di collaudo • Test details • Détails d'essai • Prüfungsergebnisse • Datos de ensayo • MAX = (25°C - % U.R. 60)



Prezzi vedi LISTINO a pagina 4  
See PRICE LIST on page 4

PUNTOGEL 50

NEW



PUNTOGEL 90

NEW



Colori standard  
Standard colors



COD. 09

PUNTOGEL 50 SPOT

NEW



PUNTOGEL 90 SPOT

NEW



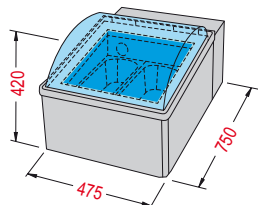
		°C	mm. (LxPxH)	Lt.	DI SERIE	Watt	H <sub>2</sub> O			Kg.		
NEW	Puntogel 50	-18	570x530x520	50	n° 2 mm. 440x210	154	MAN	230v/1/50Hz	R134a	40	Di serie	LED di serie
NEW	Puntogel 90	-18	610x540x670	90	n° 2 mm. 488x420 n° 1 mm. 488x200	190	MAN	230v/1/50Hz	R134a	49	Di serie	LED di serie
NEW	Puntogel 50 Spot	-18	570x545x637	50	n° 2 mm. 440x210	150	MAN	230v/1/50Hz	R134a	42	Di serie	LED di serie
NEW	Puntogel 90 Spot	-18	610x555x892	116	n° 3 mm. 488x420	220	MAN	230v/1/50Hz	R134a	54	Di serie	LED di serie

Dati di collaudo • Test details • Détails d'essai • Prüfungsergebnisse • Datos de ensayo • MAX = (25°C - % U.R. 60)

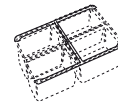
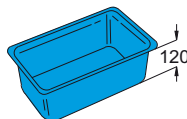
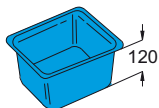
Prezzi vedi LISTINO a pagina 4  
See PRICE LIST on page 4



ICE POINT 2



ACCESSORI / ACCESSORIES:



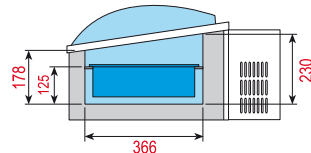
Supporto vaschetta Lt 2,5  
Basin support Lt 2,5

Lt. 2,5  
mm. 180x165  
h. 120

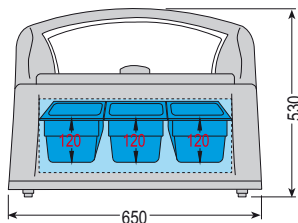
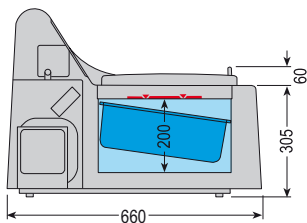
Lt. 5  
mm. 360x165  
h. 120

Le vaschette sono fornite a richiesta  
Basins are available on request

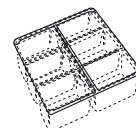
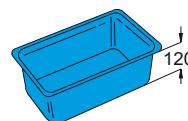
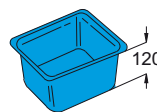
Dimensioni interne  
Internal size



ICE POINT 3C SPOT



ACCESSORI / ACCESSORIES:



Lt. 2,5  
mm. 180x165  
h. 120

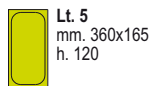
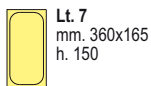
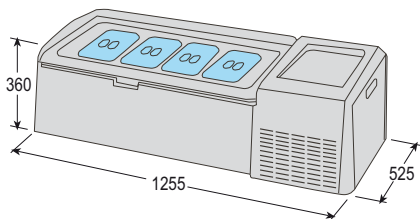
Lt. 5  
mm. 360x165  
h. 120

Supporto vaschette  
Lt. 2,5  
Basin support  
Lt. 2,5


Le vaschette sono fornite a richiesta  
Basins are available on request



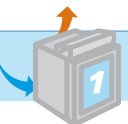
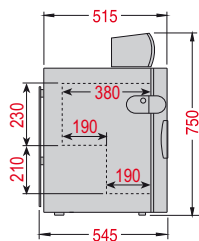
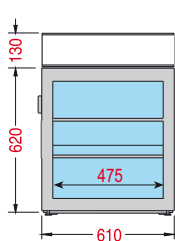
ICE POINT 4



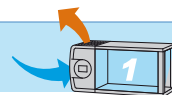
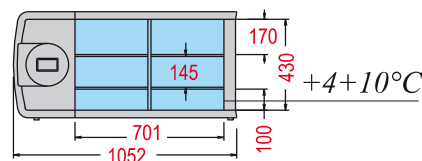
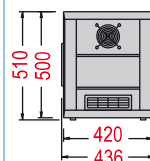
Alcuni esempi di combinazioni / Some samples:



MINIGEL

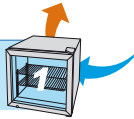
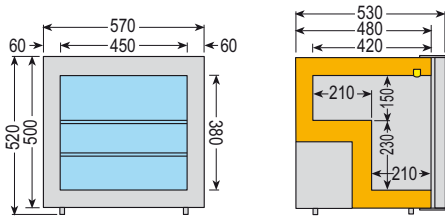


DOMINANTE 100 G



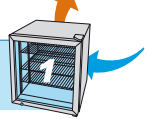
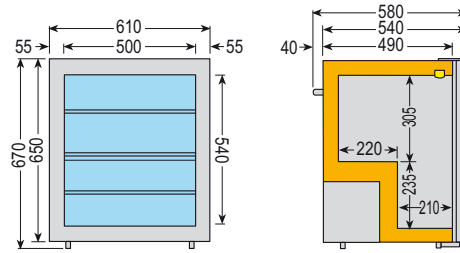
PUNTOGEL 50

NEW



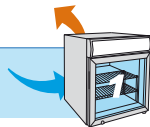
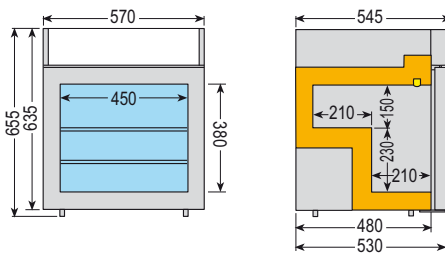
PUNTOGEL 90

NEW



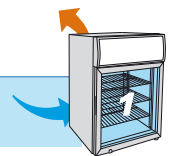
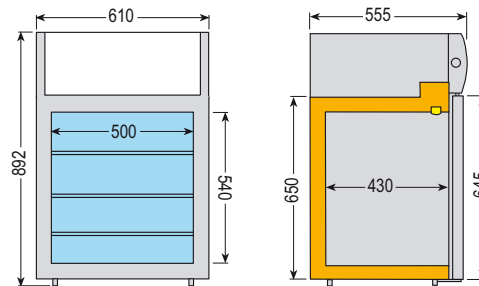
PUNTOGEL 50 SPOT

NEW



PUNTOGEL 90 SPOT

NEW



LINUS 150

Colori standard  
Standard colors

COD. 53

Struttura inox + alluminio lucido / *Stainless steel frame + polished aluminium*  
 Structure inox + aluminium brillant / *Inox Struktur + Aluminium weiß* / Estructura en acero inox + aluminio lustroso

		 °C	 mm. (LxPxH)	 Lt.	 <b>DI SERIE</b>	 Watt	 % U.R.					 Kg.		
Linus 100	 	+4/+10	800x410x720	100	n° 1 mm. 685x292	320	70		230v/1/50Hz		R404a	70	-	Led di serie
Linus 150	 	+4/+10	800x410x920	160	n° 2 mm. 685x292	320	70		230v/1/50Hz		R404a	85	-	Led di serie
Linus 200	 	+4/+10	1000x410x920	200	n° 2 mm. 899x292	320	70		230v/1/50Hz		R404a	95	-	Led di serie

Dati di collaudo • Test details • Détails d'essai • Prüfungsergebnisse • Datos de ensayo • MAX = (25°C - % U.R. 60)



Prezzi vedi LISTINO a pagina 4-5  
See PRICE LIST on page 4-5



LINUS 842 DRY



Colori standard  
Standard colors




COD. 53

Cassetto per inserimento acqua  
Tray to water  
Bac à eau  
Tablett mit Wasser  
Bandeja para agua


Struttura inox  
Stainless steel frame  
Structure inox  
Inox Struktur  
Estructura en acero inox



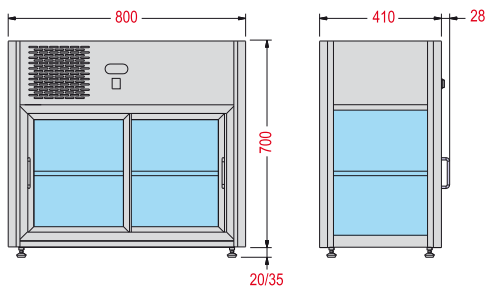
		 °C	 mm. (LxPxH)	 Lt.	 <b>DI SERIE</b>	 Watt	 % U.R.					 Kg.		
Linus 642 Dry	 	+30/+65	625x420x485	80	n° 1 mm. 578x330	700	70	-	230v/1/50Hz	-	-	26	-	-
Linus 842 Dry	 	+30/+65	825x420x485	100	n° 1 mm. 778x330	700	70	-	230v/1/50Hz	-	-	29	-	-
Linus 1042 Dry	 	+30/+65	1025x420x485	120	n° 1 mm. 978x330	700	70	-	230v/1/50Hz	-	-	38	-	-

Dati di collaudo • Test details • Détails d'essai • Prüfungsergebnisse • Datos de ensayo • MAX = (25°C - % U.R. 60)

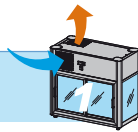
Prezzi vedi LISTINO a pagina 5  
See PRICE LIST on page 5



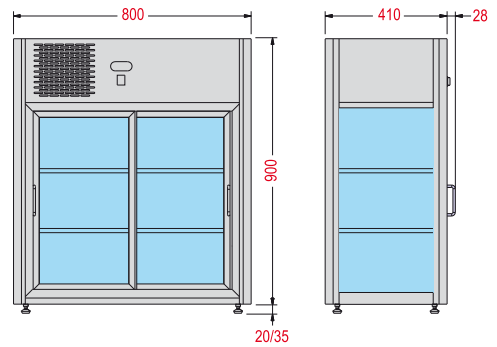
LINUS 100



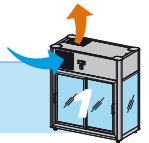
OPTIONAL:



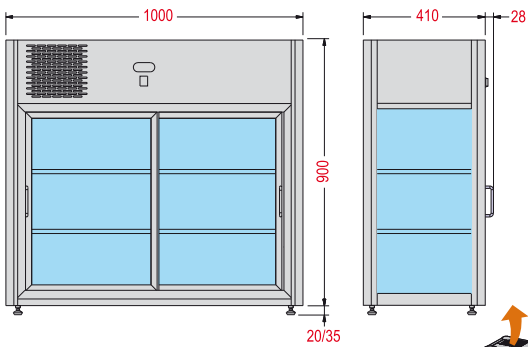
LINUS 150



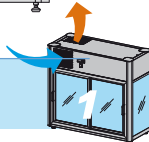
OPTIONAL:



LINUS 200

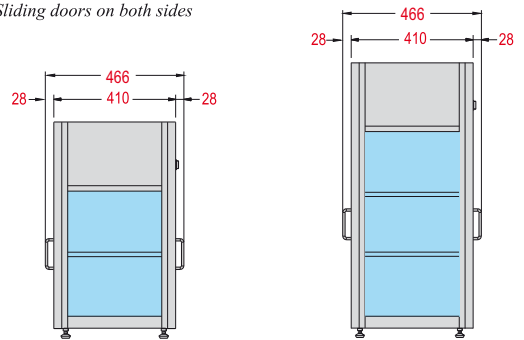


OPTIONAL:

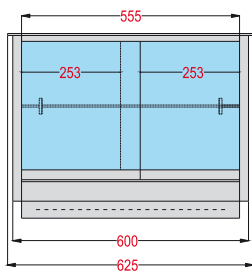


OPTIONAL:

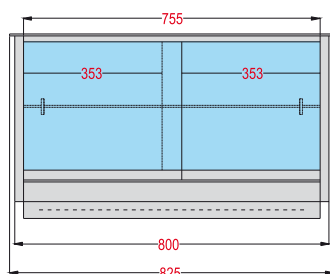
Porte scorrevoli su entrambe i lati  
Sliding doors on both sides



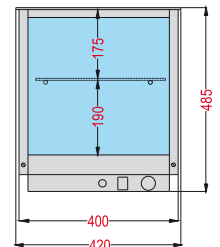
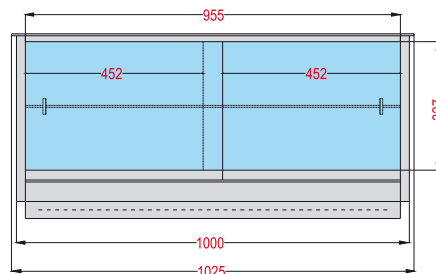
LINUS 642 DRY



LINUS 842 DRY



LINUS 1042 DRY



ORIZONT  
100 Q  
ARGENTO

Colore di serie: bronzo  
Standard colour: bronze  
Couleur standards: bronze  
Standardfarbe: Bronze  
Color estándar: bronce



ORIZONT  
150 Q



ORIZONT  
200 Q  
ARGENTO

Colore di serie: bronzo  
Standard colour: bronze  
Couleur standards: bronze  
Standardfarbe: Bronze  
Color estándar: bronce



# ORIZONT

## Il fascino delle linee classiche

**ORIZONT** è una linea di piccoli espositori orizzontali, nata per completare e/o implementare i banconi bar. La gamma Orizont comprende tre espositori a temperatura positiva (**100 Q**, **150 Q**, **200 Q** con capacità di 100, 150 e 200 litri rispettivamente), un espositore self service a temperatura positiva (**200 Q SS**), un espositore negativo (**200 GBT**), un espositore neutro (**200 Q Neutral**) e addirittura un espositore riscaldato (**202 Q Hot**). Tutti questi prodotti sono riconoscibili dall'inconfondibile profilo curvo Tecfrigo, nei classici ed eleganti colori bronzo e argento. Per rendere speciale il vostro espositore, comunque, tutte le vetrine sono personalizzabili a richiesta con una vasta scelta di colori RAL.



ORIZONT 200 Q SS



## The charm of classic design

**ORIZONT** is a line of small horizontal exhibitors, born to complete and/or implement bar counters.

The Orizont range includes three positive temperature exhibitors (**100 Q**, **Q 150**, **Q 200** with a capacity of respectively 100, 150 and 200 liters), a self-service positive temperature displayer (**200 Q SS**), a negative displayer (**200 GBT**), a neutral displayer (**200 Q neutral**) and even a heated displayer (**202 Q Hot**).

All these products are recognizable by the unmistakable curved Tecfrigo profiles, available in the classic and elegant bronze or silver colors. However, to make them special, all the exhibitors are customizable on request with a wide range of RAL paintings.



ORIZONT 200 Q HOT

ORIZONT 200 Q NEUTRAL



## ORIZONT 200 Q SELF SERVICE ARGENTO

Colore di serie: bronzo / *Standard colour: bronze* / *Couleur standards: bronze* / *Standardfarbe: Bronze* / *Color estándar: bronce*



Con porte scorrevoli e basculanti Self Service  
*With sliding and Self Service up-and-over doors*

		°C	mm. (LxPxH)	Lt.	<b>DI SERIE</b>	Watt	% U.R.	DEFROST				Kg.		
Orizont 100 Q		+4/+10	1000x390x515	100	n° 2 mm. 600x275	350	75		230v/1/50Hz		R134a	54	-	di serie
Orizont 150 Q		+4/+10	1100x450x615	150	n° 2 mm. 665x330	353	75		230v/1/50Hz		R134a	72	-	di serie
Orizont 200 Q		+4/+10	1200x543x715	200	n° 3 mm. 765x380	498	75		230v/1/50Hz		R404a	92	-	di serie
Orizont 200 Q Self Service		+4/+10	1200x543x715	200	n° 3 mm. 765x380	498	75		230v/1/50Hz		R404a	83	-	di serie
Orizont 200 GBT		-5/-18	1200x543x715	200	n° 2 mm. 740x400	550	45		230v/1/50Hz		R404a	100	-	di serie
Orizont 200 Q Neutral		AMBIENT	900x543x715	200	n° 2 mm. 875x410	50	-	-	230v/1/50Hz	-	-	42	-	di serie
Orizont 202 Q Hot		+35/+70	900x500x715	200	n° 2 mm. 830x490	1220	-	-	230v/1/50Hz	-	-	35	-	di serie

Dati di collaudo • Test details • Détails d'essai • Prüfungsergebnisse • Datos de ensayo • MAX = (25°C - % U.R. 60) • **Orizont 200 GBT:** MAX = (30°C - % U.R. 55)



Prezzi vedi LISTINO a pagina 5-6  
See PRICE LIST on page 5-6

ORIZONT 200 GBT



ORIZONT 200 Ø NEUTRAL ARGENTO



Porte basculanti Self Service sul lato cliente  
Self Service doors on client side

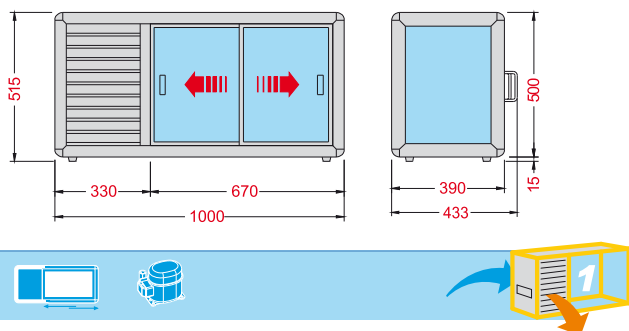
ORIZONT 202 Ø HOT ARGENTO



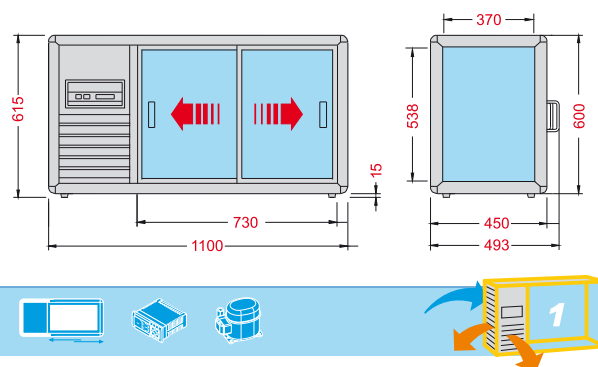
Lampade riscaldanti  
Warming lamps  
Lampes chauffantes  
Heizungslampen  
Lamparas calentadoras



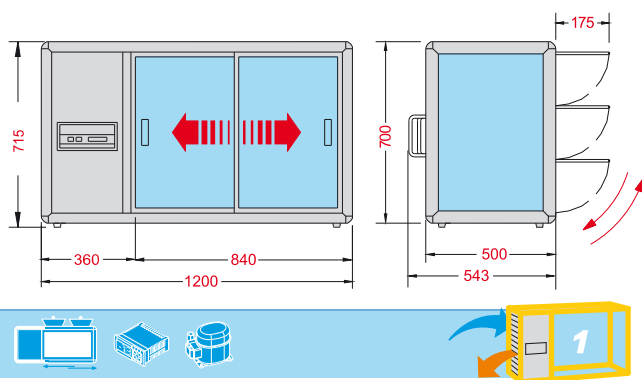
ORIZONT 100 Q



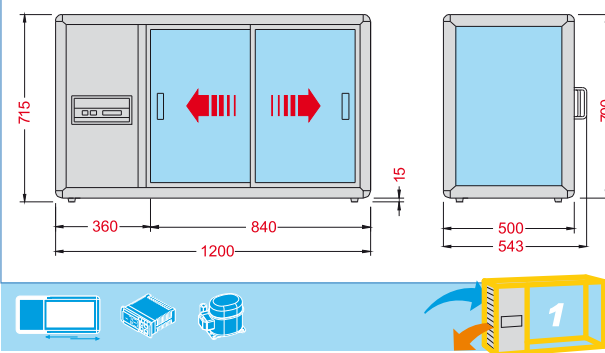
ORIZONT 150 Q



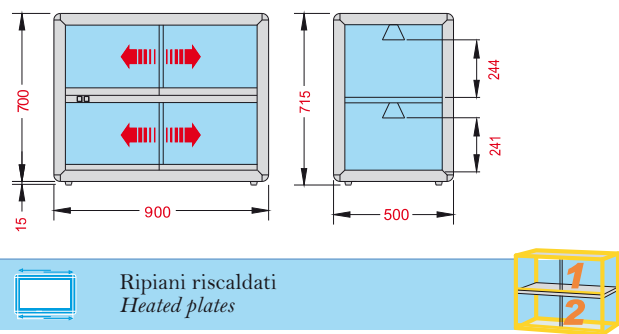
ORIZONT 200 Q Self Service



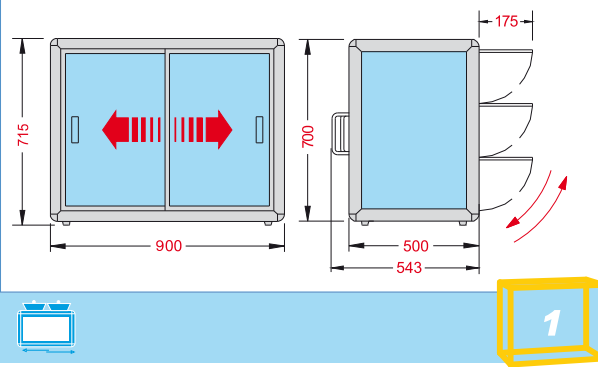
ORIZONT 200 Q



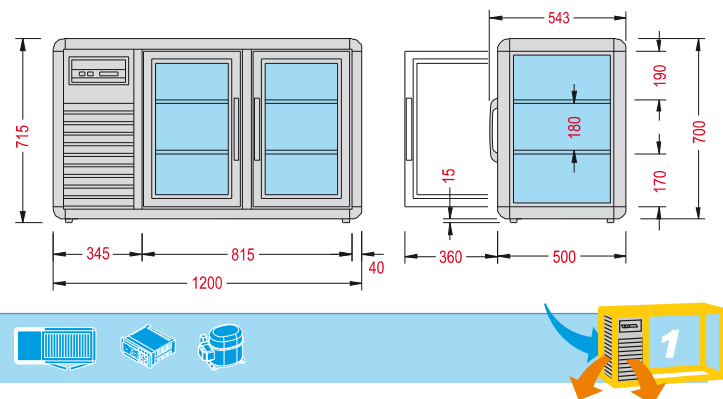
ORIZONT 202 Q Hot



ORIZONT 200 Q Neutral



ORIZONT 200 GBT





SNOOPINO



Porte scorrevoli  
Sliding doors



Leds di serie  
LEDs standard



Porte scorrevoli  
Sliding doors

N° 2 ripiani in plexiglass  
No. 2 plexiglass shelves

Colori standard  
Standard colors



COD. 02

Colori optional  
Optional colors



COD. 01 RAL

(da incasso / built in / encastrable / zum einbauen / de castre)

		°C	mm. (LxPxH)	Lt.	<b>DI SERIE</b>	Watt	% U.R.	DEFROST				Kg.		LED di serie
Snoopino		+4/+10	730x528x930	190	n° 2 mm. 400x635	340	75		230v/1/50Hz		R404a	80	Optional	

Dati di collaudo • Test details • Détails d'essai • Prüfungsergebnisse • Datos de ensayo • MAX = (25°C - % U.R. 60)

Prezzi vedi LISTINO a pagina 6  
See PRICE LIST on page 6



SNOOPY Q



Leds di serie  
LEDs standard



Porte scorrevoli  
Sliding doors

N° 2 ripiani in plexiglass  
No. 2 plexiglass shelves

Colori standard  
Standard colors

Colori optional  
Optional colors



(da incasso / built in / encastrable / zum einbauen / de encastre)

	°C	mm. (LxPxH)	Lt.	<b>DI SERIE</b>	Watt	% U.R.	DEFROST				Kg.		
Snoopy Q	+4/+10	900x528x930	200	n° 2 mm. 774x404	340	75		230v/1/50Hz		R404a	90	Optional	LED di serie

Dati di collaudo • Test details • Détails d'essai • Prüfungsergebnisse • Datos de ensayo • MAX = (25°C - % U.R. 60)



Prezzi vedi LISTINO a pagina 6  
See PRICE LIST on page 6

SNOOPY GBT



Leds di serie  
LEDs standard



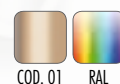
Evaporatore statico a  
griglie fisse (n° 2)  
Static evaporator with  
fixed shelves (No. 2)

Colori standard  
Standard colors



COD. 02

Colori optional  
Optional colors



COD. 01


RAL

(da incasso / built in / encastrable / zum einbauen / de encastre)

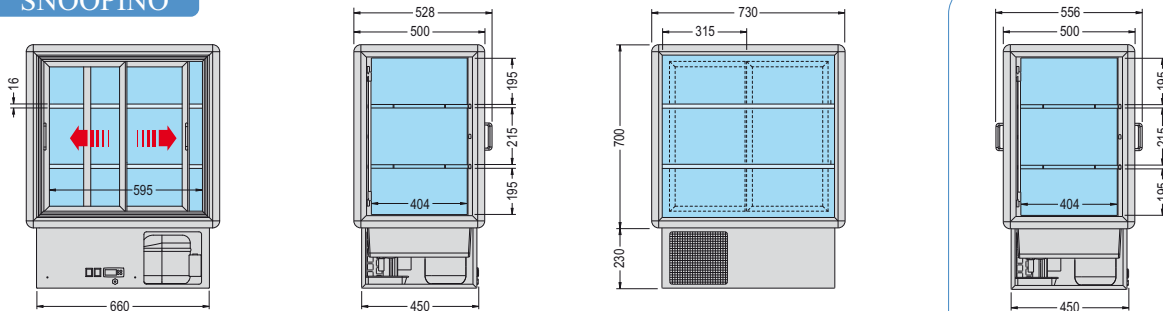
	°C	mm. (LxPxH)	Lt.	<b>DI SERIE</b>	Watt	% U.R.	DEFROST				Kg.		LED di serie
Snoopy GBT	-5/-18	910x540x930	200	n° 2 mm. 740x400	550	45		230v/1/50Hz		R404a	100	Optional	LED di serie

Dati di collaudo • Test details • Détails d'essai • Prüfungsergebnisse • Datos de ensayo • MAX = (30°C - % U.R. 55)


Prezzi vedi LISTINO a pagina 6  
See PRICE LIST on page 6



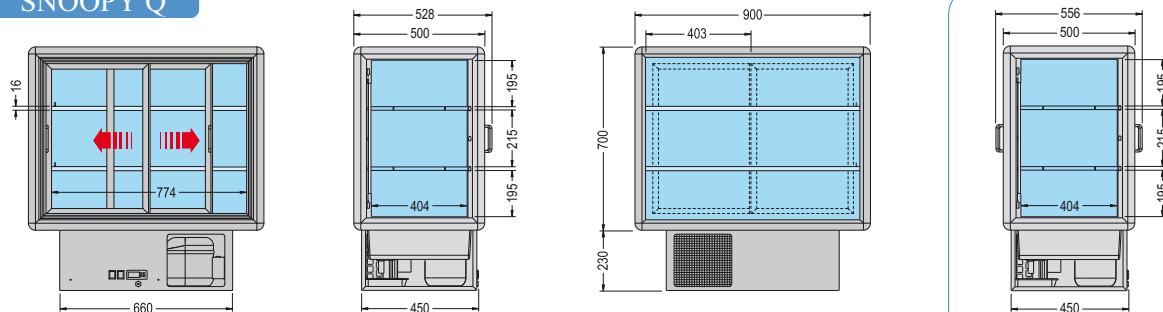
**SNOOPINO**



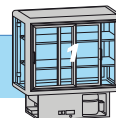
**OPTIONAL:**  
Porte scorrevoli su entrambe i lati  
*Sliding doors on both sides*



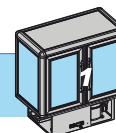
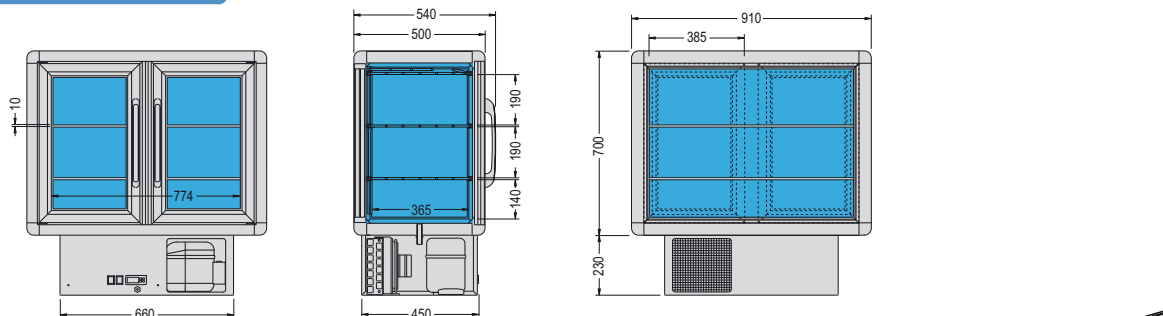
**SNOOPY Q**



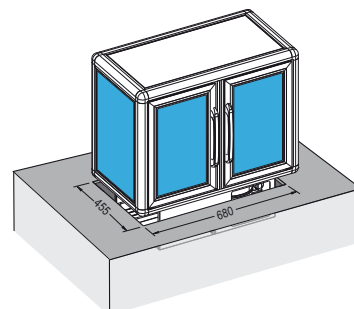
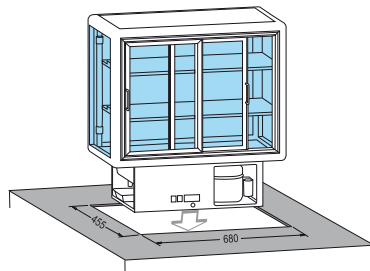
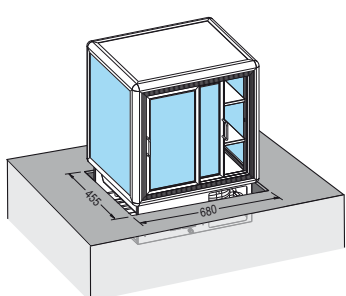
**OPTIONAL:**  
Porte scorrevoli su entrambe i lati  
*Sliding doors on both sides*



**SNOOPYGBT**



(DA INCASSO / BUILT IN / ENCASTRABLE / ZUM EINBAUEN / DE ENCASTRE)



MICRON II

Neon di serie  
Neon standard



**OPTIONAL:**  
Spot luminoso  
Lighting top



MICRON I  
(RAL)



MICRON III  
(RAL)



Termostato meccanico esterno  
Mechanical external thermostat

Termometro meccanico interno  
Mechanical internal thermometer

Colori standard  
Standard colors

Colori optional  
Optional colors



COD. 17



COD. 33



COD. 28



RAL

		°C	mm. (LxPxH)	Li.	<b>DI SERIE</b>	Watt	% U.R.	DEFROST				Kg.	
Micron I		+4/+10	430x385x734	68	n° 2 mm. 320x350	261	75		230v/1/50Hz		R134a	34	- di serie
Micron II		+4/+10	430x385x885	93	n° 2 mm. 320x350	261	75		230v/1/50Hz		R134a	37	- di serie
Micron III		+4/+10	430x385x1105	120	n° 3 mm. 320x350	261	75		230v/1/50Hz		R134a	40	- di serie

Dati di collaudo • Test details • Détails d'essai • Prüfungsergebnisse • Datos de ensayo • MAX = (25°C - % U.R. 60)

Prezzi vedi LISTINO a pagina 8  
See PRICE LIST on page 8



GOLOSO



Leds di serie  
LEDs standard



Ø mm. 320  
n° 5 ripiani rotanti in vetro  
No. 5 rotating glass shelves

Ultimo ripiano  
a specchio  
Bottom mirror  
shelf

Colori standard  
Standard colors



COD. 13

Colori optional  
Optional colors



RAL



	°C	mm. (LxPxH)	Lt.	DI SERIE	Watt	% U.R.	DEFROST				Kg.		LED di serie
Goloso	+4/+10	430x400x1090	100	n° 5 Ø mm. 320	260	75	AUT	230v/1/50Hz		R134a	44	-	LED di serie

Dati di collaudo • Test details • Détails d'essai • Prüfungsergebnisse • Datos de ensayo • MAX = (25°C - % U.R. 60)



Prezzi vedi LISTINO a pagina 8  
See PRICE LIST on page 8

JUNIOR 120 G



JUNIOR 120 GBT



Colori standard  
Standard colors



COD. 01

Colori optional  
Optional colors



COD. 02 RAL

Optional printatura colori legno  
Optional decoration wood colors




COD. 04 COD. 05

		°C	mm. (LxPxH)	Lt.	<b>DI SERIE</b>	Watt	% U.R.					Kg.	
Junior 120 G		+2/+10	550x493x1100	120	n° 3 mm. 320x445	450	75		230v/1/50Hz		R134a	76	Optional di serie
Junior 120 GBT		-5/-18	550x493x1100	120	n° 3 mm. 300x430	550	45		230v/1/50Hz		R404a	78	Optional di serie

Dati di collaudo • Test details • Détails d'essai • Prüfungsergebnisse • Datos de ensayo • MAX = (30°C - % U.R. 55)

Prezzi vedi LISTINO a pagina 8  
See PRICE LIST on page 8



MIDI 190 R  
ARGENTO

Maniglie su tutta la lunghezza porte  
*Large handles along the entire doors length*



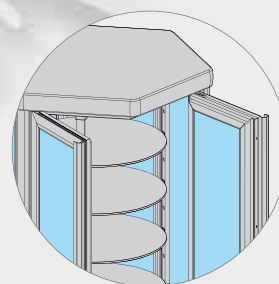
Leds di serie  
*LEDs standard*



Centralina elettronica  
touch screen con  
comandi incorporati  
*Electronic touch screen  
control unit with  
built-in commands*



**Ø mm. 465**  
n° 5 ripiani rotanti in vetro  
*No. 5 rotating glass shelves*



Ampio accesso  
tramite doppia  
porta  
*Wide access  
through double  
door*

Colori standard  
*Standard colors*

Colori optional  
*Optional colors*



COD. 01



COD. 02



RAL

	°C	mm. (LxPxH)	Lt.	<b>DI SERIE</b>	Watt	% U.R.	DEFROST			Kg.		LED di serie
Midi 190 R	+4/+10	770x685x1540	190	n° 5 Ø mm. 465	440	75		230v/1/50Hz		R134a	120	Optional

Dati di collaudo • Test details • Détails d'essai • Prüfungsergebnisse • Datos de ensayo • MAX = (25°C - % U.R. 60)



Prezzi vedi LISTINO a pagina 8  
*See PRICE LIST on page 8*

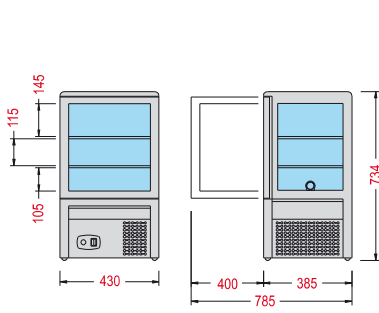




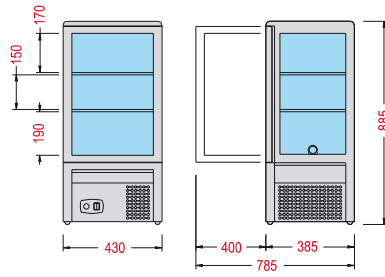
Versione con colore di serie: bronzo / *Standard colour version: bronze* / Version couleur standards: bronze / *Standardfarbe-Version: Bronze* / Versión en color estándar: bronce



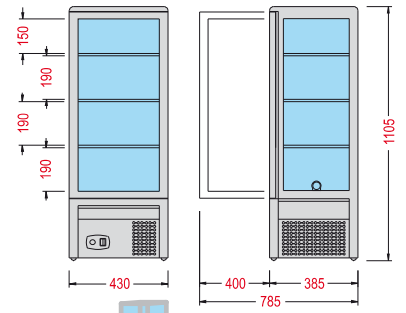
MICRON I



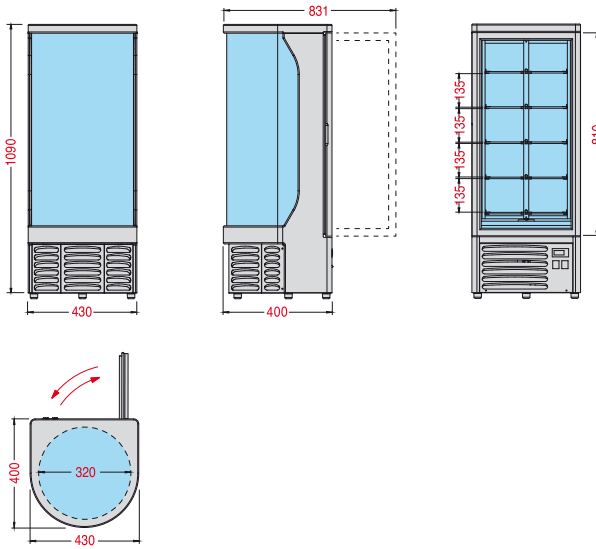
MICRON II



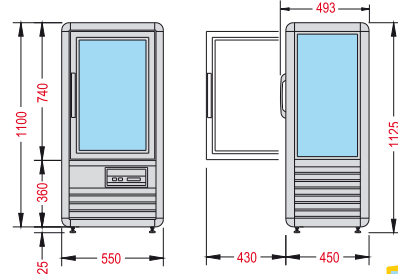
MICRON III



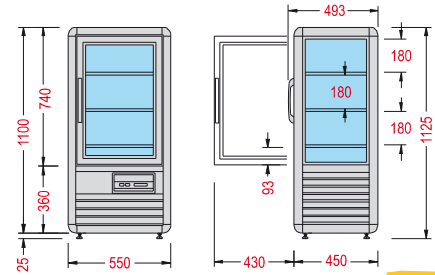
GOLOSO



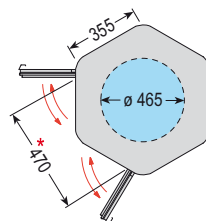
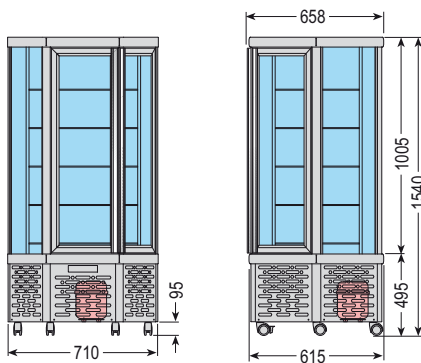
JUNIOR 120 G



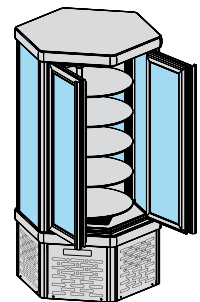
JUNIOR 120 GBT



MIDI 190 R



\*  
Larghezza porta  
Door width  
Largeur de la porte  
Weite von der Tür  
Anchura de la puerta



# VETRINE VERTICALI

Vertical Displays



KUBO 250 G



Leds di serie  
LEDs standard



**KUBO G:**  
Vetro superiore  
panoramico  
Panoramic  
superior glas



**KUBO GBT:**

Evaporatore statico a griglie fisse (n° 3)  
Static evaporator with fixed shelves (No. 3)



		°C	mm. (LxPxH)	Lt.	<b>DI SERIE</b>	Watt	% U.R.	DEFROST				Kg.	
Kubo 250 G		+2/+10	810x643x1225	250	n° 4 mm. 600x400	516	75		230v/1/50Hz		R404a	132	Optional LED di serie
Kubo 250 GBT		-5/-18	810x643x1225	250	n° 3 mm. 630x465	550	40		230v/1/50Hz		R404a	118	Optional LED di serie

Dati di collaudo • Test details • Détails d'essai • Prüfungsergebnisse • Datos de ensayo • MAX = (30°C - % U.R. 55)



Prezzi vedi LISTINO a pagina 12  
See PRICE LIST on page 12

KUBO EXPO 300




Leds di serie e vetro superiore panoramico  
*LEDs standard and panoramic superior glas*



Apertura della porta oltre 180°  
*Opening the door over 180°*



n° 4 ripiani in vetro, inclinabili con due diverse angolazioni ed estraibili  
*No. 4 glass plates, with two different tilt angles and removable*



Centralina elettronica  
*Electronic cabinet*

Colore standard  
*Standard color*



COD. 53

	°C	mm. (LxPxH)	Lt.	DI SERIE	Watt	% U.R.	DEFROST			R404a	Kg.	Optional	LED di serie
Kubo Expo 300	+2/+10	700x770x1470	300	n° 4 mm. 550x550	500	75	AUTA	230v/1/50Hz		R404a	150	Optional	LED di serie

Dati di collaudo • Test details • Détails d'essai • Prüfungsergebnisse • Datos de ensayo • MAX = (30°C - % U.R. 55)

Prezzi vedi LISTINO a pagina 12  
See PRICE LIST on page 12



**KUBO 500 G**  
**ARGENTO**

Colore di serie: bronzo  
Standard colour: bronze  
Couleur standards: bronze  
Standardfarbe: Bronze  
Color estándar: bronce



**KUBO G:**  
Vetro superiore panoramico  
*Panoramic superior glas*



Leds di serie  
*LEDs standard*



**KUBO GBT:**  
Evaporatore statico a griglie fisse (n° 6)  
*Static evaporator with fixed shelves (No. 6)*

<b>Colori standard</b> <i>Standard colors</i>		<b>Colori optional</b> <i>Optional colors</i>			<b>Optional printatura colori legno</b> <i>Optional decoration wood colors</i>	
COD. 02	COD. 01	COD. 53	COD. 54	RAL	COD. 04	COD. 05

		°C	mm. (LxPxH)	Lt.	<b>DI SERIE</b>	Watt	% U.R.					Kg.	
<b>Kubo 500 G</b>		+2/+10	1500x643x1225	500	n° 8 mm. 600x400	700	75		230v/1/50Hz		R404a	201	Optional LED di serie
<b>Kubo 500 GBT</b>		-5/-18	1500x643x1225	500	n° 6 mm. 630x465	800	40		230v/1/50Hz		R404a	180	Optional LED di serie

Dati di collaudo • Test details • Détails d'essai • Prüfungsergebnisse • Datos de ensayo • MAX = (30°C - % U.R. 55)

**Prezzi vedi LISTINO a pagina 12**  
*See PRICE LIST on page 12*

KUBO 530 G-G

G

G

KUBO 530 GBT-G

GBT


G



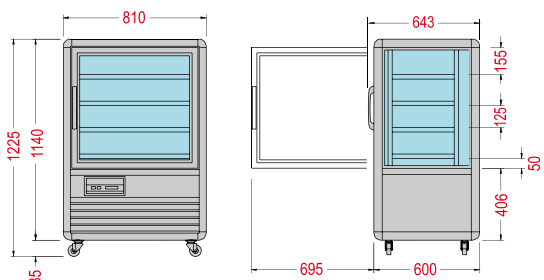
		°C	mm. (LxPxH)	Lt.	DI SERIE	Watt	% U.R.	DEFROST			Kg.		
Kubo 530 GBT-G		-5/-18 (GBT) +2/+10 (G)	810x643x2020	530	n° 3 mm. 555x455 (GBT) n° 3 mm. 600x400 (G)	800	40 (GBT) 70 (G)		230v/1/50Hz	R404a (GBT) R134a (G)	193	Optional	LED di serie
Kubo 530 G-G		+2/+10	810x643x2020	530	n° 3+3 mm. 600x400	785	80		230v/1/50Hz	R134a	187	Optional	LED di serie

Dati di collaudo • Test details • Détails d'essai • Prüfungsergebnisse • Datos de ensayo • MAX = (30°C - % U.R. 55)

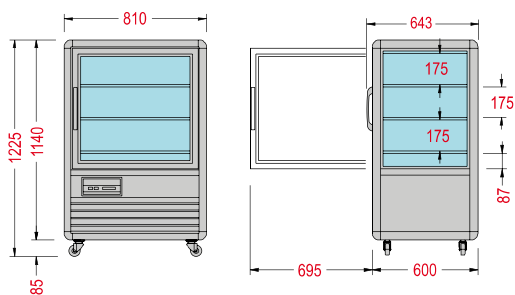
Prezzi vedi LISTINO a pagina 12  
See PRICE LIST on page 12



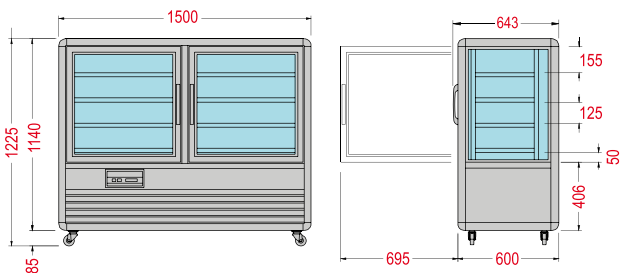
KUBO 250 G



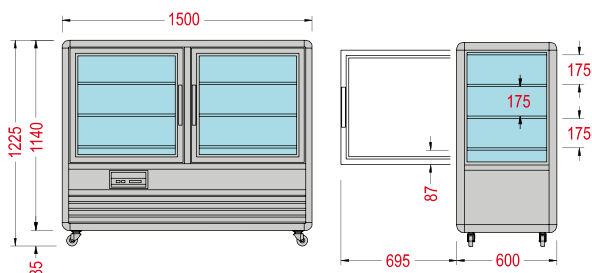
KUBO 250 GMT



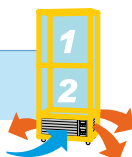
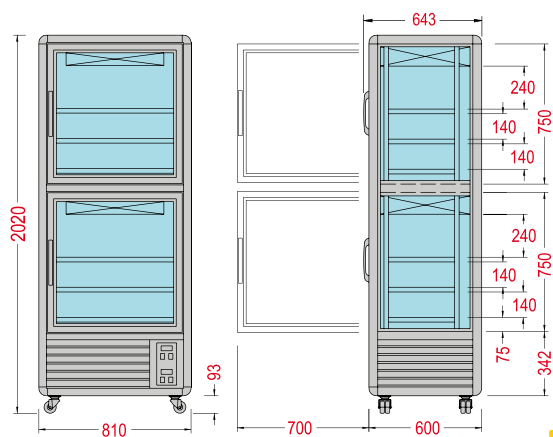
KUBO 500 G



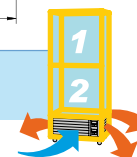
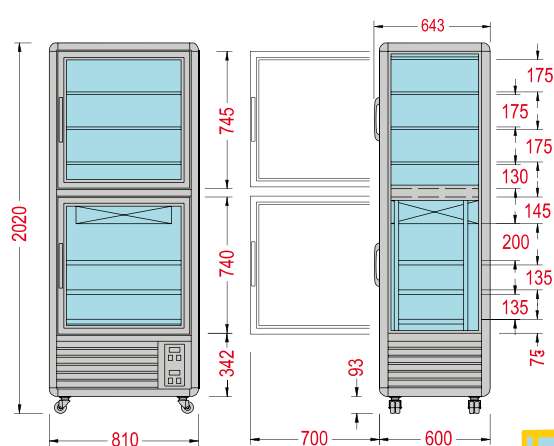
KUBO 500 GMT



KUBO 530 G-G

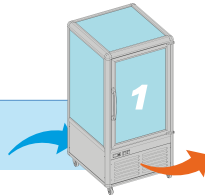
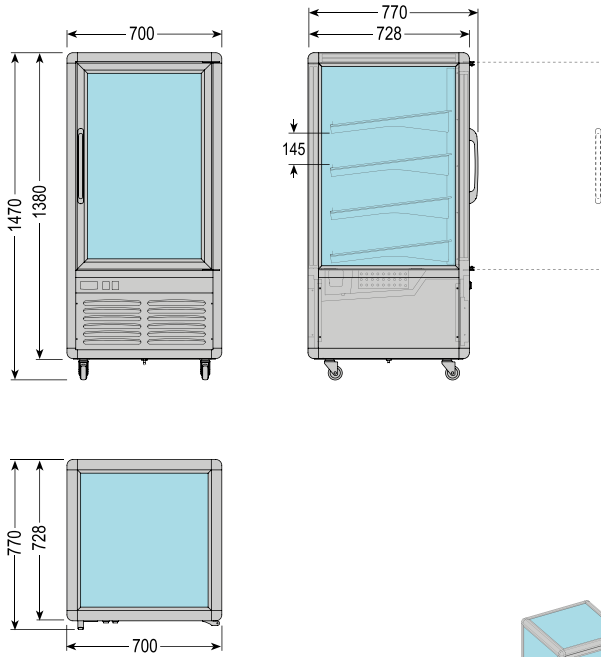


KUBO 530 GMT-G





KUBO EXPO 300



KUBO EXPO 300



BAROCCA 500 R

BAROCCA 500 Q

BAROCCA 500 R  
CIOCCOLATO**Glimatizzate**BAROCCA 500 Q  
CIOCCOLATO

		 °C	 mm. (LxPxH)	 Lt.	 <b>DI SERIE</b>	 Watt	 % U.R.	 DEFROST				 Kg.	 Optional	 LED di serie
Barocca 500 R		+4/+10	820x845x1815	500	n° 6 Ø mm. 560 	800	75		230v/1/50Hz		R404a	187	Optional	LED di serie
Barocca 500 R Cioccolato		+14/+16	820x845x1815	500	n° 6 Ø mm. 560 	800	40/44		230v/1/50Hz		R404a	187	Optional	LED di serie
Barocca 500 Q		+4/+10	820x845x1815	500	n° 5 mm. 570x520 	650	75		230v/1/50Hz		R404a	182	Optional	LED di serie
Barocca 500 Q Cioccolato		+14/+16	820x845x1815	500	n° 5 mm. 570x520 	700	40/44		230v/1/50Hz		R404a	182	Optional	LED di serie

Dati di collaudo • Test details • Détails d'essai • Prüfungsergebnisse • Datos de ensayo • MAX = (30°C - % U.R. 55)



Prezzi vedi LISTINO a pagina 14  
See PRICE LIST on page 14

BAROCCA



Cod. 04



Cod. 05



Cod. 07

Legno grezzo non trattato (da verniciare)  
 Untreated raw wood (to be painted)  
 Bois brut non traité (être peint)  
 Unbehandeltes Rohholz (aus Lack)  
 Madera cruda no tratados (Para ser pintados)



RAL

Qualsiasi colore a tabella RAL  
 Any chart colour RAL  
 Couleur quelconque au tableau RAL  
 Jede Farbe zu Tabelle RAL  
 Cualque color RAL



Cod. 70

Legno grezzo trattato  
 Treated raw wood  
 Bois brut traité  
 Behandelte Rohholz  
 Madera cruda tratada

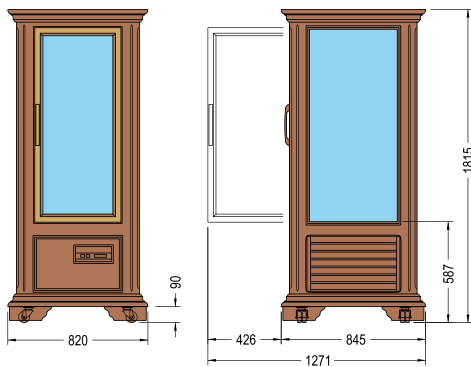


Di serie / Standard / Standards / Standardfarben / Estándard



Optional / Optional / Optionnel / Extra / Extras


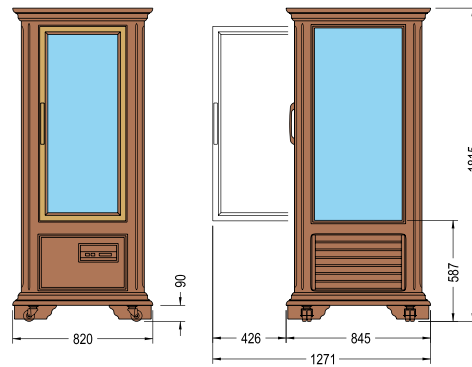
BAROCCA 500 R•Q



BAROCCA 500 R•Q Cioccolato

**Climatizzate**

+14/+16°C



SALOON 350 Q



SALOON 350 R



SALOON 350 G



		°C	mm. (LxPxH)	Lt.	DI SERIE	Watt	% U.R.	DEFROST			Kg.		
Saloon 350 R		+4/+10	607x660x1850	350	n° 6 Ø mm. 430	650	75		230v/1/50Hz		R404a	147	Optional LED di serie
Saloon 350 G		+4/+10	607x660x1850	350	n° 5 mm. 450x450	600	75		230v/1/50Hz		R404a	137	Optional LED di serie
Saloon 350 Q		+4/+10	607x660x1850	350	n° 5 mm. 450x450	600	75		230v/1/50Hz		R404a	146	Optional LED di serie

Dati di collaudo • Test details • Détails d'essai • Prüfungsergebnisse • Datos de ensayo • MAX = (30°C - % U.R. 55)


 Prezzi vedi LISTINO a pagina 15  
 See PRICE LIST on page 15

SALOON 505 G



SALOON 505 R




SALOON 505 Q



		°C	mm. (LxPxH)	Lt.	DI SERIE	Watt	% U.R.	DEFROST				Kg.		
Saloon 505 R		+4/+10	700x730x1850	500	n° 6 Ø mm. 535	800	75		230v/1/50Hz		R404a	177	Optional	LED di serie
Saloon 505 G		+4/+10	700x730x1850	500	n° 5 mm. 560x555	700	75		230v/1/50Hz		R404a	167	Optional	LED di serie
Saloon 505 Q		+4/+10	700x730x1850	500	n° 5 mm. 560x555	700	75		230v/1/50Hz		R404a	178	Optional	LED di serie

Dati di collaudo • Test details • Détails d'essai • Prüfungsergebnisse • Datos de ensayo • MAX = (30°C - % U.R. 55)

Prezzi vedi LISTINO a pagina 15  
See PRICE LIST on page 15



SALOON 700 Q



SALOON 700 G




SALOON 700 RG



	°C	mm. (LxPxH)	Lt.	DI SERIE	Watt	% U.R.	DEFROST			Kg.			
Saloon 700 RG	+4/+10	1142x660x1850	700	n° 6 Ø mm. 430 n° 5 mm. 470x470	950	75	AUTA	230v/1/50Hz	R134a	226	Optional	LED di serie	
Saloon 700 G	+4/+10	1142x660x1850	700	n° 10 mm. 470x470	850	75	AUTA	230v/1/50Hz	R134a	217	Optional	LED di serie	
Saloon 700 Q	+4/+10	1142x660x1850	700	n° 10 mm. 470x470	850	75	AUTA	230v/1/50Hz	R134a	232	Optional	LED di serie	

Dati di collaudo • Test details • Détails d'essai • Prüfungsergebnisse • Datos de ensayo • MAX = (30°C - % U.R. 55)

Prezzi vedi LISTINO a pagina 15  
See PRICE LIST on page 15



SALOON 1010 RG





SALOON 1010 G



		°C	mm. (LxPxH)	Lt.	<b>DI SERIE</b>	Watt	% U.R.					Kg.	
Saloon 1010 G		+4/+10	1350x730x1810	1000	n° 10 mm. 560x555	850	75		230v/1/50Hz		R134a	247	Optional LED di serie
Saloon 1010 RG		+4/+10	1350x730x1810	1000	n° 6 Ø mm. 535 n° 5 mm. 560x555	950	75		230v/1/50Hz		R134a	254	Optional LED di serie

Dati di collaudo • Test details • Détails d'essai • Prüfungsergebnisse • Datos de ensayo • MAX = (30°C - % U.R. 55)

Prezzi vedi LISTINO a pagina 15-16  
See PRICE LIST on page 15-16





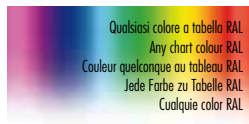
Cod. 04



Cod. 05

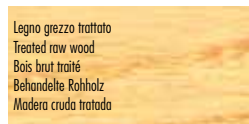
Legno grezzo non trattato (da verniciare)  
Untreated raw wood (to be painted)  
Bois brut non traité (à être peint)  
Unbehandeltes Rohholz (aus Lack)  
Madera cruda no tratada (Para ser pintada)

Cod. 07



RAL

Qualsiasi colore a tabella RAL  
Any chart colour RAL  
Couleur quelconque au tableau RAL  
Jede Farbe zu Tabelle RAL  
Cualquier color RAL



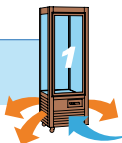
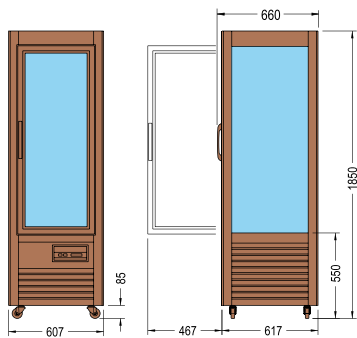
Cod. 70

Legno grezzo trattato  
Treated raw wood  
Bois brut traité  
Behandelte Rohholz  
Madera cruda tratada


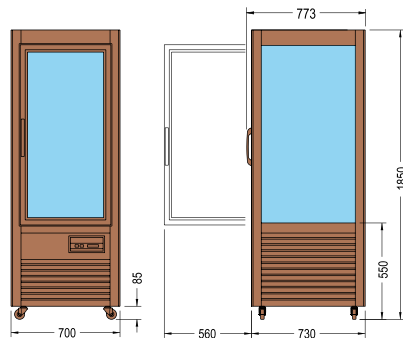
Di serie / Standard / Standards / Standardfarben / Estándard

Optional / Optional / Optionnel / Extra / Extras


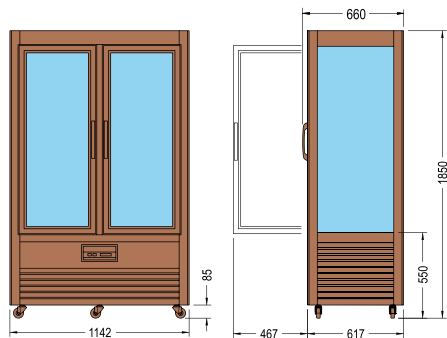
**SALOON 350 R•G•Q**




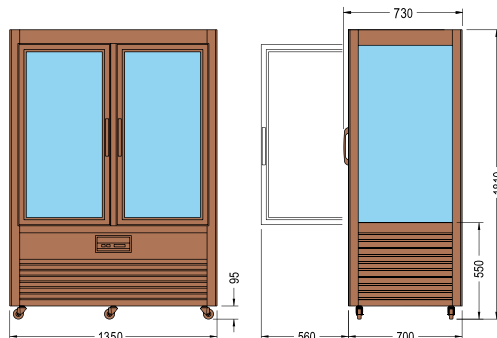
**SALOON 505 R•G•Q**



**SALOON 700 Q•G•RG**



**SALOON 1010 G•RG**



SNELLÈ - MAXIVISION - MEGAVISION

**COLORI** / Colors / Couleurs / Farben / Colores:



Di serie / Standard / Standards / Standardfarben / Estándard



Optional / Optional / Optionnel / Extra / Extras



Cod. 01




Cod. 02

**LINEE SPECIALI** / Special lines / Lignes spéciales / Spezielle serien / Líneas especiales



**COLORI RAL**

RAL colors / Couleurs RAL / RAL-farben / Colores RAL



Cod. 17  
Bianco RAL 9010

Cod. 13  
Nero RAL 9005

Cod. 22  
Rosso RAL 3001

Cod. 37  
Verde RAL 6024

Cod. 38  
Azzurro RAL 5015

Cod. 19  
Giallo RAL 1023



**PRINTATURA COLORI LEGNO**

Decoration wood colors / Décoration couleurs bois  
Dekor holz farben / Decoración colores de madera



Cod. 04

Cod. 05

Altri colori a richiesta. Other colours at request. Autres couleurs selon demande. Andere farben zum auf Wunsch. Otros colores según pedido.

SNELLÈ 350 Ø - ARGENTO

SNELLÈ 350 Ø CIOCCOLATO - ARGENTO

**Climatizzata**

Colore di serie: bronzo / Standard colour: bronze /  
Couleur standards: bronze / Standardfarbe: Bronze /  
Color estándar: bronce



SNELLÈ 350 R

SNELLÈ 350 R CIOCCOLATO

**Climatizzata**

SNELLÈ 350 G



No Frost



SNELLÈ 350 RBT/BIS

°C +5/-18



Sbrinamento con gas caldo / Defrosting with hot gas / Dégivrage a gaz chaud / Abtaugung mit heissem gas / Descongelamiento con gas caliente

No Frost



SNELLÈ 350 BTV/BIS

°C +5/-18



Sbrinamento con gas caldo / Defrosting with hot gas / Dégivrage a gaz chaud / Abtaugung mit heissem gas / Descongelamiento con gas caliente

No Frost



		°C	mm. (LxPxH)	Lt.	DI SERIE	Watt	% U.R.	DEFROST	H <sub>2</sub> O			Kg.			
Snellè 350 R		+4/+10	595x658x1810	350	n° 6 Ø mm. 430	650	75		AUT	230v/1/50Hz		R404a	146	Optional	LED di serie
Snellè 350 R Cioccolato		+14/+16	595x658x1810	350	n° 6 Ø mm. 430	650	40/44		AUT	230v/1/50Hz		R404a	146	Optional	LED di serie
Snellè 350 G		+4/+10	595x658x1810	350	n° 5 mm. 450x450	600	75		AUT	230v/1/50Hz		R404a	139	Optional	LED di serie
Snellè 350 Q		+4/+10	595x658x1810	350	n° 5 mm. 450x450	600	75		AUT	230v/1/50Hz		R404a	143	Optional	LED di serie
Snellè 350 Q Cioccolato		+14/+16	595x658x1810	350	n° 5 mm. 450x450	600	40/44		AUT	230v/1/50Hz		R404a	143	Optional	LED di serie
Snellè 350 RBT/bis		+5/-18	595x658x1810	350	n° 6 Ø mm. 430	640	70/40		AUT	230v/1/50Hz		R404a	153	Optional	LED di serie
Snellè 350 BTV/bis		+5/-18	595x658x1810	350	n° 5 mm. 450x450	620	70/40		AUT	230v/1/50Hz		R404a	145	Optional	LED di serie

Dati di collaudo • Test details • Détails d'essai • Prüfungsergebnisse • Datos de ensayo • MAX = (30°C - % U.R. 55)

Prezzi vedi LISTINO a pagina 17  
See PRICE LIST on page 17



SNELLÈ 400 GS


 SNELLÈ 400 BTV <sup>NEW</sup>  
 SNELLÈ 400 BTV/BIS



SNELLÈ 400 BTV/BIS

 Sistema NO-FROST / NO-FROST system  
 %U.R. 70 (+5 °C) - %U.R. 40 (-18 °C)


SNELLÈ 400 GBT


 Colori standard  
 Standard colors

 Colori optional  
 Optional colors

 Optional printatura colori legno  
 Optional decoration wood colors

 Colore di serie: bronzo / Standard colour: bronze / Couleur standards: bronze /  
 Standardfarbe: Bronze / Color estándar: bronce

		°C	mm. (LxPxH)	Lt.	DI SERIE	Watt	% U.R.	DEFROST	H <sub>2</sub> O			Kg.			
		-5/-18	595x658x1810	400	n° 6 mm. 470x470	700	40		AUT	230v/1/50Hz		R404a	148	Optional	LED di serie
<sup>NEW</sup>		-10/-21	595x670x1810	400	n° 5 mm. 420x450	704	40		AUT	230v/1/50Hz		R404a	163	Optional	LED di serie
		+5/-18	595x658x1810	400	n° 5 mm. 420x450	1057	70/40		AUT	230v/1/50Hz		R404a	132	Optional	LED di serie
		+4/+10	595x658x1810	400	n° 5 mm. 420x450	520	60		AUT	230v/1/50Hz		R404a	137	Optional	LED di serie

Dati di collaudo • Test details • Détails d'essai • Prüfungsergebnisse • Datos de ensayo • MAX = (30°C - % U.R. 55)

 Prezzi vedi LISTINO a pagina 18  
 See PRICE LIST on page 18

SNELLÈ 505 GBT



SNELLÈ 505 Q



SNELLÈ 505 G



SNELLÈ 505 R



Colore di serie: bronzo / Standard colour: bronze / Couleur standards: bronze / Standardfarbe: Bronze / Color estándar: bronze

	°C	mm. (LxPxH)	Lt.	DI SERIE	Watt	% U.R.	DEFROST	H <sub>2</sub> O				Kg.		
Snellè 505 R	+4/+10	700x770x1810	500	n° 6 Ø mm. 535	760	75		AUT	230v/1/50Hz		R404a	177	Optional	LED di serie
Snellè 505 G	+4/+10	700x770x1810	500	n° 5 mm. 560x555	660	75		AUT	230v/1/50Hz		R404a	168	Optional	LED di serie
Snellè 505 Q	+4/+10	700x770x1810	500	n° 5 mm. 560x555	660	75		AUT	230v/1/50Hz		R404a	179	Optional	LED di serie
Snellè 505 Q Cioccolato	+14/+16	700x770x1810	500	n° 5 mm. 560x555	660	40/44		AUT	230v/1/50Hz		R404a	179	Optional	LED di serie
Snellè 505 GBT	-5/-18	700x770x1810	500	n° 5 mm. 560x560	760	40		AUT	230v/1/50Hz		R404a	171	Optional	LED di serie
Snellè 505 RBTV/BIS	+5/-18	700x770x1810	500	n° 6 Ø mm. 535	710	70/40		AUT	230v/1/50Hz		R404a	193	Optional	LED di serie
Snellè 505 GBTV/BIS	+5/-18	700x770x1810	500	n° 5 mm. 555x495	710	70/40		AUT	230v/1/50Hz		R404a	181	Optional	LED di serie
Snellè 505 QBTV/BIS	+5/-18	700x770x1810	500	n° 5 mm. 555x500	710	70/40		AUT	230v/1/50Hz		R404a	195	Optional	LED di serie

Dati di collaudo • Test details • Détails d'essai • Prüfungsergebnisse • Datos de ensayo • MAX = (30°C - % U.R. 55)

Prezzi vedi LISTINO a pagina 18-19  
See PRICE LIST on page 18-19



SNELLÈ 550 BTV



SNELLÈ 550 GBT



SNELLÈ 550 GS



Centralina elettronica  
*Electronic control panel*



Leds di serie  
*LEDs standard*



Ruote girevoli cromate inox  
*Chrome stainless steel wheels*

Colori standard <i>Standard colors</i>		Colori optional <i>Optional colors</i>			Optional printatura colori legno <i>Optional decoration wood colors</i>	
COD. 02	COD. 01	COD. 53	COD. 54	RAL	COD. 04	COD. 05

	°C	mm. (LxPxH)	Lt.	<b>DI SERIE</b>	Watt	% U.R.	DEFROST	H <sub>2</sub> O			Kg.			
Snellè 550 GS	+4/+10	700x770x1810	550	n° 5 mm. 555x560	541	60		AUT	230v/1/50Hz		R404a	166	Optional	LED di serie
Snellè 550 GBT	-5/-18	700x770x1810	550	n° 6 mm. 550x560	850	40		AUT	230v/1/50Hz		R404a	175	Optional	LED di serie
<b>NEW</b> Snellè 550 BTV	-10/-21	700x770x1810	550	n° 5 mm. 555x560	871	40		AUT	230v/1/50Hz		R404a	189	Optional	LED di serie

Dati di collaudo • Test details • Détails d'essai • Prüfungsergebnisse • Datos de ensayo • MAX = (30°C - % U.R. 55)

Prezzi vedi LISTINO a pagina 19-20  
See PRICE LIST on page 19-20



SNELLÈ 630



Leds di serie  
LEDs standard



Centralina elettronica  
touch screen con comandi  
incorporati  
Electronic touch screen  
control unit with built-in  
commands



Ø mm. 560  
n° 5 ripiani rotanti in vetro  
No. 5 rotating glass shelves

SNELLÈ 630 RBT/BIS




Sistema NO-FROST  
NO-FROST system  
%U.R. 70 (+5 °C)  
%U.R. 40 (-18 °C)

Colori standard  
Standard colors

Colori optional  
Optional colors

Optional printatura colori legno  
Optional decoration wood colors



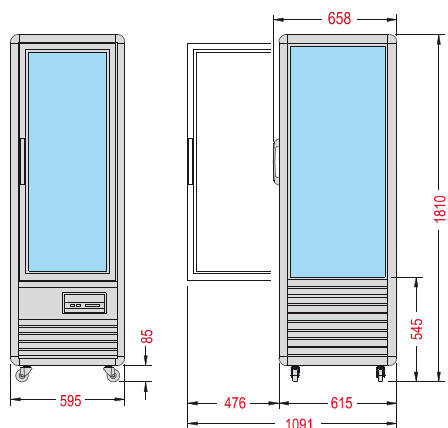
		°C	mm. (LxPxH)	Lt.	<b>DI SERIE</b>	Watt	% U.R.	DEFROST	H <sub>2</sub> O				Kg.		
Snellè 630 R		+4/+10	912x815x1820	570	n° 5 Ø mm. 560	700	75		AUT	230v/1/50Hz		R404a	180	Optional	LED di serie
Snellè 630 RBT-Bis		+5/-18	912x815x1820	570	n° 5 Ø mm. 560	700	70/40		AUT	230v/1/50Hz		R404a	190	Optional	LED di serie

Dati di collaudo • Test details • Détails d'essai • Prüfungsergebnisse • Datos de ensayo • MAX = (25°C - % U.R. 60)

Prezzi vedi LISTINO a pagina 20  
See PRICE LIST on page 20



**SNELLE' 350 R•Q•G**

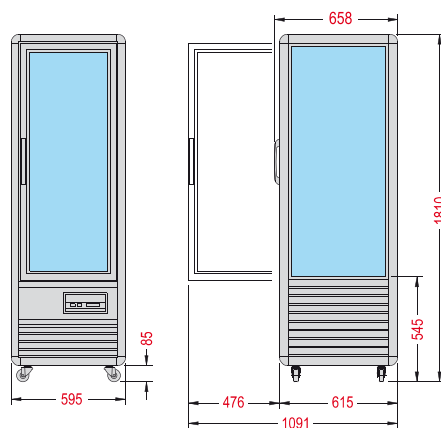


R Q G



**SNELLE' 350 R•Q Cioccolato**

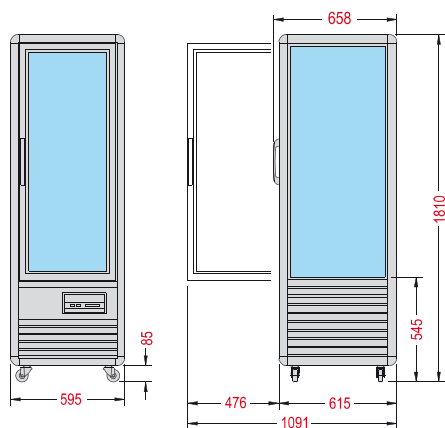
**Glimatizzate** +14/+16°C



R Q



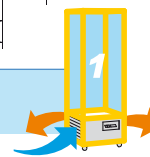
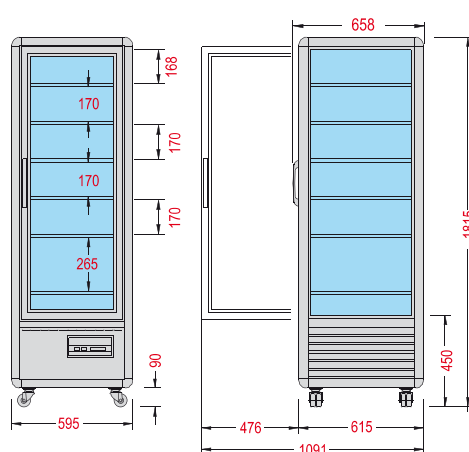
**SNELLE' 350 RBT/Bis • BTV/Bis**



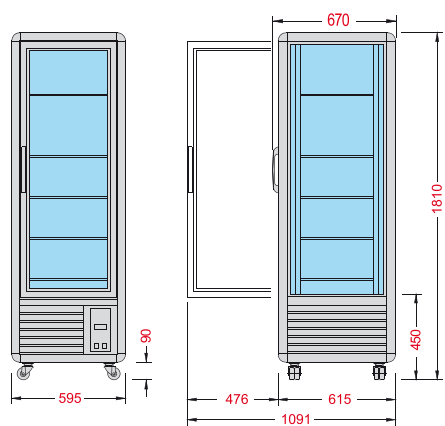
RBT/Bis BTV/Bis



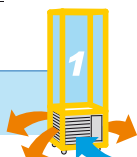
**SNELLE' 400 GBT**



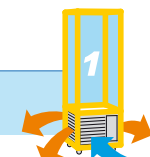
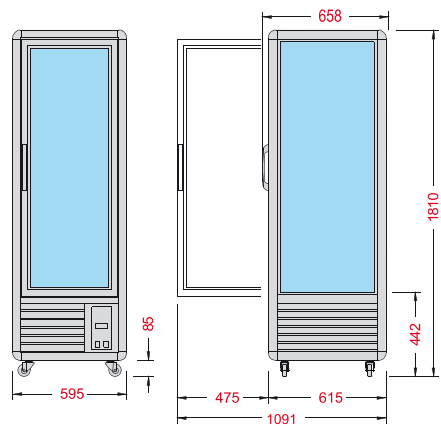
**SNELLE 400 BTV/Bis • BTV**



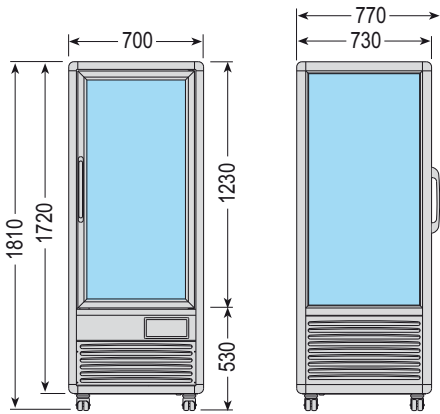
BTV/Bis BTV



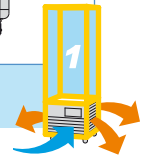
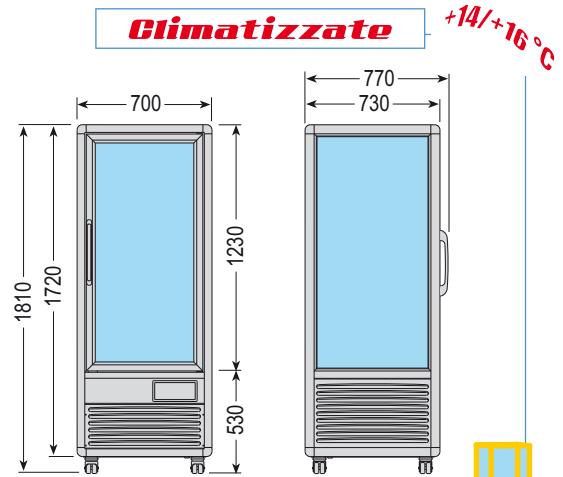
**SNELLE' 400 GS**



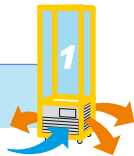
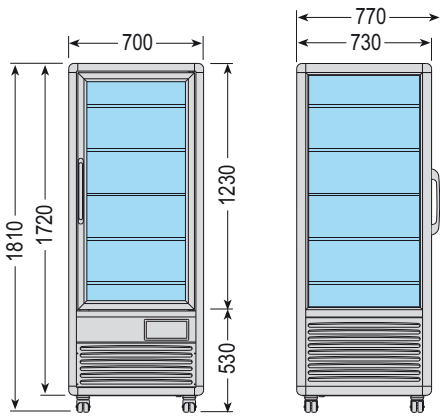
SNELLÈ 505 R•G•Q



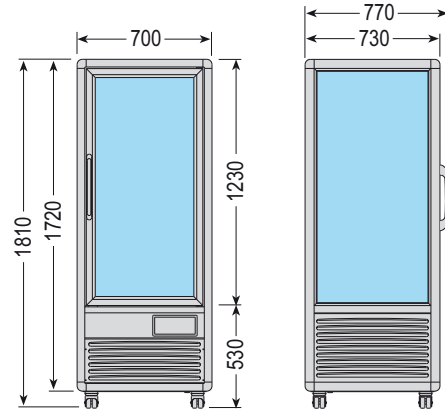
SNELLÈ 505 Q Cioccolato



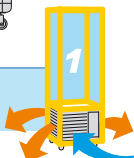
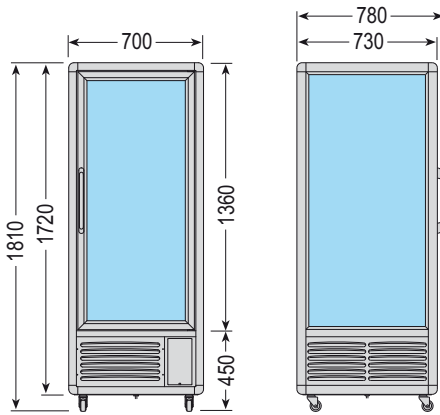
SNELLÈ 505 GBT



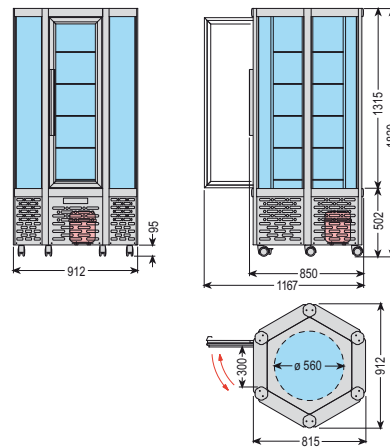
SNELLÈ 505 RBTV•GBTV•QBT



SNELLÈ 550 GS • GBT • BT



SNELLÈ 630 R • SNELLÈ 630 RBT/Bis



SNELLÈ 700 G-G



		°C	mm. (LxPxH)	Lt.	DI SERIE	Watt	% U.R.	DEFROST	H <sub>2</sub> O			Kg.		LED di serie	
Snellè 700 G-G	 	+4/+10 +4/+10	1150x660x1810	350+350 Tot. 700	n° 10 mm. 450x420	930	75		AUT	230v/1/50Hz	 	R134a	231	Optional	LED di serie

Dati di collaudo • Test details • Détails d'essai • Prüfungsergebnisse • Datos de ensayo • MAX = (30°C - % U.R. 55)


 Prezzi vedi LISTINO a pagina 20  
 See PRICE LIST on page 20

SNELLÈ 700 R



	°C	mm. (LxPxH)	Lt.	DI SERIE	Watt	% U.R.	BEFROST	H <sub>2</sub> O				Kg.			
Snellè 700 R	+4/+10	1150x660x1810	700	n° 12 Ø mm. 430	1050	75		AUT	230v/1/50Hz		R134a	231	Optional	LED di serie	
Snellè 700 G	+4/+10	1150x660x1810	700	n° 10 mm. 470x470	850	75		AUT	230v/1/50Hz		R134a	211	Optional	LED di serie	
Snellè 700 Q	+4/+10	1150x660x1810	700	n° 10 mm. 470x470	850	75		AUT	230v/1/50Hz		R134a	239	Optional	LED di serie	
Snellè 700 RG	+4/+10	1150x660x1810	700	n° 6 Ø mm. 430 n. 5 mm. 470x470	950	75		AUT	230v/1/50Hz		R134a	221	Optional	LED di serie	

Dati di collaudo • Test details • Détails d'essai • Prüfungsergebnisse • Datos de ensayo • MAX = (30°C - % U.R. 55)

Prezzi vedi LISTINO a pagina 20-21  
See PRICE LIST on page 20-21



SNELLÈ 700 G



SNELLÈ 700 Q



SNELLÈ 700 RG



Colori standard  
Standard colors



COD. 02

COD. 01

Colori optional  
Optional colors



COD. 53

COD. 54

RAL

Optional printatura colori legno  
Optional decoration wood colors



COD. 04

COD. 05



SNELLÈ 700 RBT/BIS

°C +5/-18



SNELLÈ 700 RBT/BIS  
SNELLÈ 700 BTV/BIS



Sistema NO-FROST  
NO-FROST system

%U.R. 70 (+5 °C)  
%U.R. 40 (-18 °C)



Sbrinamento con gas caldo / Defrosting with hot gas / Dégivrage a gaz chaud / Abtaug mit heissem gas / Descongelamiento con gas caliente



Rotating Power

SNELLÈ 700 BTV/BIS

°C +5/-18



Colore di serie: bronzo / Standard colour: bronze / Couleur standards: bronze / Standardfarbe: Bronze / Color estándar: bronce

		°C	mm. (LxPxH)	Lt.	DI SERIE	Watt	% U.R.	DEFROST	H <sub>2</sub> O			Kg.		
Snellè 700 RBT/bis		+5/-18	1150x660x1810	700	n° 12 mm. 430	1090	70/40		AUT	230v/1/50Hz		R404a	269	Optional LED di serie
Snellè 700 BTV/bis		+5/-18	1150x660x1810	700	n° 10 mm. 450x470	1080	70/40		AUT	230v/1/50Hz		R404a	305	Optional LED di serie

Dati di collaudo • Test details • Détails d'essai • Prüfungsergebnisse • Datos de ensayo • MAX = (30°C - % U.R. 55)

Prezzi vedi LISTINO a pagina 21  
See PRICE LIST on page 21



SNELLÈ 750 GBT

°C -5/-18





SNELLÈ 750 GBT-R

GBT

R



SNELLÈ 750 GBT-G

GBT

G



Colori standard  
Standard colors

Colori optional  
Optional colors

Optional printatura colori legno  
Optional decoration wood colors



COD. 02 COD. 01

COD. 53 COD. 54 RAL

COD. 04 COD. 05

		°C	mm. (LxPxH)	Lt.	DI SERIE	Watt	% U.R.	DEFROST	H <sub>2</sub> O			Kg.		
Snellè 750 GBT		-5/-18 -5/-18	1145x658x1810	375+375 Tot. 750	n° 6 +6 mm. 470x470	1270	40		AUT	230v/1/50Hz		R404a	269	Optional LED di serie
Snellè 750 GBT-R (tot)		-	1145x658x1810	750	n° 13	1270	-			230v/1/50Hz		-	275	Optional LED di serie
GBT		-5/-18		375	n° 6 mm. 455x460	-	40		AUT	-		R404a	-	
R		+4/+10		375	n° 7 Ø mm. 430	-	75		AUT	-		R404a	-	
Snellè 750 GBT-G (tot)		-	1145x658x1810	750	n° 12	1270	-			230v/1/50Hz		-	266	Optional LED di serie
GBT		-5/-18		375	n° 6 mm. 455x460	-	40		AUT	-		R404a	-	
G		+4/+10		375	n° 6 mm. 450x420	-	75		AUT	-		R404a	-	

Dati di collaudo • Test details • Détails d'essai • Prüfungsergebnisse • Datos de ensayo • MAX = (30°C - % U.R. 55)

Prezzi vedi LISTINO a pagina 21  
See PRICE LIST on page 21



SNELLÈ 750 GBT-VU

°C -5/-18



SNELLÈ 750 BTV/BIS

°C +5/-18



Colori standard Standard colors	Colori optional Optional colors	Optional printatura colori legno Optional decoration wood colors
COD. 02	COD. 01	COD. 03
COD. 04	COD. 05	COD. 06
COD. 07	COD. 08	COD. 09
COD. 10	COD. 11	COD. 12
COD. 13	COD. 14	COD. 15
COD. 16	COD. 17	COD. 18
COD. 19	COD. 20	COD. 21
COD. 22	COD. 23	COD. 24
COD. 25	COD. 26	COD. 27
COD. 28	COD. 29	COD. 30
COD. 31	COD. 32	COD. 33
COD. 34	COD. 35	COD. 36
COD. 37	COD. 38	COD. 39
COD. 40	COD. 41	COD. 42
COD. 43	COD. 44	COD. 45
COD. 46	COD. 47	COD. 48
COD. 49	COD. 50	COD. 51
COD. 52	COD. 53	COD. 54
COD. 55	COD. 56	COD. 57
COD. 58	COD. 59	COD. 60
COD. 61	COD. 62	COD. 63
COD. 64	COD. 65	COD. 66
COD. 67	COD. 68	COD. 69
COD. 70	COD. 71	COD. 72
COD. 73	COD. 74	COD. 75
COD. 76	COD. 77	COD. 78
COD. 79	COD. 80	COD. 81
COD. 82	COD. 83	COD. 84
COD. 85	COD. 86	COD. 87
COD. 88	COD. 89	COD. 90
COD. 91	COD. 92	COD. 93
COD. 94	COD. 95	COD. 96
COD. 97	COD. 98	COD. 99
COD. 100	COD. 101	COD. 102

SNELLÈ 750 BTV/BIS

Sistema NO-FROST  
NO-FROST system  
%U.R. 70 (+5 °C)  
%U.R. 40 (-18 °C)

Rotating Power

	°C	mm. (LxPxH)	Li.	DI SERIE	Watt	% U.R.	DEFROST	H <sub>2</sub> O				Kg.		
Snellè 750 GBT-VU	-5/-18	1145x658x1810	750	n° 6 mm. 1000x470	1270	40		AUT	230v/1/50Hz		R404a	239	Optional	LED di serie
Snellè 750 BTV-Bis	+5/-18	1145x658x1810	750	n° 12 mm. 450x470	1310	40/70		AUT	230v/1/50Hz		R404a	233	Optional	LED di serie

Dati di collaudo • Test details • Détails d'essai • Prüfungsergebnisse • Datos de ensayo • MAX = (30°C - % U.R. 55)

Prezzi vedi LISTINO a pagina 21-22  
See PRICE LIST on page 21-22

SNELLÈ 800 GS



		°C	mm. (LxPxH)	Li.	DI SERIE	Watt	% U.R.	REFROST	H <sub>2</sub> O			Kg.			
Snellè 800 GS		+4/+10	1140x686x1810	760 (380+380)	n° 10 mm. 470x470	662	60		AUT	230v/1/50Hz		R134a	217	Optional	LED di serie
Snellè 1100 GS		+4/+10	1345x770x1810	1100 (550+550)	n° 10 mm. 555x580	602	60		AUT	230v/1/50Hz		R134a	261	Optional	LED di serie

Dati di collaudo • Test details • Détails d'essai • Prüfungsergebnisse • Datos de ensayo • MAX = (30°C - % U.R. 55)

Prezzi vedi LISTINO a pagina 22  
See PRICE LIST on page 22



## SNELLÈ 1010 G



Colori standard Standard colors		Colori optional Optional colors			Optional printatura colori legno Optional decotation wood colors	
COD. 02	COD. 01	COD. 53	COD. 54	RAL	COD. 04	COD. 05

						% U.R. icon"/>								
	°C	mm. (LxPxH)	Lt.	<b>DI SERIE</b>	Watt	% U.R.	DEFROST	H <sub>2</sub> O			Kg.			
Snellè 1010 G	+4/+10	1350x770x1810	1000	n° 10 mm. 560x555	800	75		AUT	230v/1/50Hz		R134a	256	Optional	LED di serie
Snellè 1010 Q	+4/+10	1350x770x1810	1000	n° 10 mm. 560x555	800	75		AUT	230v/1/50Hz		R134a	276	Optional	LED di serie
Snellè 1010 RG	+4/+10	1350x770x1810	1000	n° 5 mm. 560x555 n° 6 Ø 535	900	75		AUT	230v/1/50Hz		R134a	266	Optional	LED di serie
Snellè 1010 GBT	-5/-18	1350x770x1810	1000	n° 10 mm. 560x560	1630	40		AUT	230v/1/50Hz		R404a	291	Optional	LED di serie
Snellè 1010 GBT-G		1350x770x1810	1000		1550				230v/1/50Hz			293	Optional	LED di serie
GBT	-5/-18			n° 5 mm. 560x560		40		AUT			R404a			
G	+4/+10			n° 5 mm. 560x555		75		AUT			R404a			

Dati di collaudo • Test details • Détails d'essai • Prüfungsergebnisse • Datos de ensayo • MAX = (30°C - % U.R. 55)


Prezzi vedi LISTINO a pagina 22-23  
See PRICE LIST on page 22-23

## SNELLÈ 1200 GBT / GBT-VU

Colori standard  
Standard colors



Colori optional  
Optional colors



Optional printatura colori legno  
Optional decoration wood colors



Vani regolabili singolarmente tramite doppia centralina elettronica  
Rooms individually adjustable through double electronic cabinet

	°C	mm. (LxPxH)	Lt.	<b>DI SERIE</b>	Watt	% U.R.	DEFROST	H <sub>2</sub> O			Kg.		
Snellè 1200 GBT / GBT-VU		1695x655x1810	1200 Tot		1820				230v/1/50Hz		400	Optional	LED di serie
GBT	-5/-18		400	n° 6 mm. 470x470		40		AUT			R404a		
GBT-VU	-5/-18		800	n° 6 mm. 1000x470		40		AUT			R404a		
Snellè 1200 GBT / G		1695x655x1810	1200 Tot		1430				230v/1/50Hz		320	Optional	LED di serie
GBT	-5/-18		400	n° 6 mm. 470x470		40		AUT			R404a		
G	+4/+10		800	n° 10 mm. 470x470		75		AUT			R134a		
Snellè 1200 GS / GBT-VU		1695x655x1810	1200 Tot		1890				230v/1/50Hz		390	Optional	LED di serie
GS	+4/+10		400	n° 5 mm. 420x450		40		AUT			R404a		
GBT-VU	-5/-18		800	n° 6 mm. 1000x470		40		AUT			R404a		

Dati di collaudo • Test details • Détails d'essai • Prüfungsergebnisse • Datos de ensayo • MAX = (30°C - % U.R. 55)

Prezzi vedi LISTINO a pagina 23  
See PRICE LIST on page 23



SNELLÈ 1515 G



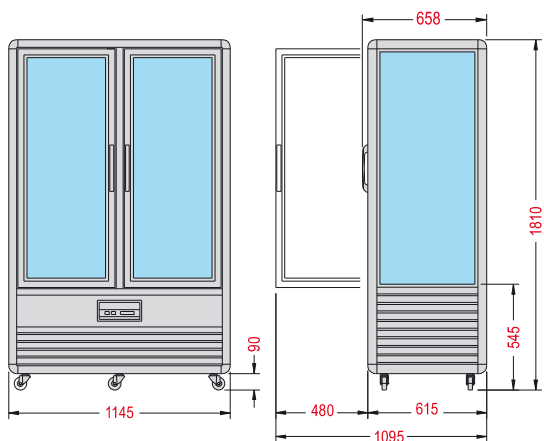
Colori standard Standard colors		Colori optional Optional colors			Optional printatura colori legno Optional decoration wood colors	
COD. 02	COD. 01	COD. 53	COD. 54	RAL	COD. 04	COD. 05

		 °C	 mm. (LxPxH)	 Lt.	 <b>DI SERIE</b>	 Watt	 % U.R.	 DEFROST	 H <sub>2</sub> O				 Kg.		
Snellè 1515 G		+4/+10	2010x770x1810	1400	n° 15 mm. 560x555	1120	75		AUT	230v/1/50Hz		R134a	338	Optional	LED di serie
Snellè 1515 GBT-G			2010x770x1810	1400		2070				230v/1/50Hz			422	Optional	LED di serie
GBT		-5/-18			n° 5 mm. 560x560		40		AUT			R404a			
G		+4/+10			n° 10 mm. 560x555		75		AUT			R134a			
Snellè 1515 GBT / GBT-VU			2010x770x1810	1400		2120				230v/1/50Hz			423	Optional	LED di serie
GBT		-5/-18			n° 5 mm. 560x560		40		AUT			R404a			
GBT-VU		-5/-18			n° 10 mm. 560x560		40		AUT			R404a			

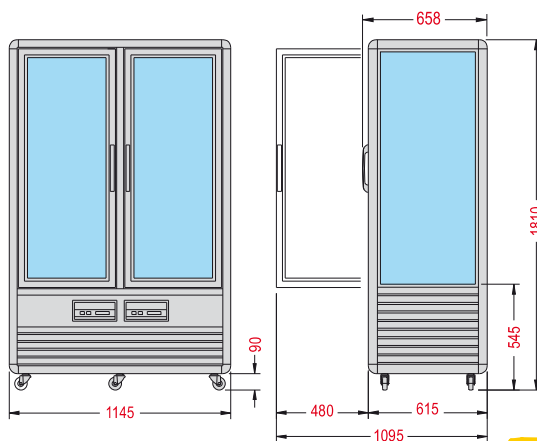
Dati di collaudo • Test details • Détails d'essai • Prüfungsergebnisse • Datos de ensayo • MAX = (30°C - % U.R. 55)


 Prezzi vedi LISTINO a pagina 23  
See PRICE LIST on page 23

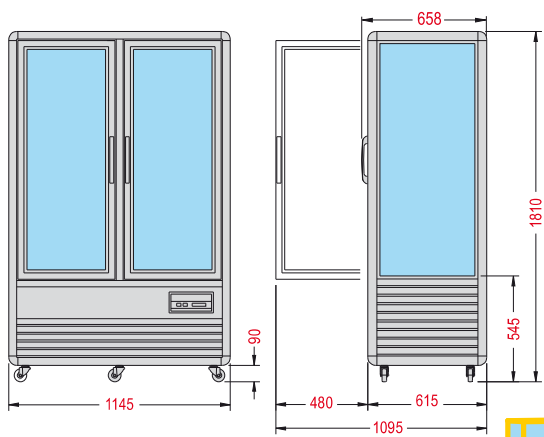
**SNELLE' 700 R•G•Q•RG**



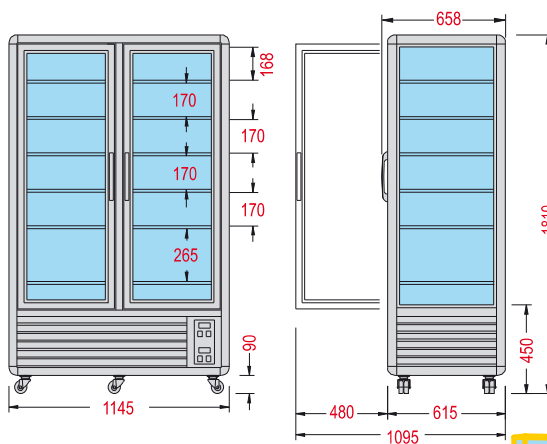
**SNELLE' 700 G-G**



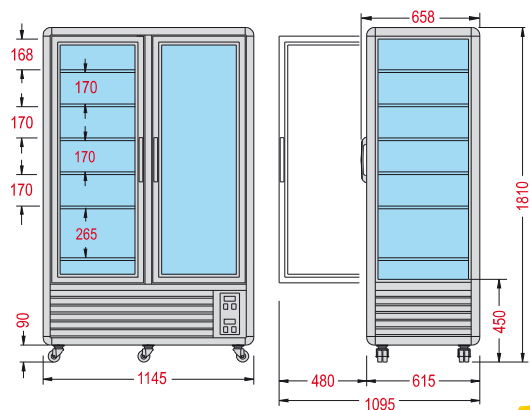
**SNELLE' 700 RBT/Bis • BTV/Bis**




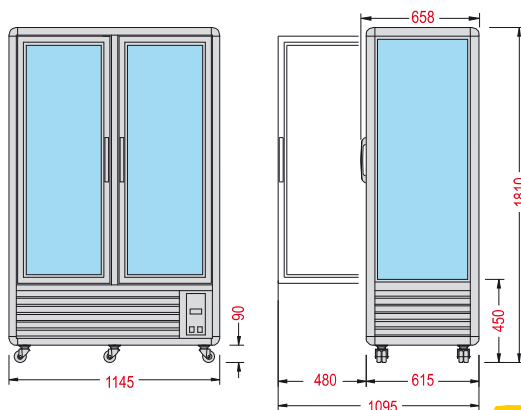
**SNELLE' 750 GBT**



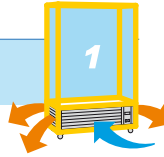
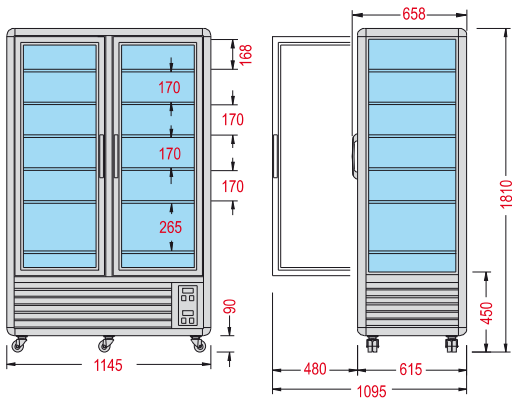
**SNELLE' 750 GBT-R • GBT-G**



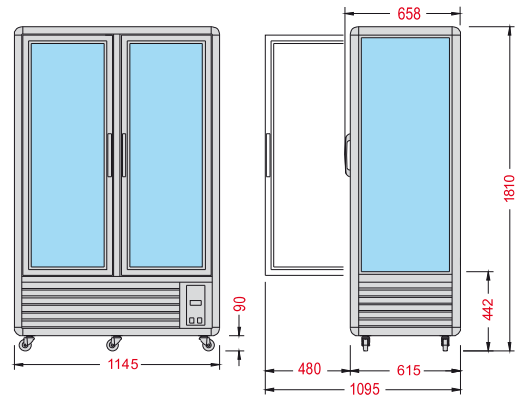
**SNELLE' 750 BTV/Bis**



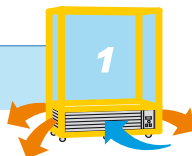
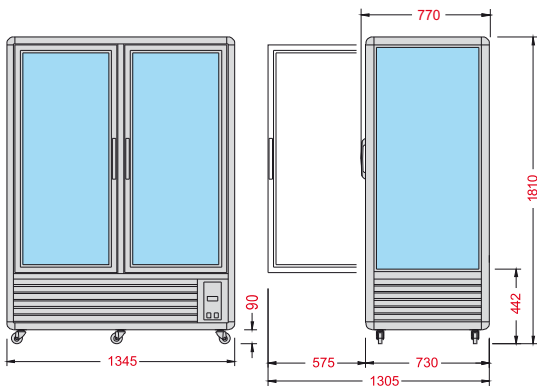
**SNELLE' 750 GBT-VU**



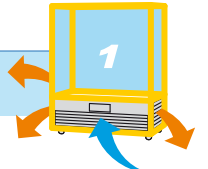
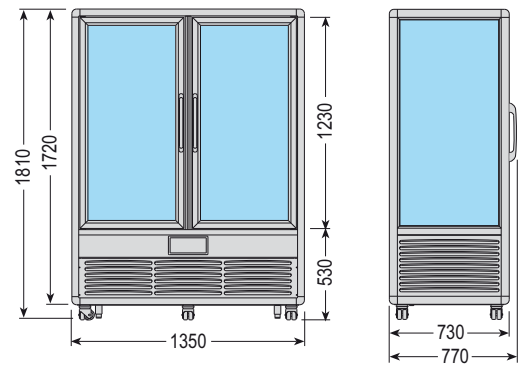
**SNELLE' 800 GS**



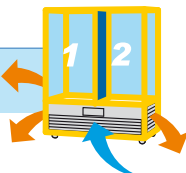
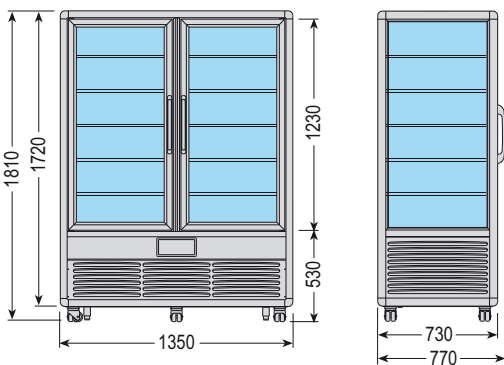
**SNELLE' 1100 GS**



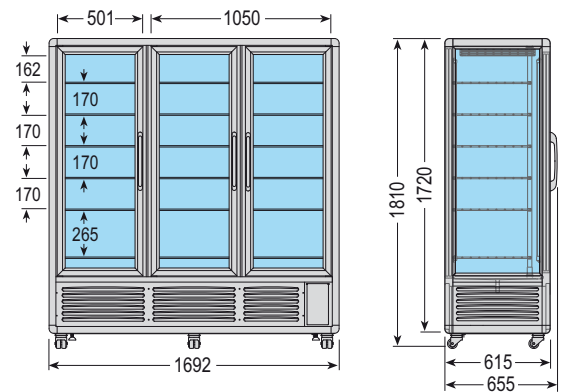
**SNELLE 1010 G•Q•RG**



**SNELLE 1010 GBT • GBT-G**



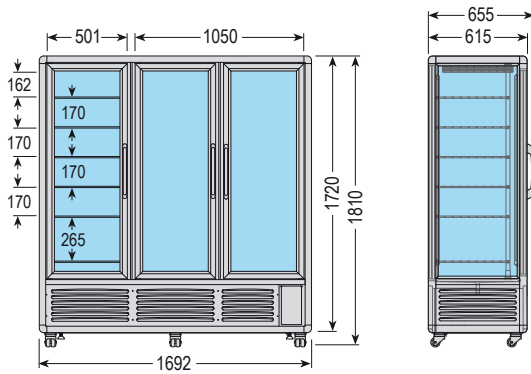
**SNELLE 1200 GBT/GBT-VU**



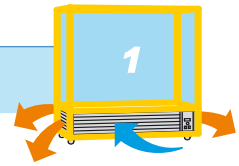
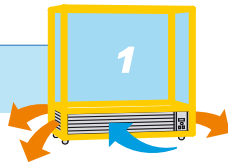
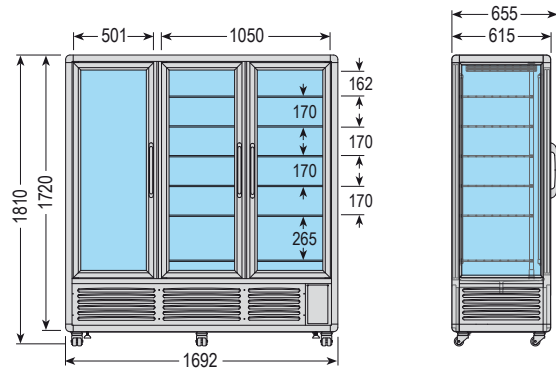




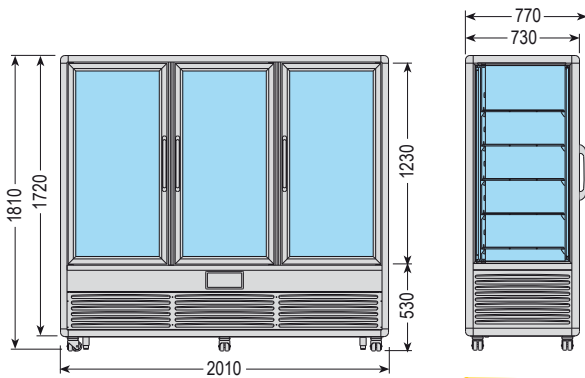
**SNELLE 1200 GBT/G**



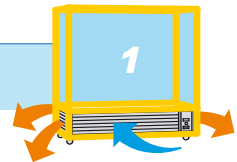
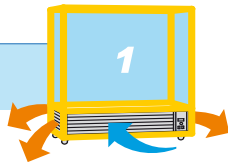
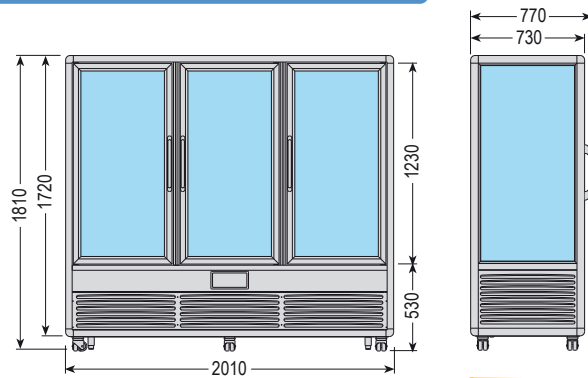
**SNELLE 1200 GS/GBT-VU**



**SNELLE 1515 G**



**SNELLE 1515 GBT-G  
SNELLE 1515 GBT-GBT-VU**



MAXIVISION 650 BTV ARGENTO **NEW**  
 MAXIVISION 650 BTV/BIS ARGENTO



MAXIVISION 650 GS



MAXIVISION 650 GBT ARGENTO **°C-5/-18**

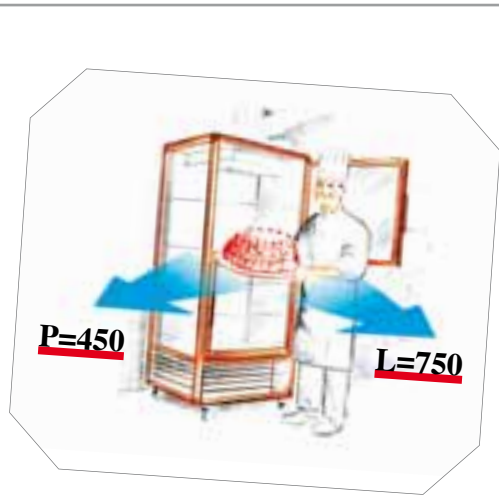


		°C	mm. (LxPxH)	Lt.	DI SERIE	Watt	% U.R.	DEFROST	H <sub>2</sub> O			Kg.			
Maxivision 650 GS		+3/+10	900x690x1900	650	n° 5 mm. 470x750	850	60		AUT	230v/1/50Hz		R404a	204	Optional	LED di serie
Maxivision 650 GBT		-5/-18	900x690x1900	650	n° 6 mm. 470x750	1100	40		AUT	230v/1/50Hz		R404a	223	Optional	LED di serie
<b>NEW</b> Maxivision 650 BTV		-10/-21	900x690x1900	650	n° 5 mm. 450x750	948	40		AUT	230v/1/50Hz		R404a	221	Optional	LED di serie
Maxivision 650 BTV/Bis		+5/-18	900x690x1900	650	n° 5 mm. 450x750	1111	70/40		AUT	230v/1/50Hz		R404a	225	Optional	LED di serie

Dati di collaudo • Test details • Détails d'essai • Prüfungsergebnisse • Datos de ensayo • MAX = (30°C - % U.R. 55)

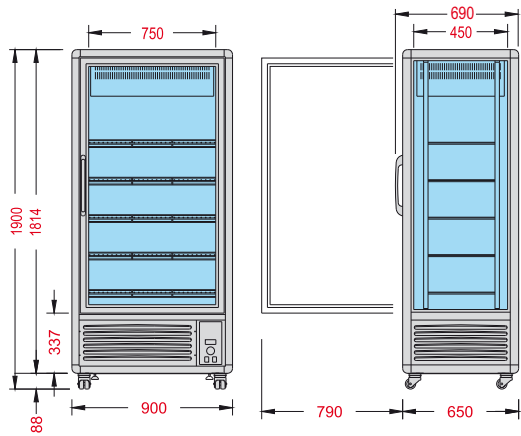


Prezzi vedi LISTINO a pagina 26  
 See PRICE LIST on page 26

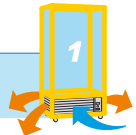
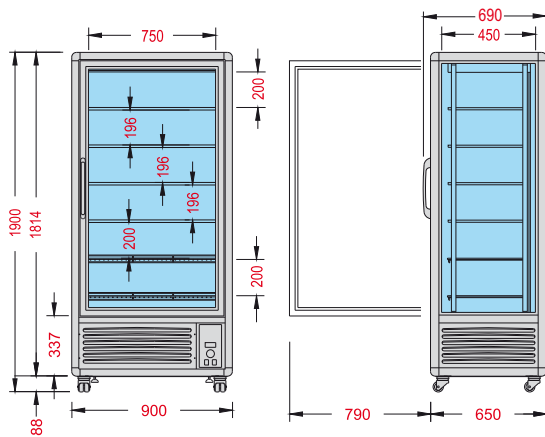


Leds di serie  
LEDs standard

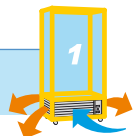
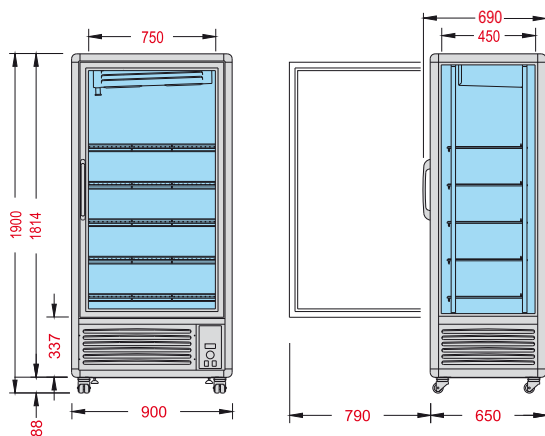
MAXIVISION 650 GS



MAXIVISION 650 GBT



MAXIVISION 650 BTV/Bis • BTV



°C +5/-18

MAXIVISION 650 BTV/BIS



Sistema NO-FROST  
NO-FROST system  
%UR. 70 (+5 °C)  
%UR. 40 (-18 °C)



Rotating Power

°C -10/-21

MAXIVISION 650 BTV


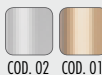


Sbrinatorio con gas caldo / Defrosting  
with hot gas / Dégivrage a gaz chaud /  
Abtauung mit heissem gas / Descongelamiento  
con gas caliente

Colori standard  
Standard colors

Colori optional  
Optional colors

Optional printatura colori legno  
Optional decoration wood colors



MEGAVISION 1050 GBT / BTV-BIS



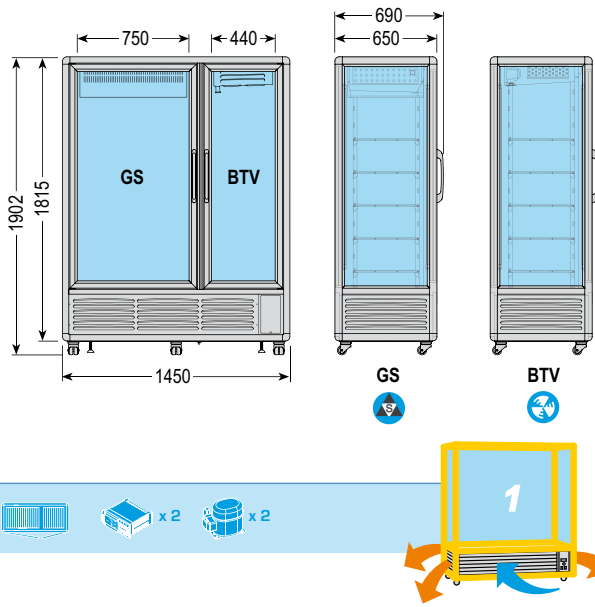
Leds di serie  
LEDs standard

Vani regolabili singolarmente  
tramite doppia centralina  
elettronica

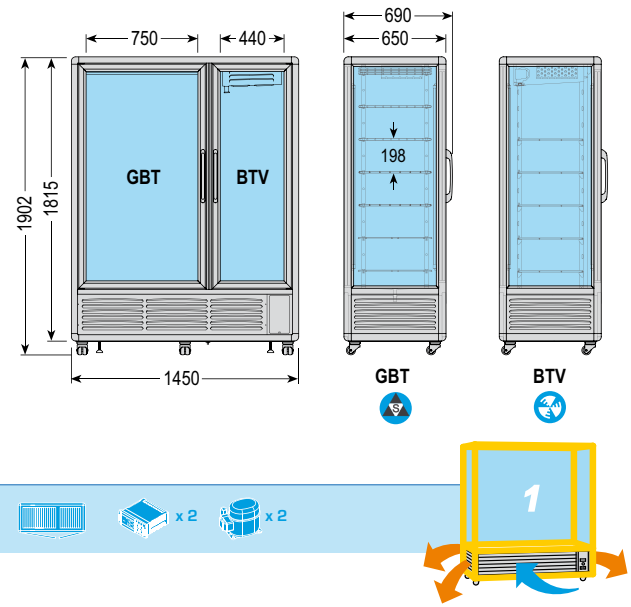
*Rooms individually adjustable  
through double electronic cabinet*



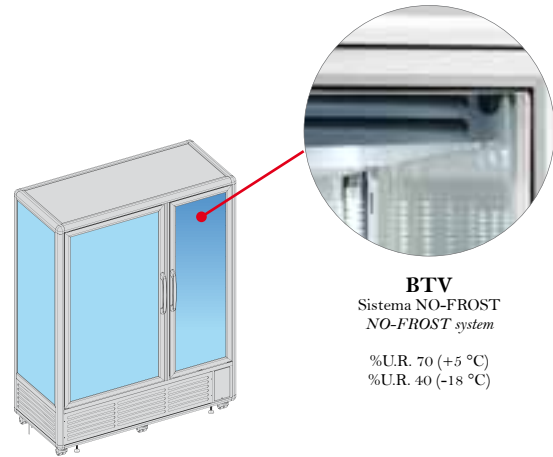
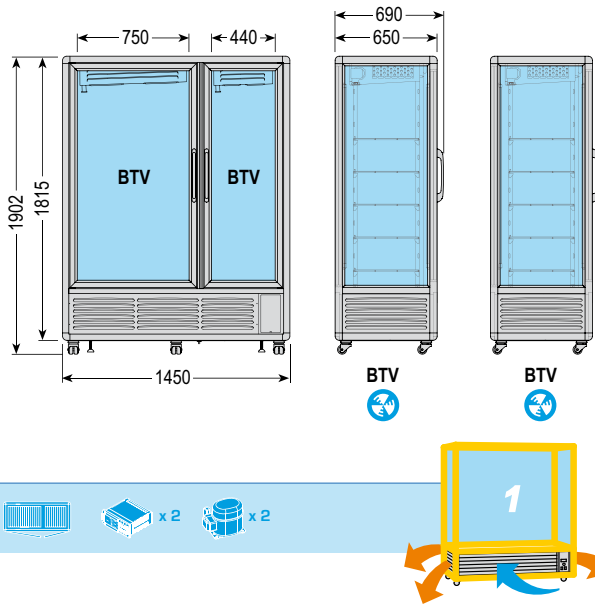
MEGAVISION 1050 GS-BTV-Bis



MEGAVISION 1050 GBT-BTV-Bis



MEGAVISION 1050 BTV-Bis



**BTV**  
Sistema NO-FROST  
NO-FROST system  
%U.R. 70 (+5 °C)  
%U.R. 40 (-18 °C)

<b>Colori standard</b> Standard colors	<b>Colori optional</b> Optional colors	<b>Optional printatura colori legno</b> Optional decoration wood colors
COD. 02 COD. 01 COD. 53 COD. 54 RAL	COD. 04 COD. 05	

	°C	mm. (LxPxH)	Lt.	<b>DI SERIE</b>	Watt	% U.R.	DEFROST	H <sub>2</sub> O				Kg.		
<b>Megavision 1050 GS / BTV-Bis</b>		1450x690x1910	1050 Tot		1610				230v/1/50Hz			356	Optional	LED di serie
GS	+4/+10		650	n° 5 mm. 450x750		60		AUT			R404a			
BTV-Bis	+5/-18		400	n° 5 mm. 420x450		70/40		AUT			R404a			
<b>Megavision 1050 GBT / BTV-Bis</b>		1450x690x1910	1050 Tot		1890				230v/1/50Hz			350	Optional	LED di serie
GBT	-5/-18		650	n° 6 mm. 470x750		40		AUT			R404a			
BTV-Bis	+5/-18		400	n° 5 mm. 420x450		70/40		AUT			R404a			
<b>Megavision 1050 BTV-Bis</b>		1450x690x1910	1050 Tot		2060				230v/1/50Hz			360	Optional	LED di serie
BTV-Bis	+5/-18		650	n° 5 mm. 470x750		70/40		AUT			R404a			
BTV-Bis	+5/-18		400	n° 5 mm. 420x450		70/40		AUT			R404a			

Dati di collaudo • Test details • Détails d'essai • Prüfungsergebnisse • Datos de ensayo • MAX = (30°C - % U.R. 55)


Prezzi vedi LISTINO a pagina 27  
See PRICE LIST on page 27



BELLA 570 R

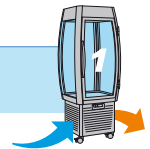
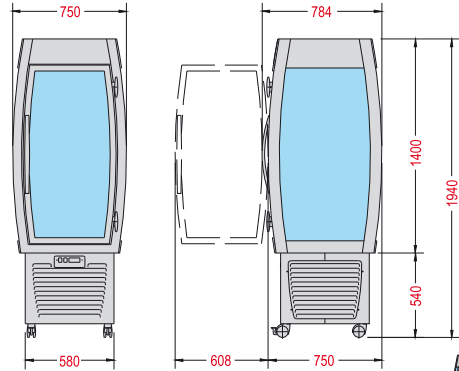
BELLA 570 R CIOCCOLATO

***Climatizzata***



Ripiani in cristallo  
Crystal plates  
Tablettes en cristal  
Glasteller  
Estantes de cristal

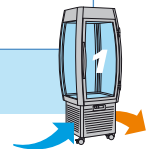
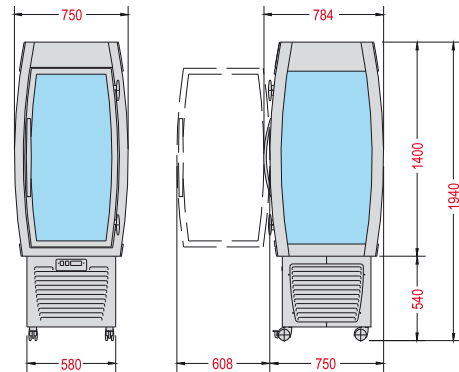
BELLA 570 R • Q



BELLA 570 R • Q Cioccolato

**Glimatizzata**

+14/+16 °C



Colori standard  
Standard colors

Colori optional  
Optional colors



COD. 34



RAL

		°C	mm. (LxPxH)	Li.	DI SERIE	Watt	% U.R.	REFROST	H <sub>2</sub> O		Kg.	
Bella 570 R		+4/+10	750x750x1940	570	n° 2 Ø mm. 510 n° 1 Ø mm. 465 n° 3 Ø mm. 535	800	75		AUT	230v/1/50Hz	R404a	LED di serie
Bella 570 R Cioccolato		+14/+16	750x750x1940	570	n° 2 Ø mm. 510 n° 1 Ø mm. 465 n° 3 Ø mm. 535	800	40/44		AUT	230v/1/50Hz	R404a	LED di serie
Bella 570 Q		+4/+10	750x750x1940	570	n° 2 mm. 563x510 n° 1 mm. 522x480 n° 2 mm. 595x530	700	75		AUT	230v/1/50Hz	R404a	LED di serie
Bella 570 Q Cioccolato		+14/+16	750x750x1940	570	n° 2 mm. 563x510 n° 1 mm. 522x480 n° 2 mm. 595x530	700	40/44		AUT	230v/1/50Hz	R404a	LED di serie

Dati di collaudo • Test details • Détails d'essai • Prüfungsergebnisse • Datos de ensayo • MAX = (30°C - % U.R. 55)

Prezzi vedi LISTINO a pagina 28  
See PRICE LIST on page 28



KHALIFA 650 BT0

NEW



Centralina elettronica  
touch screen con comandi  
incorporati  
*Electronic touch screen control  
unit with built-in commands*



**ACCESSORIO/ACCESSORY:**  
Copertura ruote in acciaio verniciato nero  
*Black painted steel wheels cover*



**DI SERIE/STANDARD:**  
Serratura / Lock



**DI SERIE/STANDARD:**  
Ruote girevoli con e senza freno, cromate inox  
*Chrome stainless swivel wheels with and without brake*

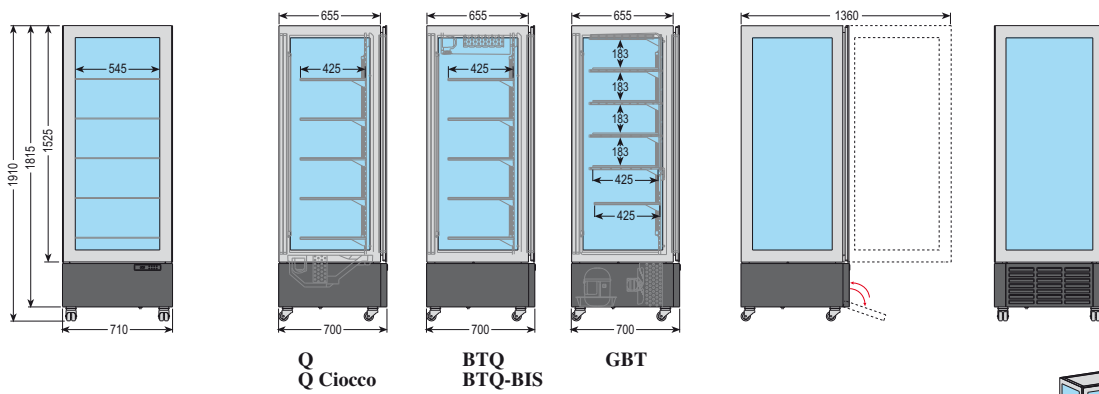
Colore standard  
*Standard color*



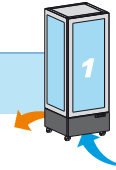
COD. 02+13



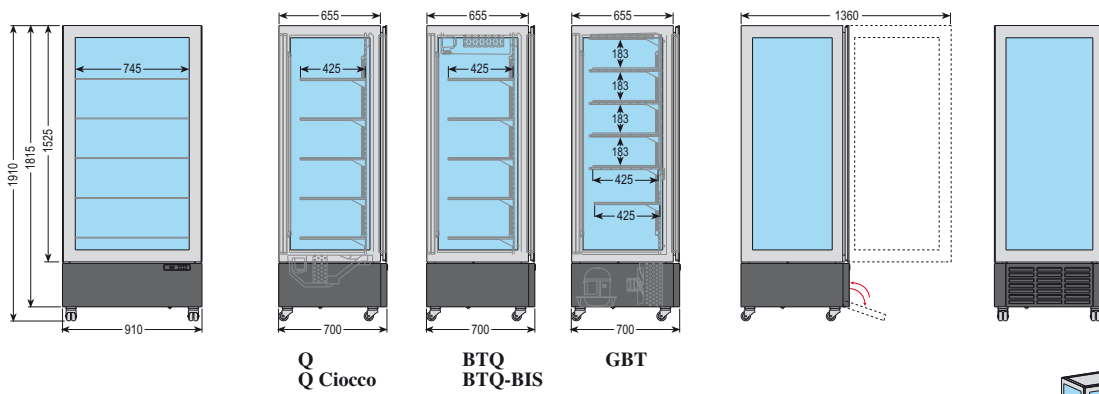
KHALIFA 450



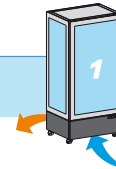
Q Ciocco BTQ BTQ-BIS GBT TOUCH SCREEN



KHALIFA 650



Q Ciocco BTQ BTQ-BIS GBT TOUCH SCREEN



	°C	mm. (LxPxH)	Li.	DI SERIE	Watt	% U.R.	H <sub>2</sub> O							
<b>NEW</b> Khalifa 450 Q	+4/+10	710x700x1910	450	n° 5 mm. 545x425	510	75	AUT	230v/1/50Hz	R404a	210	Di serie	LED di serie		
<b>NEW</b> Khalifa 450 Q Ciocco	+14/+16	710x700x1910	450	n° 5 mm. 545x425	510	40/44	AUT	230v/1/50Hz	R404a	212	Di serie	LED di serie		
<b>NEW</b> Khalifa 450 BTQ	-15/-21	710x700x1910	450	n° 5 mm. 545x425	850	40	AUT	230v/1/50Hz	R404a	223	Di serie	LED di serie		
<b>NEW</b> Khalifa 450 BTQ-BIS	+5/+20	710x700x1910	450	n° 5 mm. 545x425	850	40	AUT	230v/1/50Hz	R404a	223	Di serie	LED di serie		
<b>NEW</b> Khalifa 450 GBT	-5/-18	710x700x1910	450	n° 4 mm. 545x425 n° 1 mm. 545x425	950	40	AUT	230v/1/50Hz	R404a	217	Di serie	LED di serie		
<b>NEW</b> Khalifa 650 Q	+4/+10	910x700x1910	650	n° 5 mm. 745x425	510	75	AUT	230v/1/50Hz	R404a	240	Di serie	LED di serie		
<b>NEW</b> Khalifa 650 Q Ciocco	+14/+16	910x700x1910	650	n° 5 mm. 745x425	510	40/44	AUT	230v/1/50Hz	R404a	242	Di serie	LED di serie		
<b>NEW</b> Khalifa 650 BTQ	-15/-21	910x700x1910	650	n° 5 mm. 745x425	850	40	AUT	230v/1/50Hz	R404a	255	Di serie	LED di serie		
<b>NEW</b> Khalifa 650 BTQ-BIS	+5/+20	910x700x1910	650	n° 5 mm. 745x425	850	40	AUT	230v/1/50Hz	R404a	255	Di serie	LED di serie		
<b>NEW</b> Khalifa 650 GBT	-5/-18	910x700x1910	650	n° 4 mm. 745x425 n° 1 mm. 745x425	950	40	AUT	230v/1/50Hz	R404a	250	Di serie	LED di serie		

Dati di collaudo • Test details • Détails d'essai • Prüfungsergebnisse • Datos de ensayo • MAX = (30°C - % U.R. 55)


Prezzi vedi LISTINO a pagina 29  
See PRICE LIST on page 29



Q version  
Q Ciocco version



BTQ version  
BTQ-BIS version



Q / Q CIOCCO / BTQ / BTQ-BIS

N° 5 ripiani d'appoggio in vetro con innovativo sistema di "ripani sospesi" regolabili in altezza tramite cremagliera anteriore in acciaio inox AISI 304.

*N. 5 innovative, glass, "suspended shelves", adjustable by the stainless steel AISI 304 back rail.*

BTQ / BTQ-BIS

Copri evaporatore in acciaio inox AISI 304 con finitura lucida "a specchio"

*Bright "mirror" finished, stainless steel AISI 304 evaporator cover*

GBT version



### Griglie \_ Shelves

Evaporatore statico a griglie fisse (n° 4) impreziosite con piano d'appoggio in vetro, più n° 1 piano in vetro regolabile in altezza.


*Static evaporator with fixed shelves (n° 4) decorated with built-in glass, and n. 1 adjustable glass shelf.*




### Vetro&Acciaio \_ Glass&Steel

Il vetro temperato e l'acciaio AISI 304, conformi alle normative vigenti, garantiscono la massima igienicità e facilità di pulizia.

*Tempered glass and AISI 304 stainless steel, comply with the current regulations, guarantee maximum hygiene and ease of cleaning.*





## Funzioni esclusive KHALIFA:

- Elegante design monolite
- Struttura a vetro portante
- Centralina full touch screen
- Ripiani sospesi regolabili ed estraibili
- Serigrafia bicolore grigio perla e nera



*KHALIFA's exclusive functions:*

- Elegant monolithic design*
- Structural glass frame*
- Full touch-screen control unit*
- Adjustable and removable suspended shelves*
- Grey pearl and black two-tone serigraphy*





## Flip to Clean

Struttura inferiore verniciata in elegante nero opaco. Pannello frontale con innovativo sistema "FlipToClean" per una facile ispezione e pulizia del vano motore.

*Matt-black painted, elegant, lower structure. Frontal panel with innovative "FlipToClean" system for an easy compressor compartment inspection and cleaning.*



## Hidden handle

Elegante e ampia maniglia a "scomparsa", integrata nella struttura lungo l'intera altezza della porta.

*Elegant and wide "hidden" handle, integrated on the full height of the door.*



DIVA 450 GS

**DI SERIE/STANDARD:**

Ampia maniglia in acciaio inox su tutta la lunghezza porta  
*Large stainless steel handle along the entire door length*

**DI SERIE/STANDARD:**

Ruote girevoli con e senza freno, cromate inox  
*Chrome stainless swivel castors with and without brake*



Leds di serie  
*LEDs standard*



Centralina elettronica touch screen con comandi incorporati  
*Electronic touch screen control unit with built-in commands*

**GS:**

Struttura interna acciaio inox  
*Internal stainless steel frame*



Migliore aerazione con griglie dal design esclusivo  
*Better ventilation with exclusive design grates*

Colore standard  
*Standard color*

Colori optional  
*Optional colors*




COD. 53

RAL



DIVA 450 GBT



Leds di serie  
LEDs standard



**GBT:**  
Vetro triplo  
basso emissivo  
Low-emissivity  
triple-glazed



**GBT:**  
Evaporatore statico a griglie fisse (n° 4)  
Griglie a filo regolabili in altezza (n° 1)  
Static evaporator with fixed shelves (No. 4)  
Wire shelf with adjustable height (No. 1)

Colore standard  
Standard color



COD. 53

Colori optional  
Optional colors



RAL



DIVA 450 R



Colore standard  
Standard color



COD. 53

Colori optional  
Optional colors



RAL

DIVA 450 BTV BIS



**G** **NEW**

n° 5 griglie a filo regolabili in altezza  
No. 5 wire shelves with adjustable height



**R** **NEW**

n° 5 ripiani in cristallo regolabili in altezza  
No. 5 crystal plates with adjustable height



**Q CIOCCO** **NEW**

n° 5 ripiani in cristallo regolabili in altezza  
No. 5 crystal plates with adjustable height

CLIMATIZZATA per cioccolato  
AIR-CONDITIONED for chocolate



**BTV** **NEW**  
**BTV-BIS**

n° 5 griglie a filo regolabili in altezza  
No. 5 wire shelves with adjustable height

Sistema NO-FROST  
NO-FROST system

		°C	mm. (LxPxH)	Lt.	DI SERIE	Watt	% U.R.	H <sub>2</sub> O			Kg.	
<b>NEW</b> Diva 450 G		+4/+10	700x680x1910	450	n° 5 mm. 555x450	500	75	AUT	230v/1/50Hz	R404a	171	Optional LED di serie
<b>NEW</b> Diva 450 R		+4/+10	700x680x1910	450	n° 5 Ø mm. 465	550	75	AUT	230v/1/50Hz	R404a	173	Optional LED di serie
<b>NEW</b> Diva 450 Q		+4/+10	700x680x1910	450	n° 5 mm. 555x460	500	75	AUT	230v/1/50Hz	R404a	171	Optional LED di serie
<b>NEW</b> Diva 450 Q Ciocco		+14/+16	700x680x1910	450	n° 5 mm. 555x460	500	40/44	AUT	230v/1/50Hz	R404a	171	Optional LED di serie
Diva 450 GS		+4/+10	700x680x1910	450	n° 5 mm. 555x450	510	60	AUT	230v/1/50Hz	R404a	171	Optional LED di serie
Diva 450 BTV-Bis		+5/-18	700x680x1910	450	n° 5 mm. 555x450	1020	70/40	AUT	230v/1/50Hz	R404a	197	Optional LED di serie
<b>NEW</b> Diva 450 BTV		-15/-21	700x680x1910	450	n° 5 mm. 555x450	700	40	AUT	230v/1/50Hz	R404a	197	Optional LED di serie
Diva 450 GBT		-5/-18	700x680x1910	450	n° 4 mm. 555x460 n° 1 mm. 555x450	790	40	AUT	230v/1/50Hz	R404a	180	Optional LED di serie

Dati di collaudo • Test details • Détails d'essai • Prüfungsergebnisse • Datos de ensayo • MAX = (30°C - % U.R. 55)

Prezzi vedi LISTINO a pagina 31  
See PRICE LIST on page 31



DIVA 550 BTV/BIS



**+14%**  
larghezza/width

**+22%**  
volume

Il 14% di larghezza e il 22% di volume in più, rispetto la versione base da 450 Lt.  
 Nella stessa profondità e con le stesse prestazioni  
*14% wider and with 22% extra volume than the basis 450 l version.  
 In the same depth and with the same performance*

**DI SERIE/STANDARD:**

Ampia maniglia in acciaio inox su tutta la lunghezza porta  
*Large stainless steel handle along the entire door length*

**DI SERIE/STANDARD:**

Ruote girevoli con e senza freno, cromate inox  
*Chrome stainless swivel castors with and without brake*

Colore standard  
 Standard color

Colori optional  
 Optional colors



COD. 53



RAL



**G** **NEW**

n° 5 griglie a filo regolabili in altezza  
No. 5 wire shelves with adjustable height



**Q** **NEW**

n° 5 ripiani in cristallo regolabili in altezza  
No. 5 crystal plates with adjustable height



**Q CIOCCO** **NEW**

n° 5 ripiani in cristallo regolabili in altezza  
No. 5 crystal plates with adjustable height

CLIMATIZZATA per cioccolato  
AIR-CONDITIONED for chocolate



**GBT** **NEW**

Evaporatore statico a griglie fisse (n° 4)  
Griglie a filo regolabili in altezza (n° 2)

Static evaporator with fixed shelves (No. 4)  
Wire shelves with adjustable height (No. 2)



**BTV** **NEW**

n° 5 griglie a filo regolabili in altezza  
No. 5 wire shelves with adjustable height

**°C -15/-21**

Sistema NO-FROST  
NO-FROST system



**BTV/BIS** **NEW**

**°C +5/-10**

		°C	mm. (LxPxH)	Lt.	DI SERIE	Watt	% U.R.	DEFROST	H <sub>2</sub> O			Kg.		
<b>NEW</b>	Diva 550 G	+4/+10	800x680x1910	550	n° 5 mm. 652x470	720	75	AUT	AUT	230v/1/50Hz	R404a	171	Optional	LED di serie
<b>NEW</b>	Diva 550 Q	+4/+10	800x680x1910	550	n° 5 mm. 656x460	580	75	AUT	AUT	230v/1/50Hz	R404a	180	Optional	LED di serie
<b>NEW</b>	Diva 550 Q Ciocco	+14/+16	800x680x1910	550	n° 5 mm. 656x460	790	40/44	AUT	AUT	230v/1/50Hz	R404a	182	Optional	LED di serie
<b>NEW</b>	Diva 550 BTV	-15/-21	800x680x1910	550	n° 5 mm. 664x450	1020	40	AUT	AUT	230v/1/50Hz	R404a	197	Optional	LED di serie
<b>NEW</b>	Diva 550 BTV/BIS	+5/-18	800x680x1910	550	n° 5 mm. 664x450	1020	40	AUT	AUT	230v/1/50Hz	R404a	197	Optional	LED di serie
<b>NEW</b>	Diva 550 GBT	-5/-18	800x680x1910	550	n° 4 mm. 570x460 n° 2 mm. 645x463	1020	40	AUT	AUT	230v/1/50Hz	R404a	197	Optional	LED di serie

Dati di collaudo • Test details • Détails d'essai • Prüfungsergebnisse • Datos de ensayo • MAX = (30°C - % U.R. 55)

Prezzi vedi LISTINO a pagina 31-32  
See PRICE LIST on page 31-32



DIVA 650 G

**DI SERIE/STANDARD:**

Ampia maniglia in acciaio inox su tutta la lunghezza porta  
 Large stainless steel handle along the entire door length



Il 28% di larghezza e il 44% di volume in più, rispetto la versione base da 450 Lt.

Nella stessa profondità e con le stesse prestazioni  
 28% wider and with 44% extra volume than the basis 450 l version.  
 In the same depth and with the same performance



n° 5 griglie a filo regolabili in altezza  
 No. 5 wire shelves with adjustable height

**DI SERIE/STANDARD:**

Ruote girevoli con e senza freno, cromate inox  
 Chrome stainless swivel castors with and without brake

Colore standard  
 Standard color

Colori optional  
 Optional colors



COD. 53



RAL

DIVA 650 Q



**+28%**  
larghezza/width

**+44%**  
volume

**DI SERIE/STANDARD:**

Ampia maniglia in acciaio inox su tutta la lunghezza porta  
Large stainless steel handle along the entire door length



n° 5 ripiani in cristallo regolabili in altezza  
No. 5 crystal plates with adjustable height



Piedini livellanti regolabili in acciaio inox  
Adjustable stainless steel leveling feet

Esclusive griglie in acciaio inox con aerazione a flusso maggiorato e ottimizzato  
Exclusive shelves in stainless steel with increased and optimized flow aeration



**DI SERIE/STANDARD:**

Ruote girevoli con e senza freno, cromate inox  
Chrome stainless swivel castors with and without brake

Colore standard  
Standard color



COD. 53

Colori optional  
Optional colors



RAL



DIVA 650 BTV **NEW**  
 DIVA 650 BTV-BIS



Leds di serie  
 LEDs standard



Moderno ed elegante telaio interamente  
 in alluminio a finitura lucida "a specchio",  
 con maniglia monoblocco incorporata  
*Frame completely in mirror polished aluminium,  
 modern and elegant with handle embedded*



**BTV**  
**BTV-BIS:**

n° 5 griglie a filo regolabili in altezza  
 No. 5 wire shelves with adjustable height

Sistema NO-FROST  
 NO-FROST system

Colore standard  
 Standard color

Colori optional  
 Optional colors



COD. 53



RAL



DIVA 650 GBT




**GBT:**  
Vetro triplo  
basso emissivo  
Low-emissivity  
triple-glazed



DIVA 650 GS



Vetro triplo  
anti-condensa  
Triple anti-con-  
densation glass



**GBT:**  
Evaporatore statico a griglie fisse (n° 5) / Griglie a filo regolabile in altezza (n° 1)  
Static evaporator with fixed shelves (No. 5) / Wire shelf with adjustable height (No. 1)

		 °C	 mm. (LxPxH)	 Lt.	 <b>DI SERIE</b>	 Watt	 % U.R.	 DEFROST	 H <sub>2</sub> O				 Kg.		
 <b>Diva 650 G</b>		+4/+10	900x680x1910	650	n° 5 mm. 750x450	500	75		AUT	230v/1/50Hz		R404a	225	Optional	LED di serie
 <b>Diva 650 Q</b>		+4/+10	900x680x1910	650	n° 5 mm. 745x460	500	75		AUT	230v/1/50Hz		R404a	225	Optional	LED di serie
<b>Diva 650 GS</b>		+4/+10	900x680x1910	650	n° 5 mm. 750x470	590	60		AUT	230v/1/50Hz		R404a	223	Optional	LED di serie
<b>Diva 650 GBT</b>		-5/-18	900x680x1910	650	n° 5 mm. 750x460 n° 1 mm. 750x470	870	40		AUT	230v/1/50Hz		R404a	223	Optional	LED di serie
 <b>Diva 650 BTV</b>		-15/-21	900x680x1910	650	n° 5 mm. 750x450	1040	40		AUT	230v/1/50Hz		R404a	225	Optional	LED di serie
<b>Diva 650 BTV-Bis</b>		+5/-18	900x680x1910	650	n° 5 mm. 750x450	1040	70/40		AUT	230v/1/50Hz		R404a	225	Optional	LED di serie

Dati di collaudo • Test details • Détails d'essai • Prüfungsergebnisse • Datos de ensayo • MAX = (30°C - % U.R. 55)

Prezzi vedi LISTINO a pagina 32  
See PRICE LIST on page 32



DIVA 900 GBT-GS

**DI SERIE/STANDARD:**

Ampia maniglia in acciaio inox su tutta la lunghezza porta  
*Large stainless steel handle along the entire door length*

**DI SERIE/STANDARD:**

Ruote girevoli con e senza freno, cromate inox  
*Chrome stainless swivel castors with and without brake*

Colore standard  
 Standard color

Colori optional  
 Optional colors



COD. 53



RAL



		°C		mm. (LxPxH)		Lt.		<b>DI SERIE</b>		Watt	% U.R. icon"/>	% U.R.		H <sub>2</sub> O		230v/1/50Hz		R404a		Kg.		Optional		LED di serie
Diva 900 GS		+4/+10		1355x680x1910		800		n° 10 mm. 555x495		600	% U.R. icon"/>	60		AUT		230v/1/50Hz		R404a		325		Optional		LED di serie
Diva 900 GBT		-5/-18		1355x680x1910		400+400		n° 8 mm. 555x460 n° 2 mm. 555x450		1590	% U.R. icon"/>	40		AUT		230v/1/50Hz		R404a		340		Optional		LED di serie
Diva 900 BTV-Bis		+5/-18		1355x680x1910		400+400		n° 10 mm. 555x450		2040	% U.R. icon"/>	70/40		AUT		230v/1/50Hz		R404a		375		Optional		LED di serie
Diva 900 GBT-GS				1355x680x1910		800 Tot				1510				AUT		230v/1/50Hz				360		Optional		LED di serie
GBT		-5/-18				400		n° 4 mm. 555x460 n° 1 mm. 555x450			% U.R. icon"/>	40						R404a						
GS		+4/+10				400		n° 5 mm. 555x450			% U.R. icon"/>	60						R404a						
<b>NEW</b> Diva 900 GS-BTV				1355x680x1910		800 Tot				1360				AUT		230v/1/50Hz				340		Optional		LED di serie
GS		+4/+10				400		n° 5 mm. 555x450			% U.R. icon"/>	60						R404a						
BTV		-15/-21				400		n° 5 mm. 555x450			% U.R. icon"/>	40						R404a						
<b>NEW</b> Diva 900 GBT-BTV				1355x680x1910		800 Tot				1620				AUT		230v/1/50Hz				340		Optional		LED di serie
GBT		-5/-18				400		n° 4 mm. 555x460 n° 1 mm. 555x450			% U.R. icon"/>	40						R404a						
BTV		-15/-21				400		n° 5 mm. 555x450			% U.R. icon"/>	40						R404a						

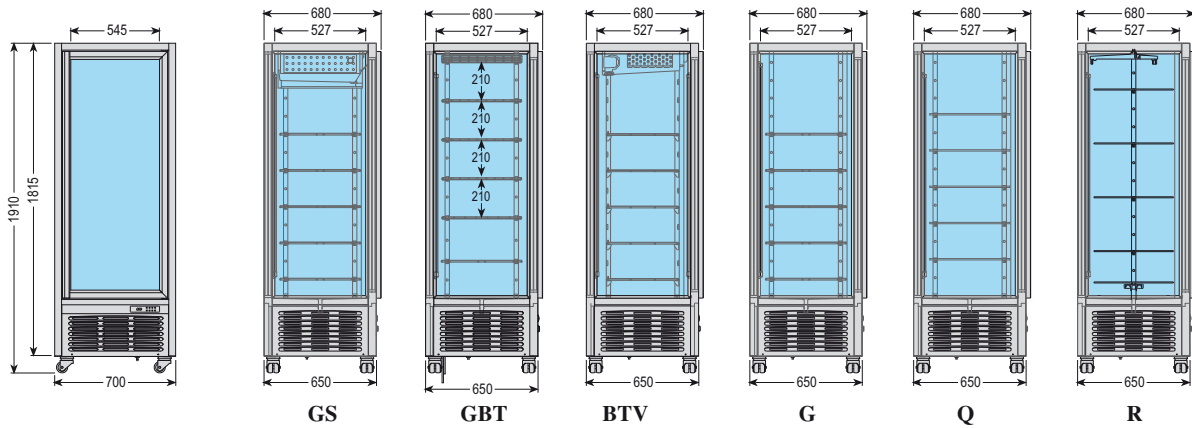
Dati di collaudo • Test details • Détails d'essai • Prüfungsergebnisse • Datos de ensayo • MAX = (30°C - % U.R. 55)

Prezzi vedi LISTINO a pagina 33  
See PRICE LIST on page 33

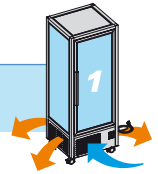


**OPTIONAL:**Interno con vetri a specchio / *Internal with mirror glasses*Fianchi in laminato plastico colore RAL 7035 / *Sides plastic laminate in color RAL 7035*

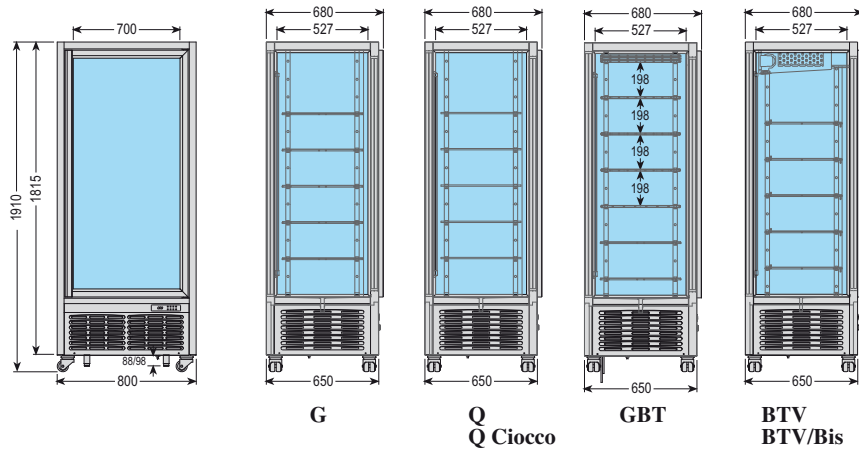
DIVA 450



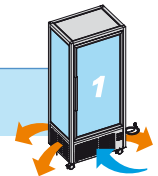
GS GBT BTV BTV-Bis G Q Q Ciocco R TOUCH SCREEN



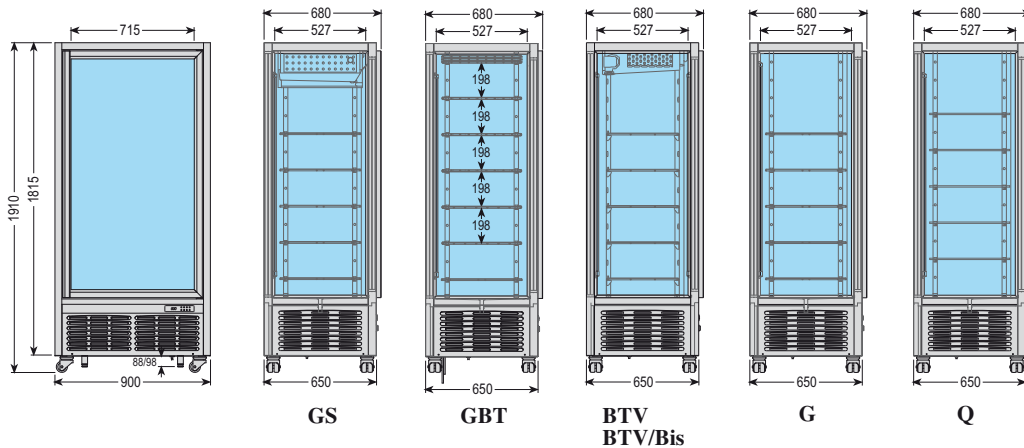
DIVA 550



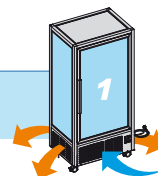
G Q Ciocco GBT BTV BTV-Bis TOUCH SCREEN



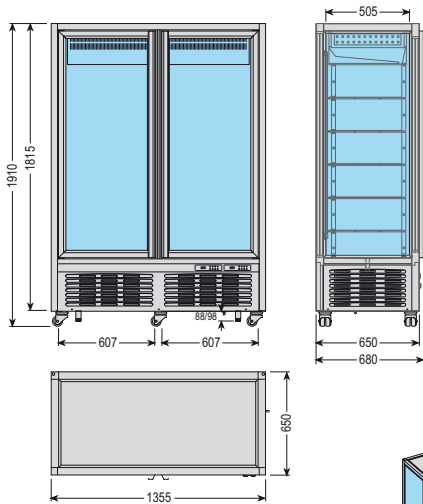
DIVA 650



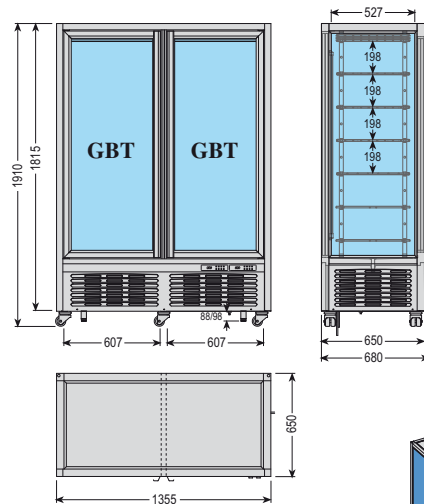
GS GBT BTV BTV-Bis G Q TOUCH SCREEN



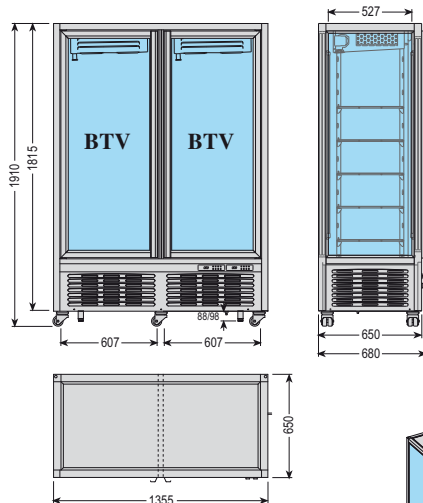
**DIVA 900 GS**



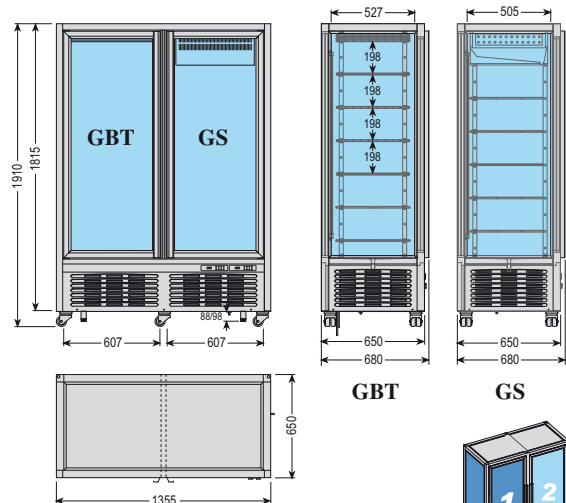
**DIVA 900 GBT**



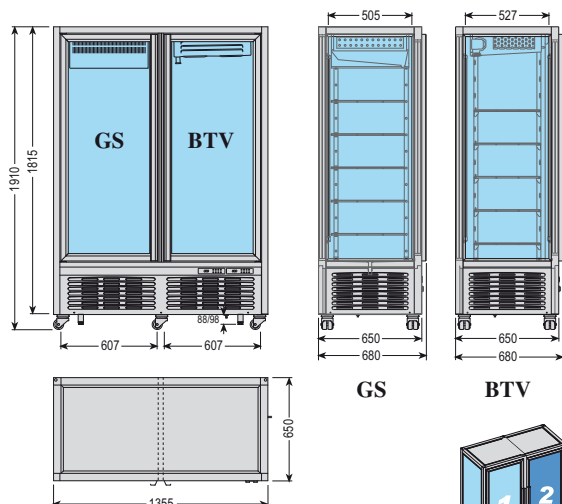
**DIVA 900 BTV-Bis**



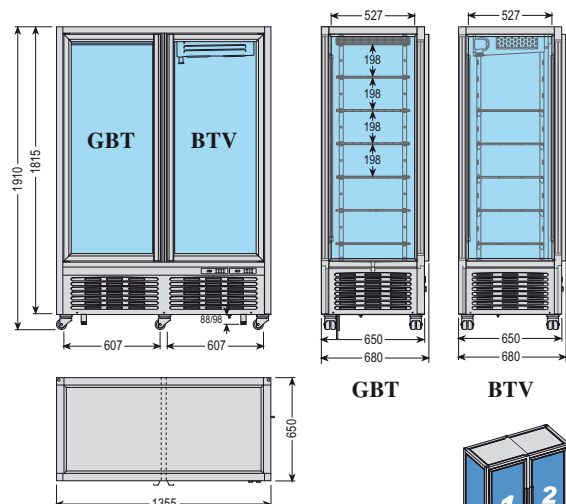
**DIVA 900 GBT-GS**



**DIVA 900 GS-BTV**



**DIVA 900 GBT-BTV**




ECO DISPLAY

**COLORI** / Colors / Couleurs / Farben / Colores:


 Di serie / Standard / Standards / Standardfarben / Estándard

 Optional / Optional / Optionnel / Extra / Extras



Cod. 01 



Cod. 02 

 **COLORI RAL**  
RAL colors / Couleurs RAL / RAL-farben / Colores RAL



Cod. 17  
Bianco RAL 9010

Cod. 13  
Nero RAL 9005

Cod. 22  
Rosso RAL 3001

Cod. 37  
Verde RAL 6024

Cod. 38  
Azzurro RAL 5015

Cod. 19  
Giallo RAL 1023

 **PRINTATURA COLORI LEGNO**  
Decoration wood colors / Décoration couleurs bois  
Dekor holz farben / Decoración colores de madera



Cod. 04

Cod. 05

Altri colori a richiesta. Other colours at request. Autres couleurs selon demande. Andere farben zum auf wunsch. Otros colores según pedido.

ECO DISPLAY 400 GS

ECO DISPLAY  
400 GBT

°C -5/-18

ECO DISPLAY  
400 BTV/BIS

°C +5/-18



ECO DISPLAY 400 BTV/BIS

Sistema NO-FROST  
NO-FROST system

%U.R. 70 (+5 °C)

%U.R. 40 (-18 °C)

		°C	mm. (LxPxH)	Lt.	DI SERIE	Watt	% U.R.	DEFROST	H <sub>2</sub> O			Kg.		
Eco Display 400 GS		+4/+10	595x713x1810	400	n° 5 mm. 430x470	650	60		AUT	230v/1/50Hz		R404a	111	Optional di serie
Eco Display 400 GBT		-5/-18	595x713x1810	400	n° 6 mm. 460x460	850	40		AUT	230v/1/50Hz		R404a	115	Optional di serie
Eco Display 400 BTV/bis		+5/-18	595x713x1810	400	n°5 mm. 430x470	1057	70/40		AUT	230v/1/50Hz		R404a	120	Optional di serie

Dati di collaudo • Test details • Détails d'essai • Prüfungsergebnisse • Datos de ensayo • MAX = (30°C - % U.R. 55)

Prezzi vedi LISTINO a pagina 35  
See PRICE LIST on page 35



ECO DISPLAY 550 GS



ECO DISPLAY 550 GBT

°C -5/-18



ECO DISPLAY 550 BTV/BIS

°C +5/-18



ECO DISPLAY 550 BTV/BIS



Sistema NO-FROST  
NO-FROST system  
%U.R. 70 (+5 °C)  
%U.R. 40 (-18 °C)

		°C	mm. (LxPxH)	Lt.	<b>DI SERIE</b>	Watt	% U.R.	DEFROST	H <sub>2</sub> O				Kg.	
Eco Display 550 GS		+4/+10	700x828x1810	550	n° 5 mm. 545x577	600	60		AUT	230v/1/50Hz		R404a	130	Optional di serie
Eco Display 550 GBT		-5/-18	700x828x1810	550	n° 6 mm. 550x560	850	40		AUT	230v/1/50Hz		R404a	137	Optional di serie
Eco Display 550 BTV/bis		+5/-18	700x828x1810	550	n° 5 mm. 545x577	1057	70/40		AUT	230v/1/50Hz		R404a	142	Optional di serie

Dati di collaudo • Test details • Détails d'essai • Prüfungsergebnisse • Datos de ensayo • MAX = (30°C - % U.R. 55)

Prezzi vedi LISTINO a pagina 35  
See PRICE LIST on page 35



ECO DISPLAY 800 GBT-GS

°C -5/-18

GBT

GS

°C +4/+10



ECO DISPLAY 800 GS



ECO DISPLAY 800 GBT

°C -5/-18



Colori standard Standard colors	Colori optional Optional colors	Optional printatura colori legno Optional decotation wood colors
COD. 02 COD. 01	RAL	COD. 04 COD. 05

	°C	mm. (LxPxH)	Lt.	DI SERIE	Watt	% U.R.	DEFROST	H <sub>2</sub> O	230v/1/50Hz	R404a	Kg.	Optional	di serie
Eco Display 800 GBT-GS (tot)		1140x713x1810	760		1400				230v/1/50Hz		199	Optional	di serie
GBT	-5/-18		380	n° 6 mm. 460x455	40			AUT		R404a			
GS	+4/+10		380	n° 5 mm. 470x430	60			AUT		R404a			
Eco Display 800 GS		1140x713x1810	760	n° 10 mm. 430x470	750	60		AUT	230v/1/50Hz	R134a	172	Optional	di serie
Eco Display 800 GBT		1140x713x1810	380+380 tot. 760	n° 6+6 mm. 460x455	1600	40		AUT	230v/1/50Hz	R404a	199	Optional	di serie

Dati di collaudo • Test details • Détails d'essai • Prüfungsergebnisse • Datos de ensayo • MAX = (30°C - % U.R. 55)

Prezzi vedi LISTINO a pagina 35-36  
See PRICE LIST on page 35-36



ECO DISPLAY 1100 GBT-GS

°C -5/+18

GBT

GS

°C +4/+10



ECO DISPLAY 1100 GS



ECO DISPLAY 1100 GBT

°C -5/-18



**Colori standard**  
*Standard colors*  
 COD. 02 COD. 01

**Colori optional**  
*Optional colors*  
 RAL

**Optional printatura colori legno**  
*Optional decotation wood colors*  
 COD. 04 COD. 05

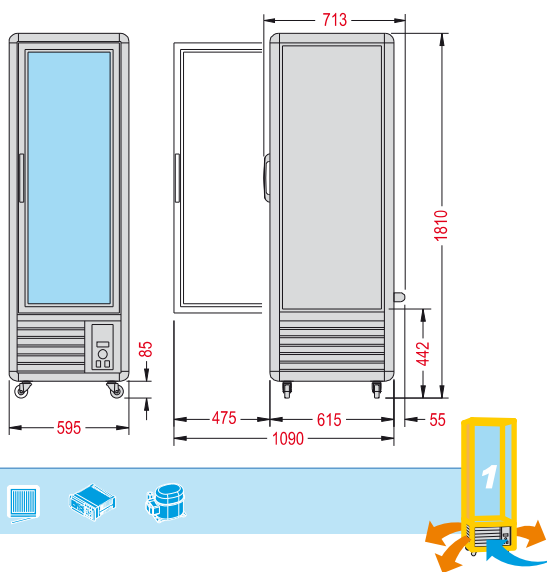
		°C	mm. (LxPxH)	Lt.	<b>DI SERIE</b>	Watt	% U.R.		H <sub>2</sub> O			Kg.		
<b>Eco Display 1100 GBT-GS (tot)</b>		-	1345x828x1810	1100	n° 11	1600	-			230v/1/50Hz	-	-	249	Optional di serie
<b>GBT</b>		-5/-18		550	n° 6 mm. 550x560	-	40		AUT	-		R404a	-	Optional di serie
<b>GS</b>		+4/+10		550	n° 5 mm. 627x545	-	60		AUT	-		R404a	-	Optional di serie
<b>Eco Display 1100 GS</b>		+4/+10	1345x828x1810	1100	n° 10 mm. 545x577	750	70		AUT	230v/1/50Hz		R134a	210	Optional di serie
<b>Eco Display 1100 GBT</b>		-5/-18 -5/-18	1345x828x1810	550+550 tot. 1100	n° 6+6 mm. 550x560	1650	40		AUT	230v/1/50Hz		R404a	249	Optional di serie

Dati di collaudo • Test details • Détails d'essai • Prüfungsergebnisse • Datos de ensayo • MAX = (30°C - % U.R. 55)

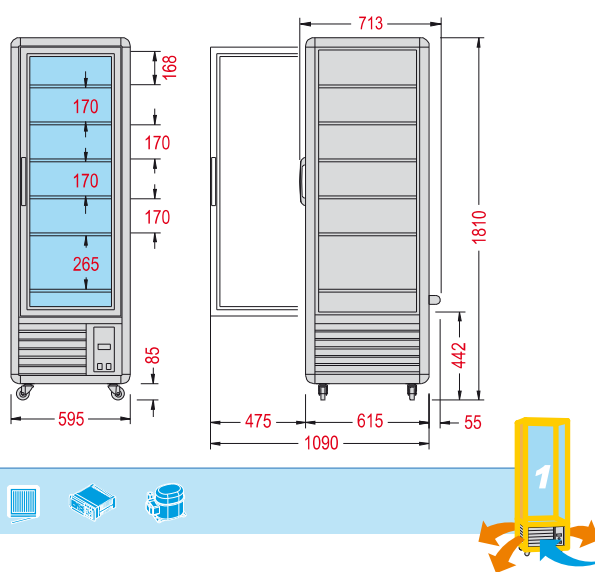
Prezzi vedi LISTINO a pagina 36  
See PRICE LIST on page 36



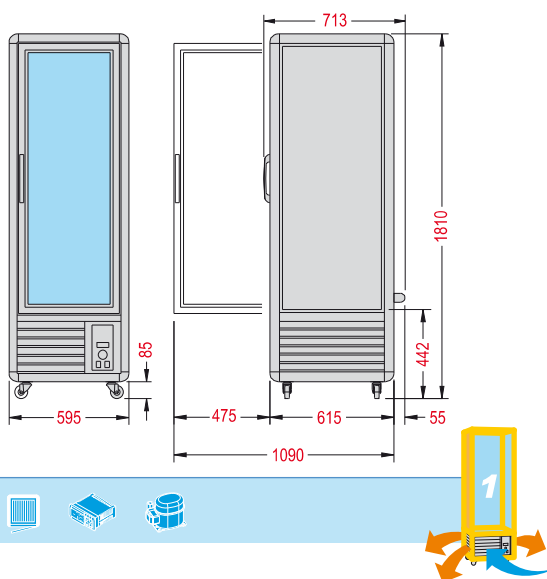
ECO DISPLAY 400 GS



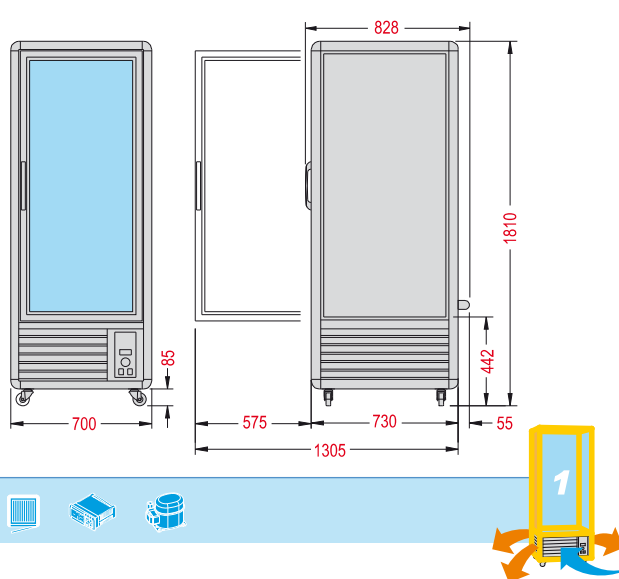
ECO DISPLAY 400 GBT



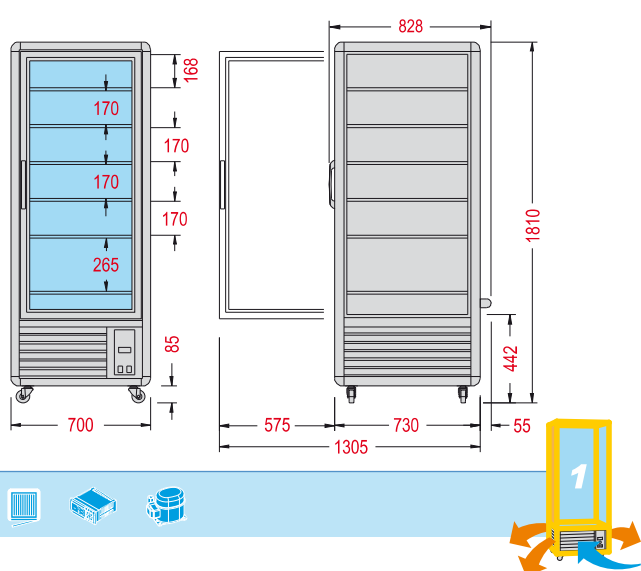
ECO DISPLAY 400 BTV-BIS



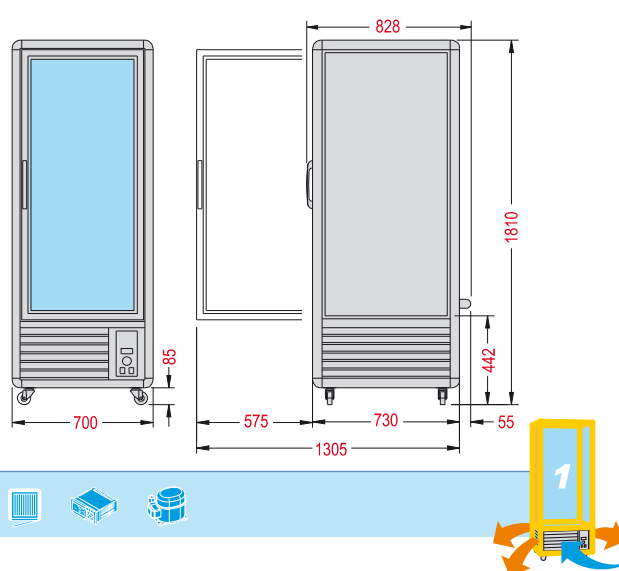
ECO DISPLAY 550 GS



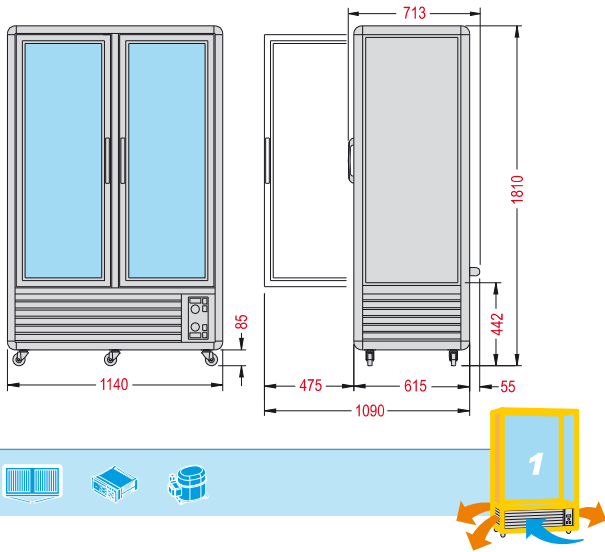
ECO DISPLAY 550 GBT



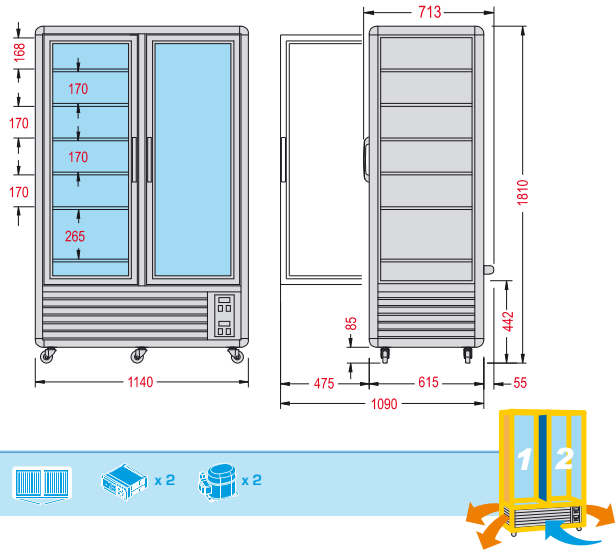
ECO DISPLAY 550 BTV-BIS



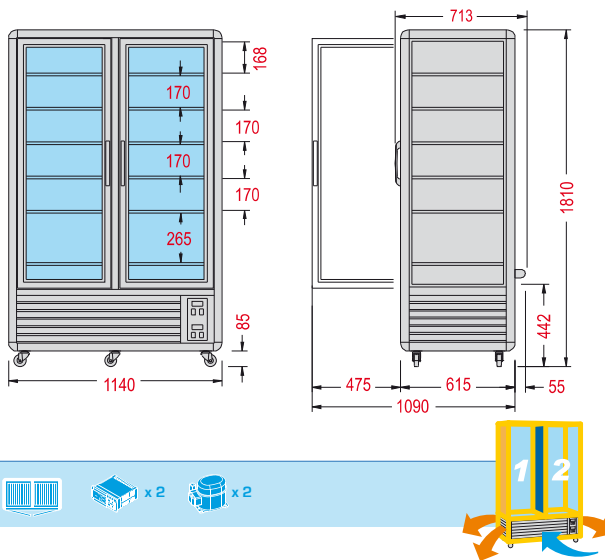
ECO DISPLAY 800 GS



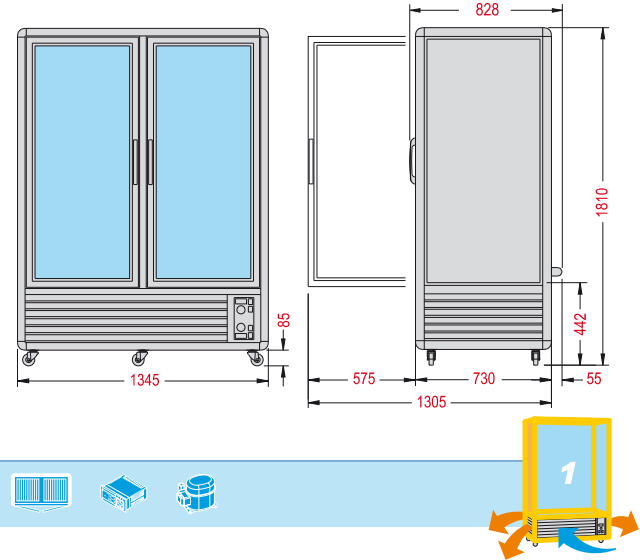
ECO DISPLAY 800 GBT-GS



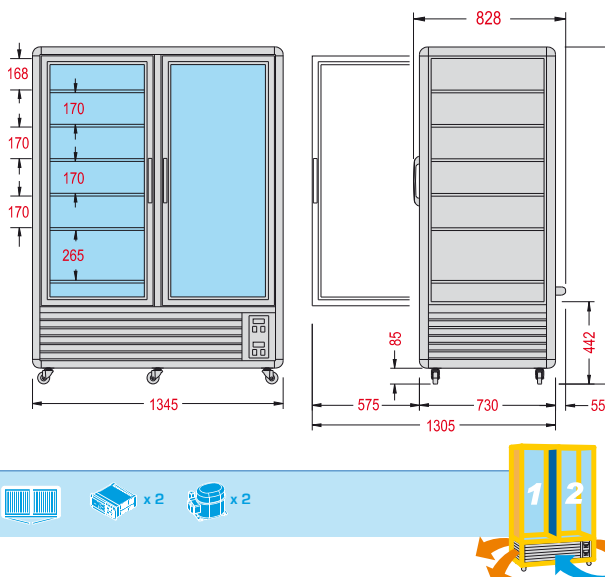
ECO DISPLAY 800 GBT



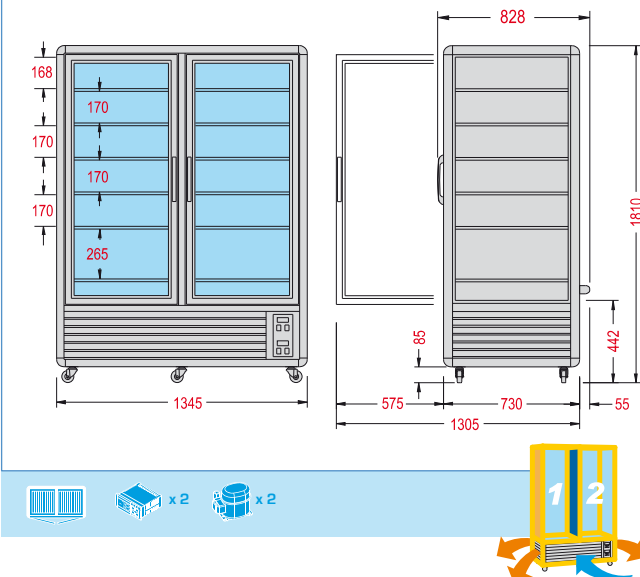
ECO DISPLAY 1100 GS



ECO DISPLAY 1100 GBT-GS



ECO DISPLAY 1100 GBT



## POLO 300 GBT

Termostato meccanico esterno  
*Mechanical external thermostat*

Termometro digitale esterno  
*Digital external thermometer*



Evaporatore statico a  
griglie fisse trattate (n°6)  
*Static evaporator with tre-  
ated fixed shelves (No°6)*



Colore standard  
*Standard color*

COD. 09

		°C	mm. (LxPxH)	Lt.	DI SERIE	Watt	% U.R.	DEFROST			Kg.		
Polo 300 GBT		-12/-22	595x640x1840	270	n° 6 mm. 455x395	635	40		230v/1/50Hz		R404a	85	Di serie di serie

Dati di collaudo • Test details • Détails d'essai • Prüfungsergebnisse • Datos de ensayo • MAX = (30°C - % U.R. 55)



Prezzi vedi LISTINO a pagina 37  
See PRICE LIST on page 37



POLO 600 GBT



LED interni di serie  
Standard internal LEDs



Ventola interna  
Internal fan



Evaporatore statico a griglie fisse (n° 6)  
Static evaporator with fixed shelves (No. 6)



Colore standard  
Standard color



COD. 09

	°C	mm. (LxPxH)	Lt.	DI SERIE	Watt	% U.R.	DEFROST	H <sub>2</sub> O				Kg.	Di serie	LED di serie
Polo 600 GBT	-16/-20	780x730x1900	387	n° 6 mm. 600x470	520	40		MAN	230v/1/50Hz		R404a	130	Di serie	LED di serie

Dati di collaudo • Test details • Détails d'essai • Prüfungsergebnisse • Datos de ensayo • MAX = (30°C - % U.R. 55)

Prezzi vedi LISTINO a pagina 37  
See PRICE LIST on page 37



## POLO 404 GBT SPOT



Spot luminoso di serie  
*Light spot standard*

Termostato meccanico esterno  
*Mechanical external thermostat*

Termometro digitale esterno  
*Digital external thermometer*



Neon di serie  
*Neon standard*



Rivestimento interno  
in alluminio gofrato  
*Internal coating in  
embossed aluminum*



Evaporatore statico a  
griglie fisse (n° 6)  
*Static evaporator with  
fixed shelves (No. 6)*

Colore standard  
*Standard color*



COD. 09

		°C	mm. (LxPxH)	Lt.	<b>DI SERIE</b>	Watt	% U.R.					Kg.		
Polo 404 GBT Spot		-12/-22	680x655x2090	480	n° 6 mm. 399x577	867	40		230v/1/50Hz		R404a	114	Di serie	di serie

Dati di collaudo • Test details • Détails d'essai • Prüfungsergebnisse • Datos de ensayo • MAX = (30°C - % U.R. 55)



Prezzi vedi LISTINO a pagina 37  
See PRICE LIST on page 37

POLO 450 BTV SPOT



POLO 450 GBT SPOT



**BTV e GBT:**  
Led di serie  
Leds standard

POLO 450 GS SPOT



Porta non reversibile dall'utente finale.  
*Door not reversible by the end users.*  
La porte n'est pas réversible par l'utilisateur final.  
*Tür nicht reversibel durch den Endbenutzer.*  
Puerta no es reversible por el cliente final.

Colore standard  
Standard color



COD. 09

		°C	mm. (LxPxH)	Lt.	<b>DI SERIE</b>	Watt	% U.R.	DEFROST				Kg.	
Polo 450 GS Spot		+2/+6	680x725x1940	578	n° 4 mm. 548x488	400	65		230v/1/50Hz		R134a	138	Di serie di serie
Polo 450 BTV Spot		-18/-24	680x725x1940	578	n° 4 mm. 548x488	1000	40		230v/1/50Hz		R404a	138	Di serie LED di serie
Polo 450 GBT Spot		-18/-24	680x725x1940	578	n° 6 mm. 520x480	1000	40		230v/1/50Hz		R404a	138	Di serie LED di serie

Dati di collaudo • Test details • Détails d'essai • Prüfungsergebnisse • Datos de ensayo • MAX = (32°C - % U.R. 75)

Prezzi vedi LISTINO a pagina 38  
See PRICE LIST on page 38



## POLO 900 BTV SPOT



Porta non reversibile dall'utente finale.  
 Door not reversible by the end users.  
 La porte n'est pas réversible par l'utilisateur final.  
 Tür nicht reversibel durch den Endbenutzer.  
 Puerta no es reversible por el cliente final.

Colore standard  
Standard color

COD. 09

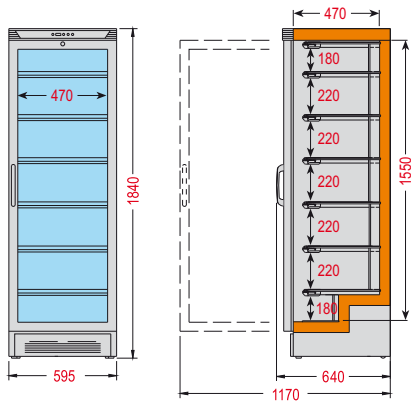
		°C	mm. (LxPxH)	Lt.	DI SERIE	Watt	% U.R.	DEFROST			Kg.	Di serie	LED di serie
Polo 900 BTV Spot		-18/-24	1380x685x1950	1078	n° 4+4 mm. 615x445	1100	40		230v/1/50Hz		R404a	212	LED di serie

Dati di collaudo • Test details • Détails d'essai • Prüfungsergebnisse • Datos de ensayo • MAX = (32°C - % U.R. 75)

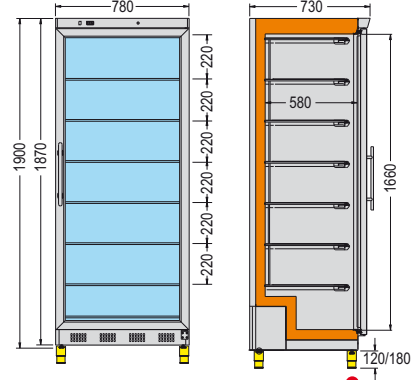


Prezzi vedi LISTINO a pagina 38  
See PRICE LIST on page 38

POLO 300 GBT



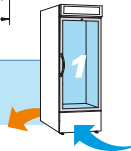
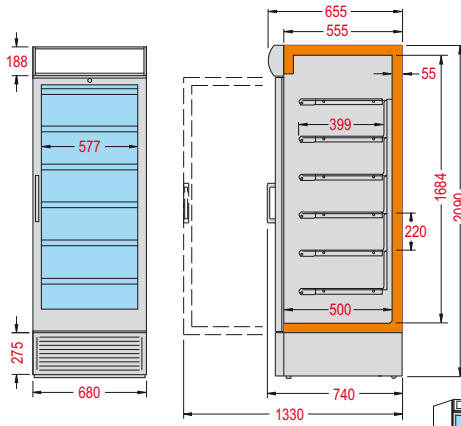
POLO 600 GBT



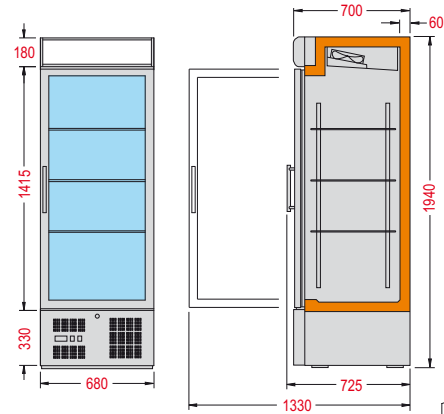
ACCESSORIO/ACCESSORY:  
Kit 4 piedi GN regolabili / Set of 4 GN adjustable feet  
H=120/180



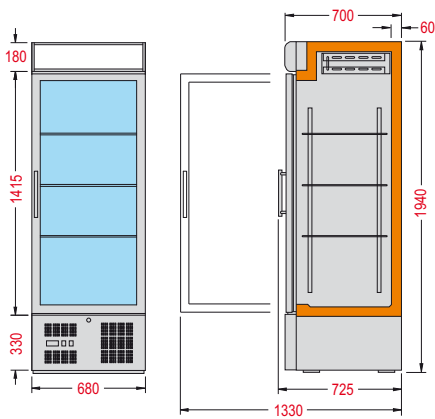
POLO 404 GBT SPOT



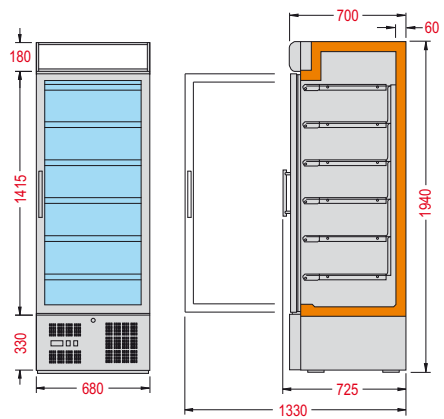
POLO 450 BTV SPOT



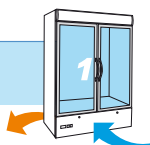
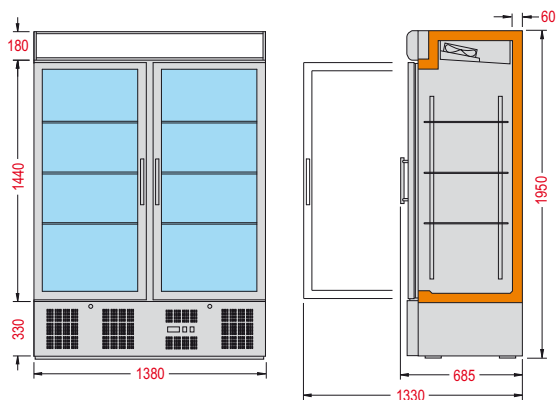
POLO 450 GS SPOT



POLO 450 GBT SPOT



## POLO 900 BTV SPOT



# ARMADI

Cabinets



CIOCCO 630



Colore standard  
Standard color



COD. 08

**DI SERIE / STANDARD:**

N° 20 coppie guide  
N° 20 couple of slides  
N° 20 couple de glissières  
N° 20 Führungenpaar  
N° 20 par de guías

**ACCESSORIO / ACCESSORY:**

Teglie fornite a richiesta  
Baking pans available on request  
Plat à rôtir fournis sur demande  
Backform auf Wunsch geliefert  
Bandeja para horno bajo demanda  
**MAX n°20: mm. 600x400**

**ACCESSORIO / ACCESSORY:**

Griglia cromata  
Chromate grille  
Grille chromée  
Verzinktes Gitter  
Rejilla cromada  
**MAX n°20: mm. 600x400**

Centralina elettronica  
Electronic cabinet

		°C	mm. (LxPxH)	Lt.	<b>DI SERIE</b>	Watt	% U.R.	DEFROST				Kg.	
Ciocco 630		+14/+16	680x880x1980	500	-	300	40/44		230v/1/50Hz		R404a	113	-

Dati di collaudo • Test details • Détails d'essai • Prüfungsergebnisse • Datos de ensayo • MAX = (30°C - % U.R. 55)



Prezzi vedi LISTINO a pagina 40  
See PRICE LIST on page 40



LABOR 630 G



LABOR 630 BTFC  
LABOR 630 BTV



**ACCESSORIO / ACCESSORY:**  
Bacinelle / Basins / Bacs / Schalen / Cubetas



Interno ed esterno in acciaio inox / *Inside and outside made of stainless steel* / Intérieur et extérieur en acier inoxydable / *Innen- und Aussen-teile aus rostfreiem Stahl* / Interior y exterior en acero inoxidable

Finitura interna arrotondata  
*Internal rounded finishing*  
Finitions arrondis  
*Abgerundeter Feinbearbeitung*  
Acabado redondeado

		°C	mm. (LxPxH)	Lt.	DI SERIE	ACCESSORIO/ACCESSORY	Watt	% U.R.		H <sub>2</sub> O			Kg.		
Labor 630 G		+3	680x880x1980	630	GN 2/1 n° 5 mm. 532x650	-	300	70		AUT	230v/1/50Hz		R134a	149	-
Labor 630 BTFC		-10/-25	680x880x1980	630	GN 2/1 n° 5 mm. 532x650	n° 36 - Lt. 5	740	40		MAN	230v/1/50Hz		R404a	149	-
Labor 630 BTFC KPC		-10/-25	680x880x1980	630	GN 2/1 n° 9 mm. 532x650	n° 56 - Lt. 5	740	40		MAN	230v/1/50Hz		R404a	152	-
Labor 630 BTV		+5/-25	680x880x1980	630	GN 2/1 n° 5 mm. 532x650	n° 36 - Lt. 5	465	40		AUT	230v/1/50Hz		R404a	149	-
<b>NEW</b> Labor 630 BTV KPC		+5/-25	680x880x1980	630	GN 2/1 n° 8 mm. 532x650	n° 48 - Lt. 5	465	40		AUT	230v/1/50Hz		R404a	152	-

Dati di collaudo • Test details • Détails d'essai • Prüfungsergebnisse • Datos de ensayo • MAX = (30°C - % U.R. 55)

Prezzi vedi LISTINO a pagina 40  
See PRICE LIST on page 40



## LABOR 800 BTFC



**ACCESSORIO / ACCESSORY:**  
Bacinelle / Basins / Bacs / Schalen / Cubetas

**DI SERIE / STANDARD:**  
N° 5 coppie guide  
N° 5 couple of slides  
N° 5 couple de glissières  
N° 5 Führungenpaar  
N° 5 par de guias

Interno ed esterno in acciaio inox / Inside and outside made of stainless steel / Intérieur et extérieur en acier inoxydable / Innen- und Aussen- teile aus rostfreiem Stahl / Interior y exterior en acero inoxidable

Finitura interna arrotondata  
Internal rounded finishing  
Finitions arrondis  
Abgerundeter Feinbearbeitung  
Acabado redondeado

Colore standard  
Standard color

COD. 08

	°C	mm. (LxPxH)	Lt.	DI SERIE	ACCESSORIO/ACCESSORY	Watt	% U.R.	H <sub>2</sub> O		Kg.		
Labor 800 BTFC	-10/-25	810x1040x2090	800	n° 5 mm. 600x800	n° 42 - Lt. 5	1050	40	MAN	230v/1/50Hz	R404a	200	-
Labor 800 BTFC KPC	-15/-21	810x1040x2090	800	n° 10 mm. 600x800	n° 69 - Lt. 5	1050	40	AUT	230v/1/50Hz	R404a	205	-

Dati di collaudo • Test details • Détails d'essai • Prüfungsergebnisse • Datos de ensayo • MAX = (30°C - % U.R. 55)



Prezzi vedi LISTINO a pagina 40  
See PRICE LIST on page 40

FAST ICE 800 BTV



Interno ed esterno in acciaio inox / *Inside and outside made of stainless steel* / Intérieur et extérieur en acier inoxydable / *Innen- und Aussen-teile aus rostfreiem Stahl* / Interior y exterior en acero inoxidable

Finitura interna arrotondata  
*Internal rounded finishing*  
Finitions arrondis  
*Abgerundeter Feinbearbeitung*  
Acabado redondeado

Colore standard  
*Standard color*



COD. 08

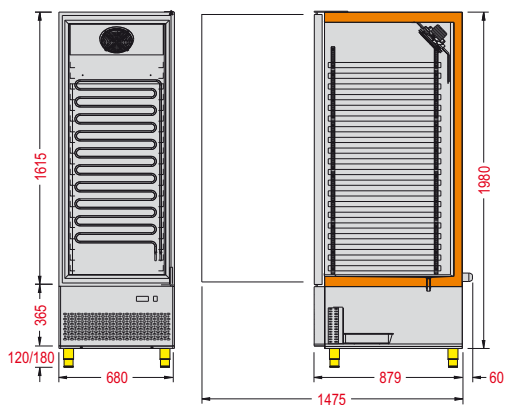
		°C	mm. (LxPxH)	Lt.	DI SERIE	ACCESSORIO/ACCESSORY	Watt	% U.R.	H <sub>2</sub> O			Kg.		
Fast Ice 800 BTV		-30	810x1045x2100	800	n° 5 mm. 600x800	n° 36 - Lt. 5	1024	40	AUT	230v/1/50Hz	R404a	160	-	-
Fast Ice 800 BTV KPC		-30	810x1045x2100	800	n° 8 mm. 600x800	n° 54 - Lt. 5	1024	40	AUT	230v/1/50Hz	R404a	165	-	-

Dati di collaudo • Test details • Détails d'essai • Prüfungsergebnisse • Datos de ensayo • MAX = (25°C - % U.R. 60)

Prezzi vedi LISTINO a pagina 40  
See PRICE LIST on page 40



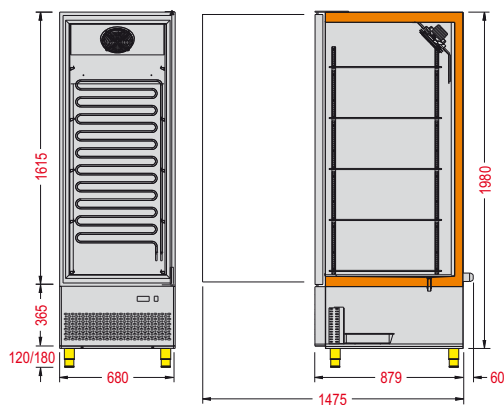
**CIOCCO 630**



**ACCESSORIO / ACCESSORY:**  
Kit 4 piedi regolabili  
Set of 4 adjustable feet  
H=120/180



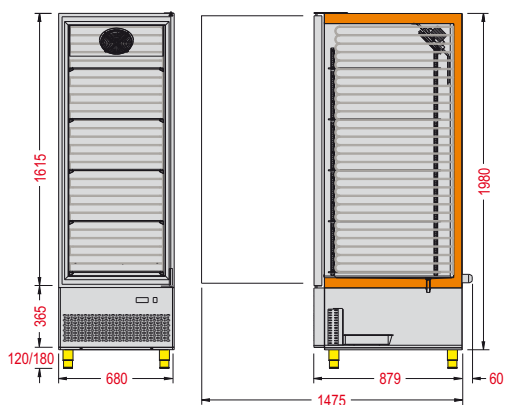
**LABOR 630 G**



**ACCESSORIO / ACCESSORY:**  
Kit 4 piedi regolabili  
Set of 4 adjustable feet  
H=120/180

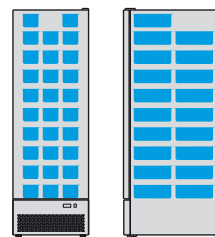


**LABOR 630 BTFC**

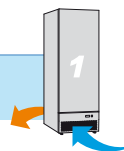


**Labor 630 BTFC**  
N° 36 BACINELLE  
(360 x 165 x h 120 - 5 LT)

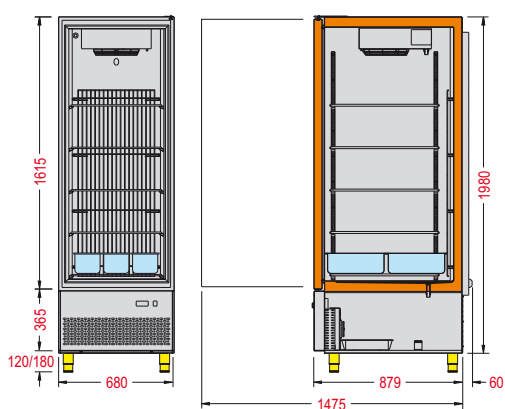
**Labor 630 BTFC - Kit pieno carico**  
N° 56 BACINELLE  
(360 x 165 x h 120 - 5 LT)  
Max N° 9 griglie



**ACCESSORIO / ACCESSORY:**  
Kit 4 piedi regolabili / Set of 4 adjustable feet  
H=120/180

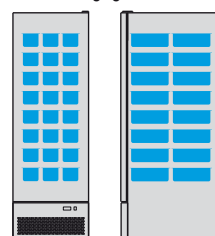


**LABOR 630 BTV**



**Labor 630 BTV**  
N° 36 BACINELLE  
(360 x 165 x h 120 - 5 LT)

**NEW** **Labor 630 BTV - Kit pieno carico**  
N° 48 BACINELLE  
(360 x 165 x h 120 - 5 LT)  
Max N° 8 griglie

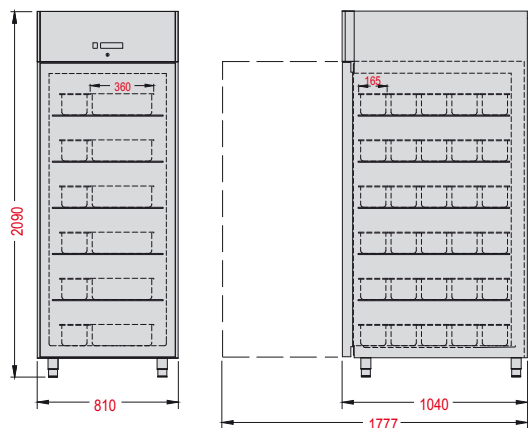


**ACCESSORIO / ACCESSORY:**  
Kit 4 piedi regolabili / Set of 4 adjustable feet  
H=120/180

**NEW:**  
Con sbrinatorio elettrico  
With electric defrost

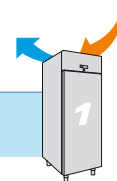
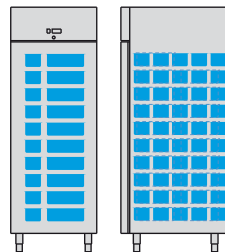
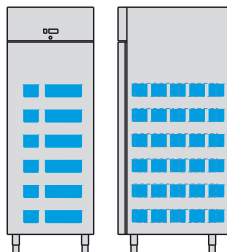


### LABOR 800 BTFC

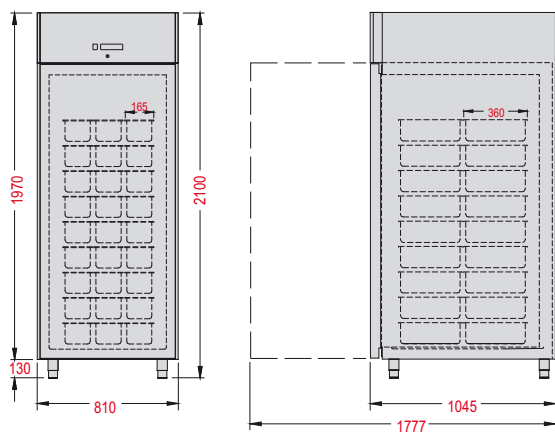


**Labor 800 BTFC**  
 N° 42 BACINELLE  
 (360 x 165 x h 120 - 5 LT)

**Labor 800 BTFC - Kit pieno carico**  
 N° 69 BACINELLE  
 (360 x 165 x h 120 - 5 LT)  
 Max. n° 9 griglie

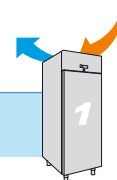
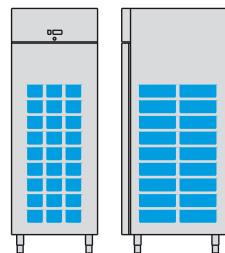
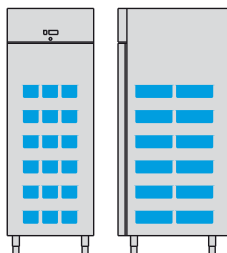


### FAST ICE 800 BTV



**Fast Ice 800 BTV**  
 N° 36 BACINELLE  
 (360 x 165 x h 120 - 5 LT)

**Fast Ice BTV + Kit pieno carico**  
 N° 54 BACINELLE  
 (360 x 165 x h 120 - 5 LT)  
 Max. n° 8 griglie























# BEVANDE & VINI

Wines & Drinks



## PANORAMA 280 G



														
	°C	mm. (LxPxH)	Lt.	<b>DI SERIE</b>	Watt	% U.R.	DEFROST				0,33 lt.	Kg.		
Panorama 280 G	+5/+10	550x530x1800	280	n°5 mm. 337x408	550	60		230v/1/50Hz		R134a	300	123	Optional	LED di serie
Panorama 560 G	+5/+10	1100x530x1800	560	n° 5 mm. 340x955	750	60		230v/1/50Hz		R134a	600	221	Optional	LED di serie

Dati di collaudo • Test details • Détails d'essai • Prüfungsergebnisse • Datos de ensayo • MAX = (30°C - % U.R. 55)



Prezzi vedi LISTINO a pagina 44  
See PRICE LIST on page 44



PANORAMA 560 G



Colori standard  
Standard colors



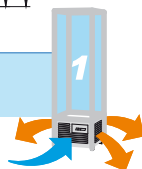
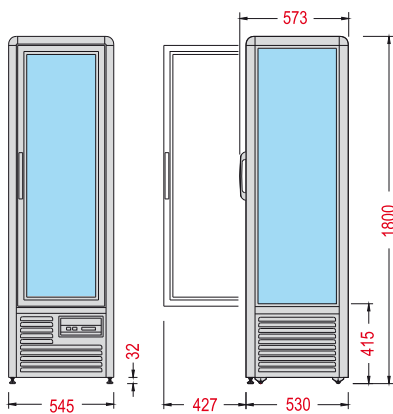
COD. 02

Colori optional  
Optional colors

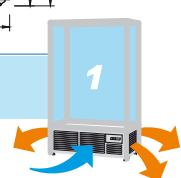
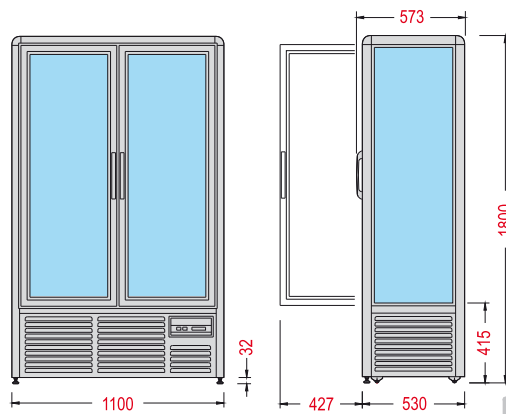


COD. 01 COD. 53 COD. 54 RAL

PANORAMA 280 G



PANORAMA 560 G



DRINK 360

NEW



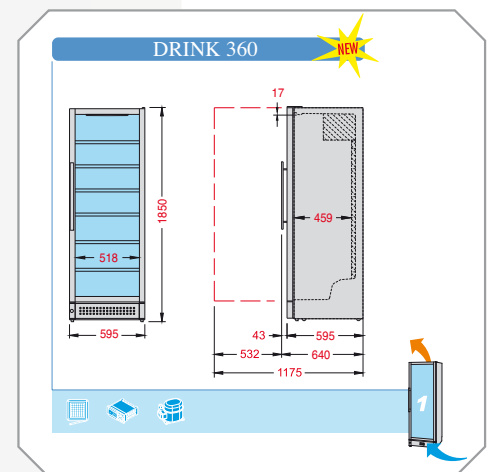
Ripiani in metallo per un appoggio più stabile di bottiglie e lattine.

*Metal plate shelves for a stabler bottles and cans support.*

Étagères tôle pour un soutien plus stable pour les bouteilles et les canettes.

*Metallplatte Regalen zu unterstützen stabilere für Flaschen und Dosen.*

Estantes de metal la placa de apoyo más estable para las botellas y latas.



h:  
1850 mm

Colore standard  
Standard color

COD. 34

	°C	mm. (LxPxH)	Lt.	DI SERIE	Watt	% U.R.	H <sub>2</sub> O	LED	0,33 lt.	Kg.	Di serie	LED di serie
NEW Drink 360	+2/+10	595x640x1850	368	n° 6 mm. 521x442	250	60	AUT	230v/1/50Hz	R600a	432	84	Di serie LED di serie

Dati di collaudo • Test details • Détails d'essai • Prüfungsergebnisse • Datos de ensayo • MAX = (30°C - % U.R. 55)

Prezzi vedi LISTINO a pagina 44  
See PRICE LIST on page 44

DRINK 380



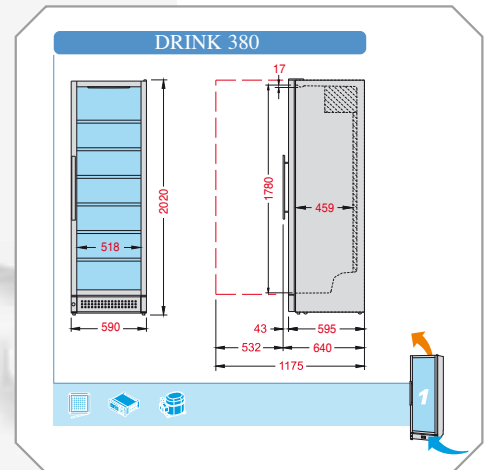
Ripiani in metallo per un appoggio più stabile di bottiglie e lattine.

*Metal plate shelves to support more stable for bottles and cans.*

Étagères tôle pour un soutien plus stable pour les bouteilles et les canettes.

*Metallplatte Regalen zu unterstützen stabilere für Flaschen und Dosen.*

Estantes de metal la placa de apoyo más estable para las botellas y latas.



**h:**  
2020 mm

Colore standard  
Standard color

COD. 34

Drink 380	°C	mm. (LxPxH)	Lt.	DI SERIE	Watt	% U.R.	DEFROST	230v/1/50Hz	R600a	0,33 lt.	Kg.	Di serie	LED di serie
	+2/+10	590x640x2020	379	n° 6 mm. 423x496	350	60				504	90		

Dati di collaudo • Test details • Détails d'essai • Prüfungsergebnisse • Datos de ensayo • MAX = (30°C - % U.R. 55)

Prezzi vedi LISTINO a pagina 44  
See PRICE LIST on page 44



DRINK 360 FG

NEW

Colore standard  
Standard color

COD. 13

Nuova vetrina  
"Full-Glass" per bibite

La nuova vetrina ventilata per bibite **DRINK 360 FG**, è ideale per l'immagazzinamento di lattine e bottiglie. Le sue linee eleganti permettono l'utilizzo in una vasta gamma di applicazioni del settore alberghiero e della ristorazione.

## Efficiente illuminazione LED

L'illuminazione a LED crea una grande visibilità dei prodotti immagazzinati. In combinazione con il refrigerante R600a questa vetrina rappresenta una delle migliori proposte ad alta efficienza energetica presenti sul mercato.

## Ripiani regolabili

I ripiani solidi e regolabili facilitano il posizionamento stabile dei contenuti.

Esclusivo design interamente in vetro.  
Compressore a bassa vibrazione.

New "Full-Glass"  
cabinet for drink storage

The new ventilated drink cooler, **DRINK 360 FG**, is the perfect way to store cans and bottles. Its elegant design makes it suitable for a wide range of applications in hotel and restaurant sector.

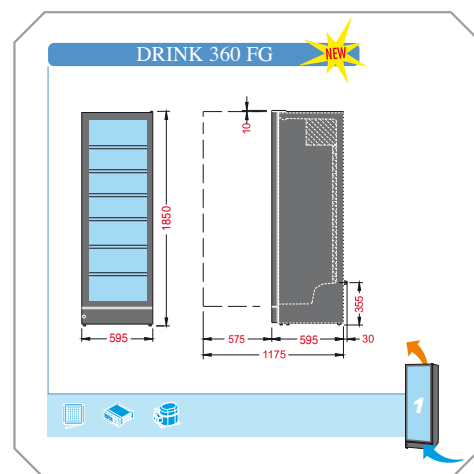
## Efficient LED lighting

The LED lighting allows a great visibility of products stored. Combined with refrigerant R600a, it currently represents one of the most energy-efficient units available on the market.

## Adjustable shelves

The solid and adjustable shelves facilitate stable placement of contents.

Exclusive full-glass design.  
Low vibration compressor.

h:  
1850 mm

DRINK 360 FG

NEW

	°C	mm. (LxPxH)	Lt.	DI SERIE	Watt	% U.R.	H <sub>2</sub> O								
NEW Drink 360 FG	+2/+10	595x595x1850	368	n° 6 mm. 521x442	250	60	AUT	230v/1/50Hz	R600a	432	84	Di serie	LED di serie		

Dati di collaudo • Test details • Détails d'essai • Prüfungsergebnisse • Datos de ensayo • MAX = (30°C - % U.R. 55)

Prezzi vedi LISTINO a pagina 44  
See PRICE LIST on page 44



PUB 250

Colore standard  
Standard color

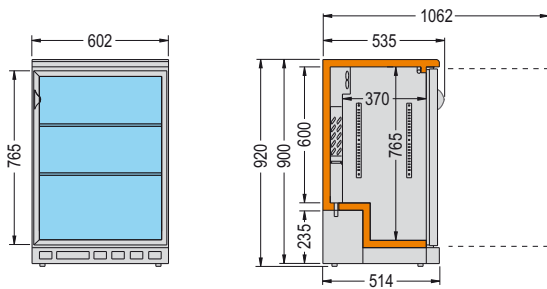
COD. 13

	°C	mm. (LxPxH)	lt.	<b>DI SERIE</b>	Watt	DEFROST	V		Kg.	0,33 lt.	0,33 lt.		
Pub 150	+2/+8	602x535x920	150	n° 2 mm. 552x316	160		230v/1/50Hz		R134a	54	161	96	Di serie di serie
Pub 250	+2/+8	920x535x920	254	n° 4 mm. 420x316	280		230v/1/50Hz		R134a	75	270	188	Di serie di serie
Pub 250 PS	+2/+8	920x535x920	254	n° 4 mm. 420x316	280		230v/1/50Hz		R134a	72	270	188	Di serie di serie
Pub 315	+2/+8	1350x535x920	382	n° 4 mm. 406x316 n° 2 mm. 446x316	315		230v/1/50Hz		R134a	95	380	266	Di serie di serie
Pub 315 PS	+2/+8	1350x535x920	382	n° 4 mm. 406x316 n° 2 mm. 446x316	315		230v/1/50Hz		R134a	95	380	266	Di serie di serie

Dati di collaudo • Test details • Détails d'essai • Prüfungsergebnisse • Datos de ensayo • MAX = (32°C - % U.R. 75)

Prezzi vedi LISTINO a pagina 44  
See PRICE LIST on page 44

PUB 150



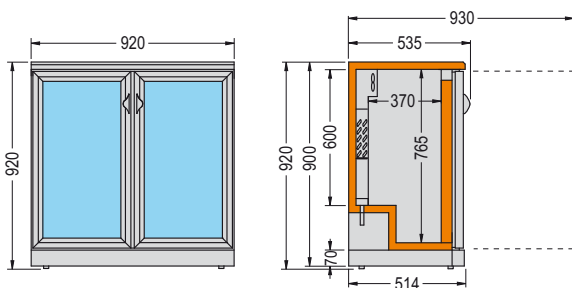
**FREE-STANDING & BUILD-IN VERSION**

La presa d'aria frontale permette di utilizzare questo modello libero o da incasso

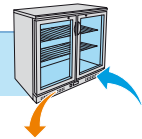
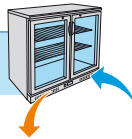
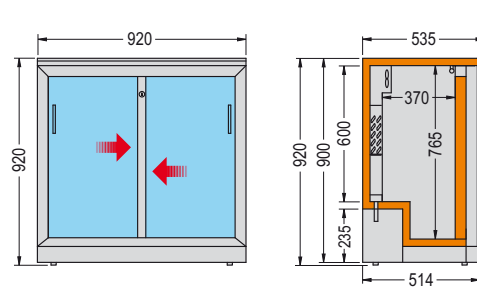
**Evaporazione acqua di sbrinamento**  
 Evaporation of defrost water  
 Evaporation eau de dégivrage  
 verdunsten des Auftauwassers  
 Evaporación agua descongelación



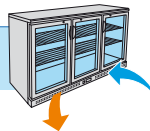
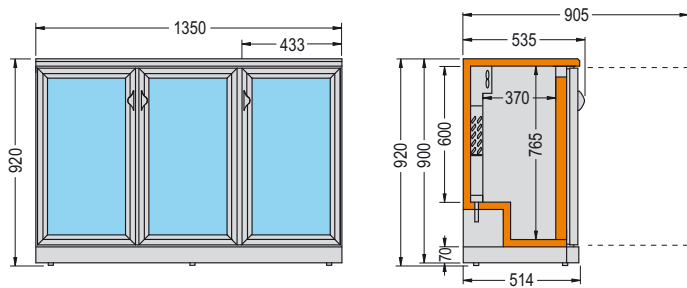
PUB 250



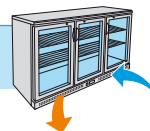
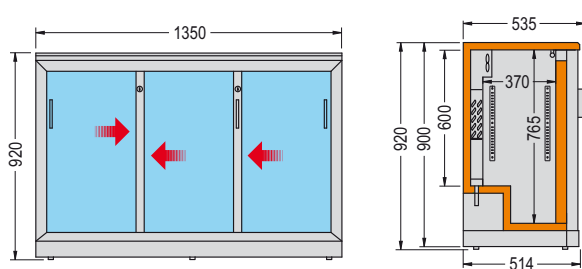
PUB 250 PS



PUB 315



PUB 315 PS



## EUROBAR 2P GLASS

Interruttore per lampada LED interna  
Switch for LEDs internal lamp

Serratura di serie  
Standard lock



Leds di serie  
LEDs standard

Centralina elettronica  
Electronic control panel



Interno in acciaio inox 430  
Inside in stainless steel 430

Colore standard  
Standard color



COD. 13

		°C	mm. (LxPxH)	lt.	<b>DI SERIE</b>	Watt					Kg.		
EUROBAR 2P Glass		+4/+10	1462x535x860	349	n° 4 mm. 430x395	280		230v/1/50Hz			R134a	100	Di serie LED di serie
EUROBAR 3P Glass		+4/+10	2002x535x860	536	n° 6 mm. 430x395 n° 2 mm. 335x95	280		230v/1/50Hz			R134a	125	Di serie LED di serie
EUROBAR 4P Glass		+4/+10	2542x535x860	698	n° 8 mm. 430x395 n° 4 mm. 335x95	440		230v/1/50Hz			R134a	150	Di serie LED di serie

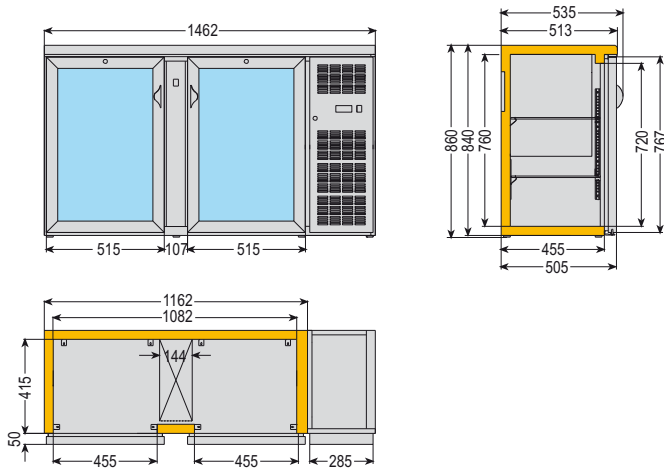
Dati di collaudo • Test details • Détails d'essai • Prüfungsergebnisse • Datos de ensayo • MAX = (32°C - % U.R. 75)



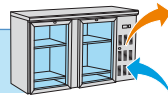
Prezzi vedi LISTINO a pagina 45  
See PRICE LIST on page 45



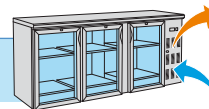
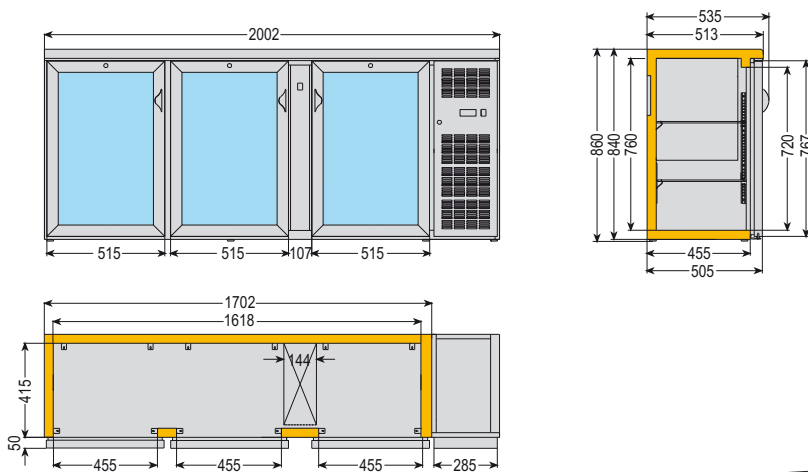
EUROBAR 2P GLASS



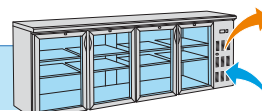
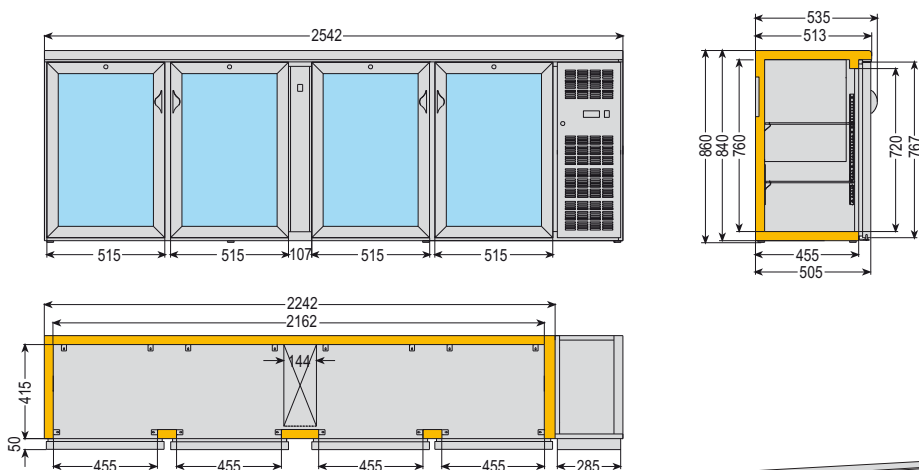
Ripiani acciaio inox 304,  
regolabili in altezza  
*Stainless steel 304, adjustable shelves*



EUROBAR 3P GLASS



EUROBAR 4P GLASS



## BBX 4V TOP GLASS

**DI SERIE/STANDARD:**

Cassetto neutro / Ambient drawer

**OPTIONAL:**Cassetto basculante per raccolta fondi caffè  
Coffee-grounds hopper instead of drawers

## BBX 4V TOP SG

**SG:** Disponibile in versione SG senza gruppo refrigerante

Available without refrigerating group, SG version

Disponible en version SG sans le group réfrigérant

Verfügbar in Version SG ohne gek. Gruppe

Disponible en version SG sin grupo refrigerador

**OPTIONALS:**Cassetti con guide telescopiche  
per composizioni a richiestaDrawers provided with telescopic  
guides for compositions on demand

1/2 x 2

1/3 x 3

1/3 + 2/3

Colore standard  
Standard color

COD. 08

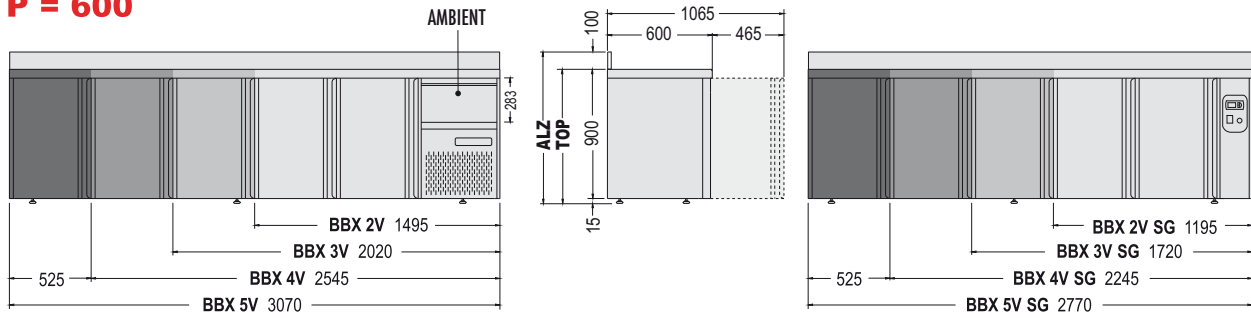
		TOP	ALZ												
		°C	mm. (LxPxH)	mm. (LxPxH)	Lt.	DI SERIE	Watt	H <sub>2</sub> O					Kg.		
BBX 2V Top		+4/+8	1495x600x915	1495x600x1015	340	n° 4 mm. 405x460	350	AUT	230v/1/50Hz	R134a	102	-	-		
BBX 3V Top		+4/+8	2020x600x915	2020x600x1015	540	n° 4 mm. 405x460 n° 2 mm. 405x525	396	AUT	230v/1/50Hz	R134a	133	-	-		
BBX 4V Top		+4/+8	2545x600x915	2545x600x1015	740	n° 4 mm. 405x460 n° 4 mm. 405x525	615	AUT	230v/1/50Hz	R134a	164	-	-		
BBX 5V Top		+4/+8	3070x600x915	3070x600x1015	940	n° 4 mm. 405x460 n° 6 mm. 405x525	615	AUT	230v/1/50Hz	R134a	195	-	-		

Dati di collaudo • Test details • Détails d'essai • Prüfungsergebnisse • Datos de ensayo • MAX = (30°C - % U.R. 55)

Prezzi vedi LISTINO a pagina 45  
See PRICE LIST on page 45

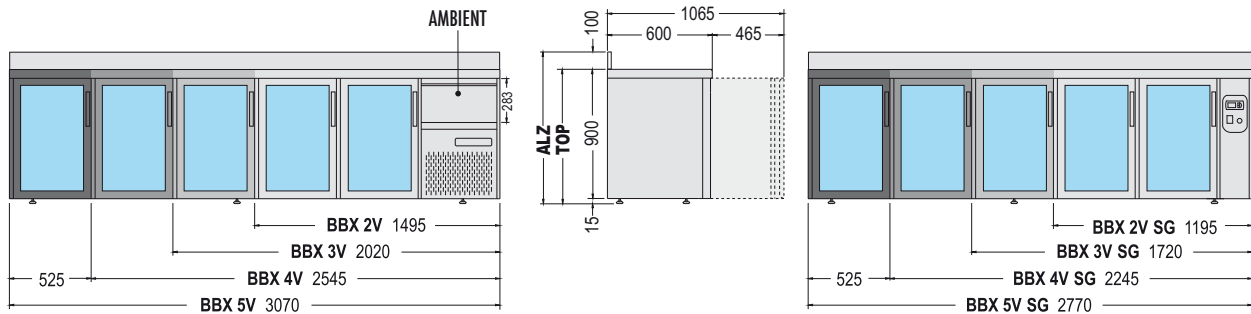
BBX

P = 600



BBX GLASS

P = 600



**Costruzione in acciaio inox AISI 304**  
 Construction in AISI 304 stainless steel  
 Construction en acier inox AISI 304  
 Gehäuse aus rostfreiem Stahl AISI 304  
 Construcción en acero inox AISI 304

**Piedini regolabili**  
 Adjustable feet  
 Pieds réglables  
 Verstellbare FüÙe  
 Patas regulables

**Porta con ritorno automatico, rimane aperta se supera i 90°, reversibile /**  
 Automatic return of door, remains open if exceeds 90° of opening, reversable /  
 Porte avec retour automatique, reste ouverte si dépasse 90° de ouverture, reversible /  
 Tuere mit automatischem Rueckgang, bleibt offen wenn es 90° ueberschreitet, umkehrbar /  
 Puerta con retorno automático, queda abierta si sobrepasa los 90° de apertura, reversible

			TOP	ALZ											
		°C	mm. (LxPxH)	mm. (LxPxH)	Lt.	DI SERIE	Watt	H <sub>2</sub> O					Kg.		
BBX 2V Top Glass		+4/+8	1495x600x915	1495x600x1015	340	n° 4 mm. 405x460	350	AUT	230v/1/50Hz		R134a	108	-	Neon di serie	
BBX 3V Top Glass		+4/+8	2020x600x915	2020x600x1015	540	n° 4 mm. 405x460 n° 2 mm. 405x525	396	AUT	230v/1/50Hz		R134a	138	-	Neon di serie	
BBX 4V Top Glass		+4/+8	2545x600x915	2545x600x1015	740	n° 4 mm. 405x460 n° 4 mm. 405x525	615	AUT	230v/1/50Hz		R134a	172	-	Neon di serie	
BBX 5V Top Glass		+4/+8	3070x600x915	3070x600x1015	940	n° 4 mm. 405x460 n° 6 mm. 405x525	615	AUT	230v/1/50Hz		R134a	204	-	Neon di serie	

Dati di collaudo • Test details • Détails d'essai • Prüfungsergebnisse • Datos de ensayo • MAX = (30°C - % U.R. 55)

Prezzi vedi LISTINO a pagina 45  
 See PRICE LIST on page 45



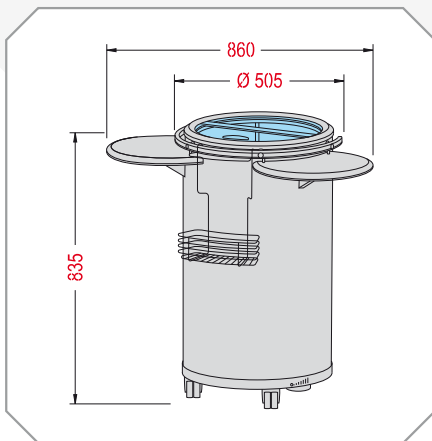


CC45 BLACK

**DI SERIE/  
STANDARD:**  
2 mensole in legno e  
1 cestello portaoggetti  
2 wooden tables and  
1 wire basket.

Esterno in lamiera zincata e verniciata.  
Interno in ABS  
*Externally made of zinc plated and  
varnished steel plate. Inside in ABS*  
Extérieur en tôle zinguée et vernis.  
Intérieur en ABS  
*Ausseres aus verzinktem und lackiertem  
Blech. Innenfläche aus ABS*  
Exterior en chapa cincada y barnizada.  
Interno de ABS

Termostato meccanico  
*Mechanical thermostat*  
Thermostat mécanique  
*Mechanischer Temperaturregler*  
Termóstato mecánico



Colore standard  
Standard color

COD. 13



	°C	mm. (LxPxH) - EXT	mm. (LxPxH) - INT	Lt.	Watt	% U.R.	DEFROST	230v/1/50Hz	R600	0,50 lt.	0,33 lt.	Kg.	-	-	
CC45 Black	+2/+8	Ø 505 x h. 835	Ø 370 x h. 400	45	100	60				32	44	24	-	-	

Dati di collaudo • Test details • Détails d'essai • Prüfungsergebnisse • Datos de ensayo • MAX = (30°C - % U.R. 55)

Prezzi vedi LISTINO a pagina 48  
See PRICE LIST on page 48



## PERLA 200 SG

Centralina elettronica / *Electronic control panel*  
 / Platine électronique / *Elektronisches Gehäuse*  
 / Central electrónica

Interruttore 2TV - 1TV + Interruttore luce  
*2TV - 1TV switch + Light switch*  
 Interrupteur 2TV - 1TV + Interrupteur de lumière  
*Schalter 2TV - 1TV + Lichtschalter*  
 Interruptor 2TV - 1TV + Interruptor luz



Ventilatore  
*Fan*  
 Ventilateur  
*Ventilator*  
 Ventilador



	UMC				UMC	UMC	UMC	UMC	UMC				
	°C	mm. (LxPxH)	lit.	DI SERIE	Watt	DEFROST				Kg.	0,75 lt.		
Perla 200 SG	+4/+10 +5/+16	960x350x800	200	n° 1 mm. 836x205	60		230v/1/50Hz		R134a	51	n° 40 Ø 75 mm.	-	di serie
Perla 250 SG	+4/+10 +5/+16	800x400x1075	250	n° 2 mm. 676x255	60		230v/1/50Hz		R134a	61	n° 72 Ø 75 mm.	-	di serie

Dati di collaudo • Test details • Détails d'essai • Prüfungsergebnisse • Datos de ensayo • MAX = (30°C - % U.R. 55)



Prezzi vedi LISTINO a pagina 48  
 See PRICE LIST on page 48

PERLA 250 SG



**PERLA 200 e 250 SG:**

SG: senza gruppo refrigerante  
 SG: without refrigerating group  
 SG: sans le group réfrigérant  
 SG: ohne gek. Gruppe  
 SG: sin grupo refrigerador

Colori standard  
 Standard colors

Colori optional  
 Optional colors



COD. 02



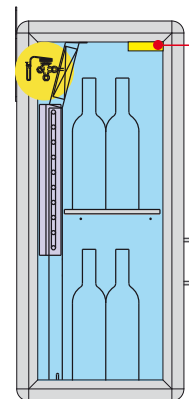
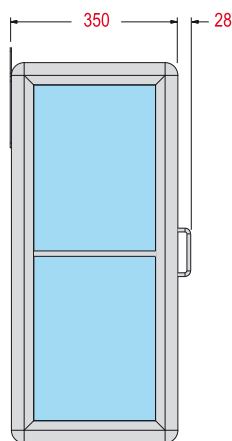
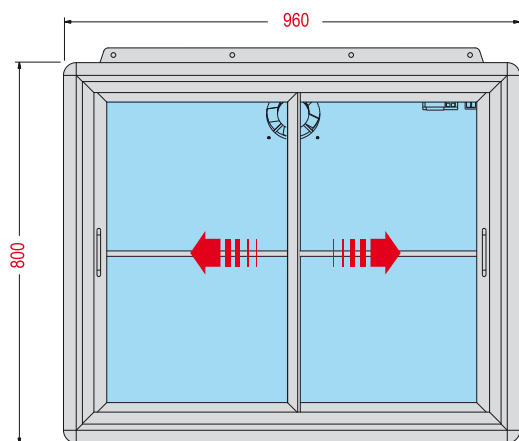
COD. 01



RAL



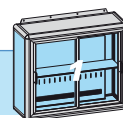
## PERLA 200 SG



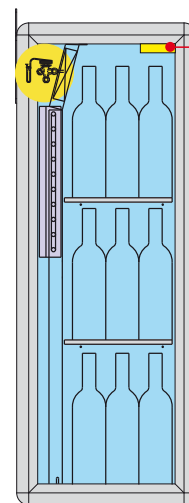
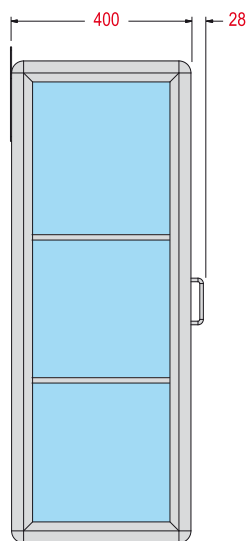
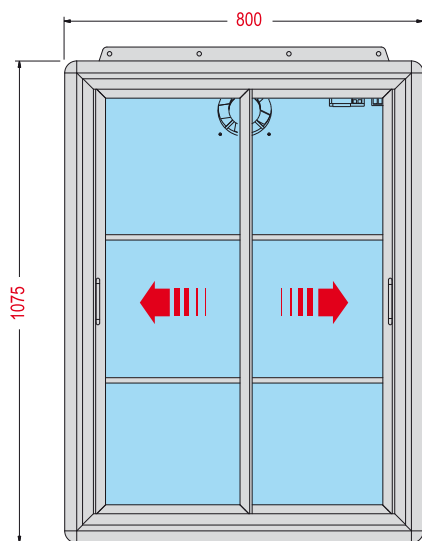
Plafoniera  
Roof lamp  
Plafonnier  
Deckenlampe  
Luz cenital  
(Watt 13)



Accessorio/Accessory:



## PERLA 250 SG



Plafoniera  
Roof lamp  
Plafonnier  
Deckenlampe  
Luz cenital  
(Watt 13)



Accessorio/Accessory:



## NB:

Vetrina vino **predisposta con valvola termostatica**. Il gruppo motore a distanza, se necessario, è da ordinare al momento dell'ordine.

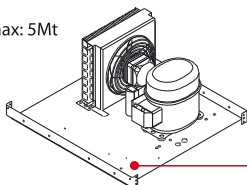
Wine showcase **prepared with thermostatic valve**. The remote motor unit, if necessary, must be requested when ordering.

Vitrine pour le vin **préparé avec vanne thermostatique**. Le bloc moteur à distance, si nécessaire, doit être demandé au moment de la commande.

Weinvintrine mit **Thermostatischesventil versehen**. Falls nötig, soll der entfernten Kompressoraggregat separat zusätzlich bestellt werden.

Vitrina para vino **predispuesta con válvula termostática**. La unidad de motor a distancia, si es necesario, se entrega bajo demanda en el momento del pedido.

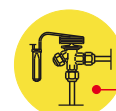
Lmax: 5Mt



Accessorio/Accessory:

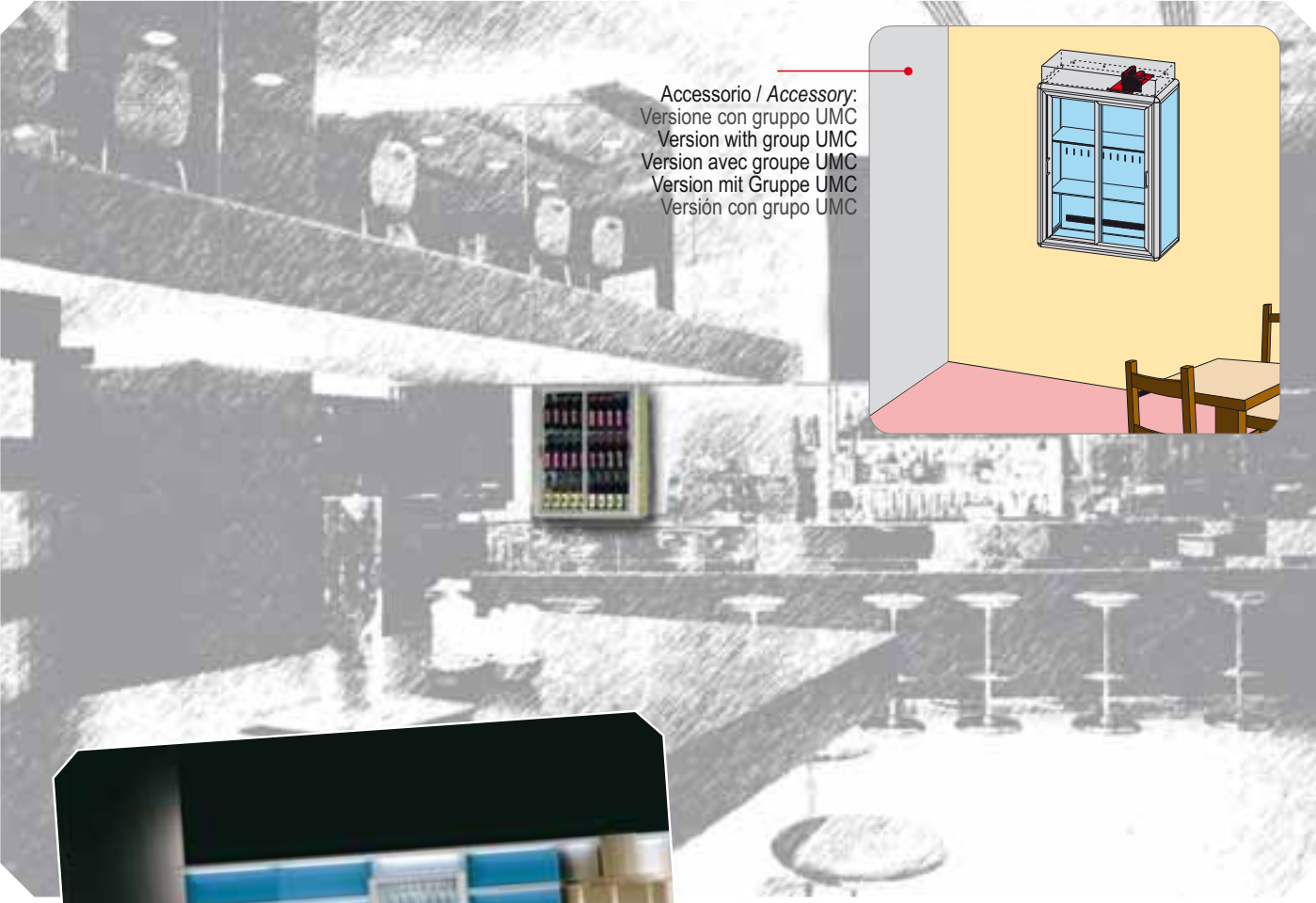
Gruppo UMC  
UMC group  
Groupe UMC  
Gruppe UMC  
Grupo UMC  
Watt 650

Sbrinamento  
Defrosting  
Dégivrage  
Enteisung  
Descongelación

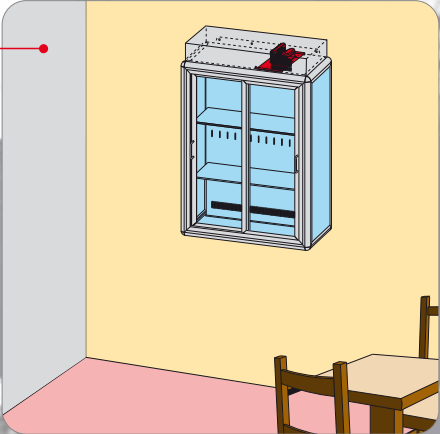


Valvola termostatica  
Thermal expansion valve  
Vanne thermostatique  
Thermostatisches Ventil  
Válvula termostática





Accessorio / Accessory:  
Versione con gruppo UMC  
Version with group UMC  
Version avec groupe UMC  
Version mit Gruppe UMC  
Versión con grupo UMC



## VKG 581 BLACK



Leds di serie  
LEDs standard



Termometro optional  
Optional thermometer  
Thermomètre optional  
Optional Thermometer  
Termometro optional

Colore standard  
Standard color



COD. 13



Serratura di serie  
Lock standard



Termometro meccanico esterno  
Mechanical external thermometer



Griglie in legno  
Wooden shelves



Vetri fumè con filtro anti-UV  
Smoked glass door with UV-filter

		°C	mm. (LxPxH)	Lt.	0,75 Lt.	DI SERIE	Watt	% U.R.	DEFROST			Kg.		
VKG 511 Black		+6/+16	595x595x1550	300	n° 86 Ø 75 mm.	n° 4 mm. 512x395	125	60		230v/1/50Hz		R600	66	Di serie LED di serie
VKG 581 Black		+6/+16	595x595x1850	355	n° 106 Ø 75 mm.	n° 5 mm. 512x395	125	60		230v/1/50Hz		R600	71	Di serie LED di serie

Dati di collaudo • Test details • Détails d'essai • Prüfungsergebnisse • Datos de ensayo • MAX = (30°C - % U.R. 55)



Prezzi vedi LISTINO a pagina 48  
See PRICE LIST on page 48
















CVKS 680 BLACK



CVKS 681 BLACK



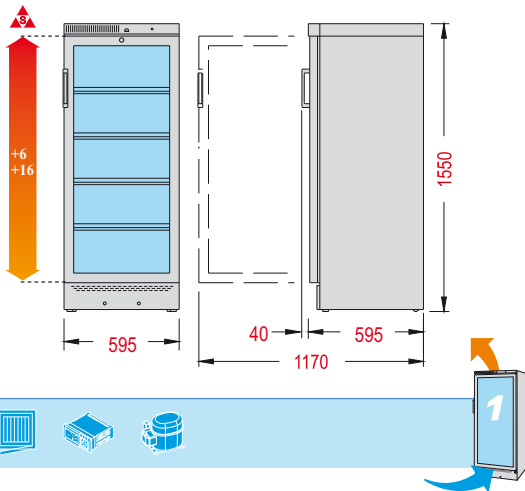
														
	°C	mm. (LxPxH)	Lt.	<b>DI SERIE</b>	Watt	% U.R.	DEFROST			0,75 lt.	Kg.			
CVKS 680 Black	+6/+16	600x632x1860	338	n° 5 mm. 510x395	125	60	AUTY	230v/1/50Hz	▲	R600a	n° 106 Ø 75 mm.	64	Di serie	Di serie
CVKS 681 Black	+6/+16	600x632x1860	341	n° 5 mm. 510x395	125	60	AUTY	230v/1/50Hz	▲	R600a	n° 106 Ø 75 mm.	62	Di serie	Di serie

Dati di collaudo • Test details • Détails d'essai • Prüfungsergebnisse • Datos de ensayo • MAX = (30°C - % U.R. 55)

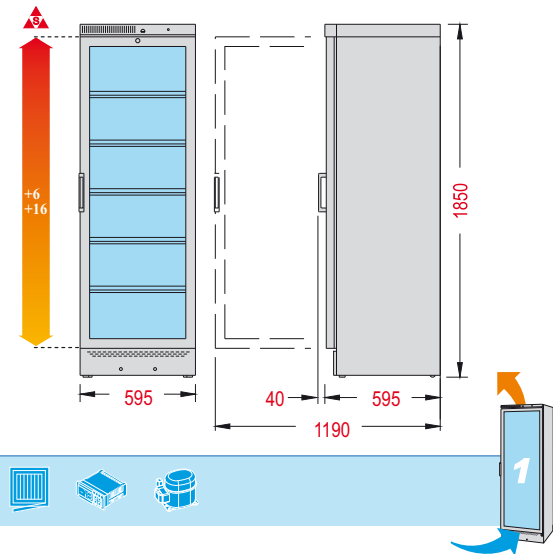


Prezzi vedi LISTINO a pagina 48  
See PRICE LIST on page 48

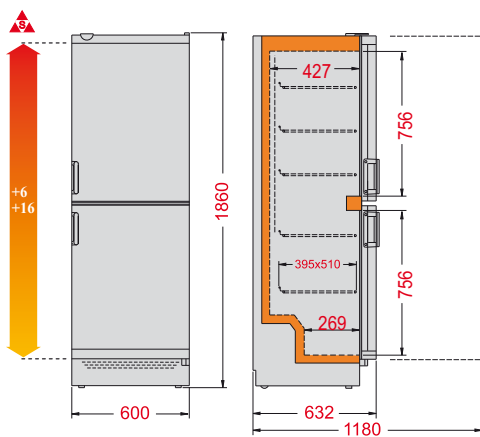
VKG 511 Black



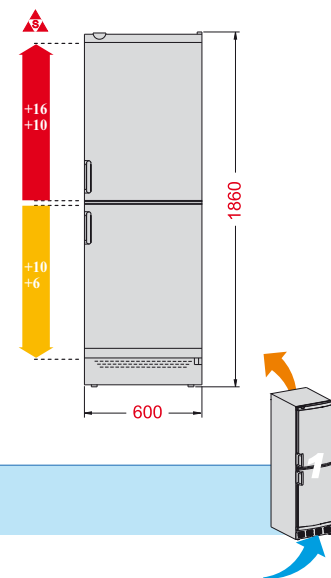
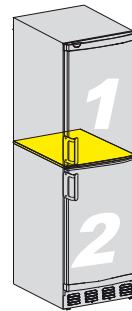
VKG 581 Black



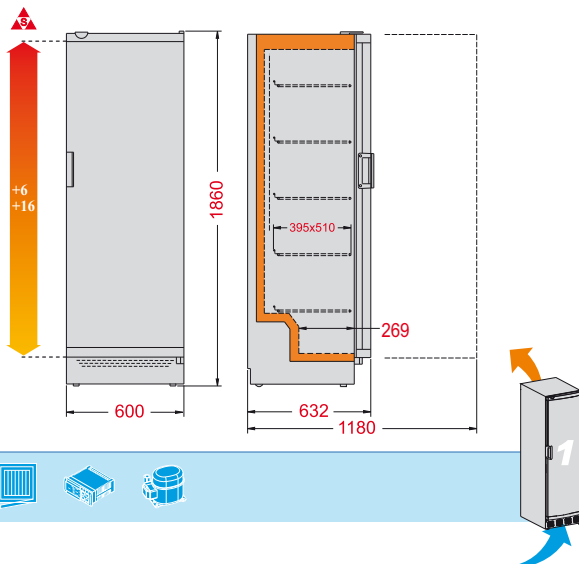
CVKS 680 Black



Optional: Piano divisorio  
 Optional: Dividing wall  
 Optional: Plan de partition  
 Optional: Trenfläche  
 Optional: Pared divisoria



CVKS 681 Black



**WINE 32 - WINE 32/1 - WINE 38 - WINE 155 - WINE 185 - WINE COLLECTION 185 - WINE 185 FG:**

**Dispositivo interno a carboni attivi che elimina i cattivi odori**  
 Internal filters with active carbons to avoid the bad smells  
 Filtre interne à charbons actifs pur éviter les mauvaises odeurs  
 Innere Aktivkohle das Ueble Gerueche beseitigt  
 Filtro con carbon activos para eliminar los mal olores

**Tabella temperature consigliate per la conservazione dei vini**

Recommended wines serving temperatures schedule / Liste des températures conseillées pour la conservation des vins / Temperatur Empfohlen Tabelle fuer Hattbarmachung von Wein / Tabla de temperaturas recomendadas para la conservacion de vinos

<b>+18 °C</b>	Vini rossi, corposi, maturi come: Heavy , full-bodied and mature red wines such as: Vins rouges, pleins, murs comme: Rote vollmundige, reife Weine als: Vinos tintos, anejos, de cuerpo como:	Rhone, Bordeaux grand cru, barolo, Rioja Gran Reserva / Rhones, Bordeaux Grand Cru Classés, Barolos, Rioja Grand Reservas / Rhone, Bordeaux Grand Cru Classés, Barol, Rioja Gran Reserve / Rhone, Bordeaux grand cru Classés, Barol, Rioja Grand Reservas / Rhone, Bordeaux grand cru classés, Barolo, Rioja Grand Reservas	
<b>+16°/+17°C</b>	Giovani e promettenti vini rossi come: Young, promising red wines such as: Vins rouges jeunes et légers comme: Junge, rote weine als: Vinos tintos joven como:	Burgundies, Pomerols, St. Emillions, Chianti, Barbaresco / Burgundies, Pomerols, St. Emillions, Chianti, Barbarescos / Burgundies, Pomerols, Pomerols, St. Emillions, Chianti, Barbaresco / Burgundies, Pomerols, St. Emillions, Chiantis, Barbaresco / Burgundies, Pomerols, St. Emillions, Chiantis, Barbarescos	
<b>+14°/+15°C</b>	Vini rossi giovani chiari come: Light, young red wines such as: Vins rouges jeunes et légers comme: Rote, leichte und junge Weine als: Vinos tintos joven y leves como:	il Beaujolais e Pinot Nero Beaujolais and ordinary Pinot noirs le Beaujolais et Pinot noirs Beaujolais und Pinot noirs Beaujolais y Pinot Nero	
<b>+12°/+13°C</b>	Vini bianchi corposi / Full-bodied white wines Vins pleins blancs / Weisse, Vollmundige Weine Vinos blancos de cuerpo  Champagne invecchiati e i migliori vini da dessert Vintage Champagnes and the best dessert wines Champagnes vintage et les meilleurs vins pour dessert Lagernde Champagnes und die beste Weine fuer desserts Champagnes vintage y los mejores vinos para dessert	Chardonnays, Burgundies  Sauternes, Eisweins	
<b>+10°/+11°C</b>	Vini bianchi pieni e frizzanti Heavy white and sparkling wines Vins pleins et pétillants Weisse prickelnde, Vollmundige Weine Vinos blancos lenos y espumosos	Champagnes	
<b>+8°/+9°C</b>	Vini bianchi leggeri chiari e vini frizzanti Light white and sparkling wines Vins blancs légers et vins pétillants Leichte Weisse und prickelnde Weine Vinos blancos leves claros y vinos espumosos		

**MULTI**  
Temperatura

**MONO**  
Temperatura

SI



+5 / +35 °C

Winter position: questi frigoriferi funzionano con una temperatura ambiente che va da +5 a +35°C  
 Winter position: these refrigerated cabinets function with an ambient temperature from +5 to +35°C / Winter position: ces armoires réfrigérées fonctionnent à l'ambiance de +5 à +35°C / Winter position: diese Kuehlschraenke funktionieren mit einer Raumtemperatur das von +5 auf +35°C geht / Winter position: estos armarios refrigerados marchano con una temperatura ambiente de +5 a +35°C

NO

< +5 °C  
> +38 °C

Non funzionano con temperature ambiente inferiori a +5 o superiori a +38°C  
 They don't function with an ambient temperature less than +5°C or more than +38°C / Ne fonctionnent pas avec une temperature ambiente avec moins de +5°C ou plus de +38°C / Diese funktionieren nicht mit Raumtemperatur niedriger als +5°C oder hoeher als +38°C / No marchano con una temperatura ambiente inferior a +5°C o superior a +38°C



WINE 32



Leds di serie  
LEDs standard

Display digitale della temperatura  
Digital temperature display

Centralina elettronica  
Electronic temperature control



WINE 32/1



Elegante maniglia in alluminio  
Stylish aluminum handle

Griglie a filo in acciaio  
con inserto legno  
Wire steel shelves with  
wood insert

Colore standard  
Standard color



COD. 13



Vetri fumè con filtro anti-UV  
Smoked glass door with UV-filter

		°C	mm. (LxPxH)	Lt.	DI SERIE	Watt	% U.R.	DEFROST			0,75 lt.	Kg.		
Wine 32		Comparto SUPERIORE: +5/+10 Comparto INFERIORE: +10/+18	493x625x830	106	n° 4 mm. 418x426 n° 2 mm. 413x288	96	60	AUTY	230v/1/50Hz	R600a	n° 32 (14+18)	40	-	LED di serie
Wine 32/1		+2/+10	493x625x830	106	n° 2 mm. 418x426 n° 1 mm. 413x288	96	60	AUTY	230v/1/50Hz	R600a	n° 32 Ø 75 mm.	40	-	LED di serie

Dati di collaudo • Test details • Détails d'essai • Prüfungsergebnisse • Datos de ensayo • MAX = (25°C - % U.R. 60)

Prezzi vedi LISTINO a pagina 48  
See PRICE LIST on page 48



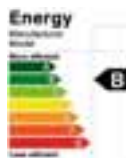
**BUILT-IN &  
Free standing!**

WINE 38



**DUAL  
TEMPERATURE**

Griglie a filo in acciaio  
con inserto legno  
*Wire steel shelves with  
wood insert*



Display digitale della temperatura  
*Digital temperature display*

Centralina elettronica  
*Electronic temperature control*



Leds di serie  
*LEDs standard*

WINE 155 BLACK

**VETRINA CLIMATIZZATA!  
CONDITIONED WINE CABINET!**



**WINE 155 BLACK:**

**ACCESSORIO/ACCESSORY**

Guide telescopiche / *Sliding shelves*  
Clayettes coulissantes / *Schiebeböden*  
Estantes corredizo



**WINE 155 BLACK:**

**ACCESSORIO/ACCESSORY**

Griglia inclinata 45° / *Inclined grate 45°*  
Grille inclinée à 45° / *45° geneigt Gitter*  
Rejilla inclinada 45°



Colore standard  
*Standard color*



COD. 13



Vetri fumè con filtro anti-UV  
*Smoked glass door with UV-filter*

**WINE 155 BLACK:**

**ACCESSORIO/ACCESSORY**

Termometro / *Thermometer*  
Thermomètre / *Thermometer* / Termometro



		°C	mm. (LxPxH)	Lt.	DI SERIE	Watt	% U.R.	DEFROST			Kg.	0,75 lt.		
Wine 38		+5/+18 +5/+18	600x610x820	140	n° 10 mm. 216x430 n° 2 mm. 204x300	110	60		230v/1/50Hz		R600a	53	n° 19+19 Ø 75 mm.	LED di serie
Wine 155 Black		+5/+22	600x670x1560	298	n° 3 mm. 520x440 n° 1 mm. 520x360 n° 1 mm. 520x230	170	60		230v/1/50Hz		R600a	70	n° 146 Ø 75 mm.	Di serie LED di serie

Dati di collaudo • Test details • Détails d'essai • Prüfungsergebnisse • Datos de ensayo • MAX = (25°C - % U.R. 60)

Prezzi vedi LISTINO a pagina 48-49  
See PRICE LIST on page 48-49





**VETRINE CLIMATIZZATE!  
CONDITIONED WINE CABINETS!**

## WINE 185



### ACCESSORIO/ACCESSORY:

Guide telescopiche  
Sliding shelves  
Clayettes coulissantes  
Schiebeböden  
Estantes corredizo

### ACCESSORIO/ ACCESSORY:

Griglia inclinata 45°  
Inclined grate 45°  
Grille inclinée à 45°  
45° geneigt Gitter  
Rejilla inclinada 45°



## WINE 185 BLACK



Colore standard  
Standard color



COD. 34



Vetri fumè con filtro anti-UV  
Smoked glass door with UV-filter

**Mono  
&  
Multi °C**

Colore standard  
Standard color

COD. 13

		°C	mm. (LxPxH)	Lt.	DI SERIE	Watt	% U.R.	DEFROST			0,75 lt.	Kg.		
Wine 185		+5/+22	600x670x1860	368	n° 5 mm. 520x440 n° 1 mm. 520x360	170	60		230v/1/50Hz		n° 191 Ø 75 mm.	83	Di serie	LED di serie
Wine 185 Black		+5/+22	600x670x1860	368	n° 5 mm. 520x440 n° 1 mm. 520x360	170	60		230v/1/50Hz		n° 191 Ø 75 mm.	83	Di serie	LED di serie

Dati di collaudo • Test details • Détails d'essai • Prüfungsergebnisse • Datos de ensayo • MAX = (30°C - % U.R. 55)



Prezzi vedi LISTINO a pagina 49  
See PRICE LIST on page 49

VETRINA CLIMATIZZATA!  
CONDITIONED WINE CABINET!

WINE COLLECTION 185

Mono  
&  
Multi °C



**ACCESSORIO/ACCESSORY:**  
Termometro / Thermometer  
Thermomètre / Thermometer  
Termometro



**ACCESSORIO/ACCESSORY:**  
Griglia inclinata 45°  
Inclined grate 45°  
Grille inclinée à 45°  
45° geneigt Gitter  
Rejilla inclinada 45°



Vetri fumè con filtro anti-UV  
Smoked glass door with UV-filter

Colori standard  
Standard colors



Colori optional  
Optional colors



	°C	mm. (LxPxH)	Lt.	<b>DI SERIE</b>	Watt	% U.R.	DEFROST				0,75 lt.	Kg.		
Wine Collection 185	+5/+22	615x637x1860	395	n° 5 mm. 520x440 n° 1 mm. 520x360	170	60		230v/1/50Hz		R600a	n° 113 Ø 75 mm.	118	Di serie	LED di serie

Dati di collaudo • Test details • Détails d'essai • Prüfungsergebnisse • Datos de ensayo • MAX = (30°C - % U.R. 55)

Prezzi vedi LISTINO a pagina 49  
See PRICE LIST on page 49



**VETRINA CLIMATIZZATA!  
CONDITIONED WINE CABINET!**

WINE 185 FG

NEW

**ACCESSORIO/ACCESSORY:**

Guide telescopiche  
Sliding shelves

**ACCESSORIO/ACCESSORY:**

Griglia espositiva inclinata 45°  
Display shelf inclined 45°



Esclusiva vetrina vino,  
interamente in vetro  
Exclusive full glass wine  
cabinet

Compressore a bassa  
vibrazione e filtro a  
carboni  
Low vibration compressor  
and charcoal filter



Colore standard  
Standard color

COD. 13



Vetri fumè con filtro anti-UV  
Smoked glass door with UV-filter



°C



mm. (LxPxH)



Lt.

**DI SERIE**

Watt

H<sub>2</sub>O

230v/1/50Hz



R600a



0,75 lt.



Kg.



Di serie



LED di serie

n° 5 mm. 520x440  
n° 1 mm. 520x360

170

AUT

230v/1/50Hz

R600a

n° 191

Ø 75 mm.

87

Di serie

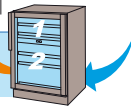
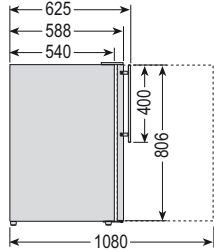
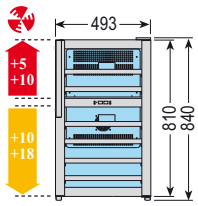
LED di serie

Dati di collaudo • Test details • Détails d'essai • Prüfungsergebnisse • Datos de ensayo • MAX = (30°C - % U.R. 55)

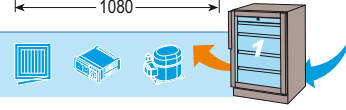
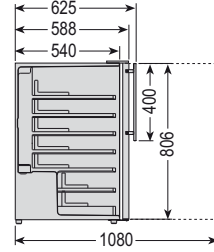
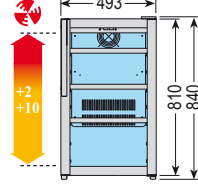
Prezzi vedi LISTINO a pagina 49  
See PRICE LIST on page 49

WINE 32

Mono & Multi °C

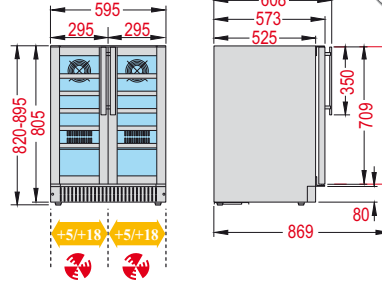


WINE 32/1



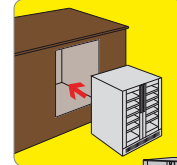
WINE 38

Mono & Multi °C



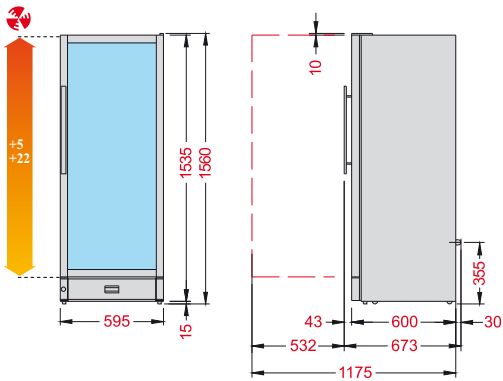
FREE-STANDING & BUILD-IN VERSION

La presa d'aria frontale permette di utilizzare questo modello libero o da incasso



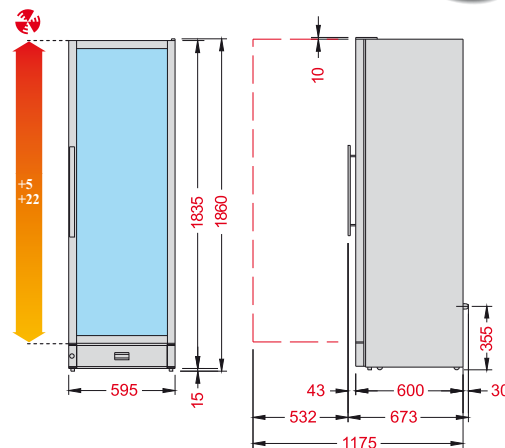
WINE 155 BLACK

Mono & Multi °C




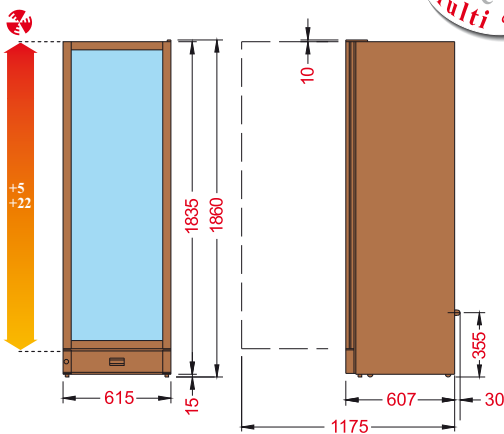
WINE 185  
WINE 185 BLACK

Mono & Multi °C



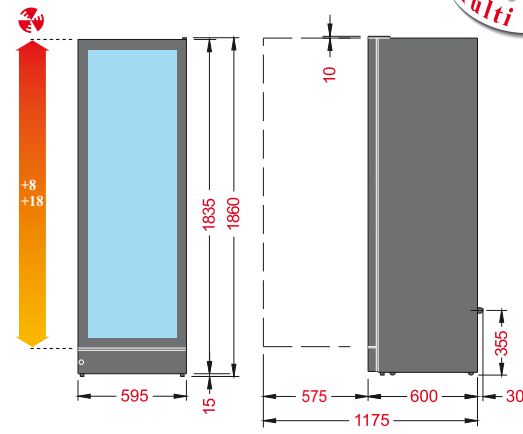
WINE COLLECTION 185

Mono & Multi °C



WINE 185 FG

Mono & Multi °C





# SOMMELIER 18

Questo modello di cantinetta per vino di piccole dimensioni con funzionamento a compressore è stato pensato esclusivamente da incasso, ideale anche per uso domestico. Il suo elegante design nero lucido si adatta ad ogni tipo di arredamento.

*This small wine showcase model with compressor has been created exclusively to be built in , perfect also for domestic use. Its elegant bright black design is suitable for each kind of furnishing.*





Elegante maniglia in acciaio satinato  
Elegant brushed stainless steel handle



Vetri fumè con filtro anti-UV  
Smoked glass door with UV-filter  
Griglie telescopiche in legno  
Wooden sliding shelves  
Porta reversibile  
Reversible door

SOMMELIER 18



LEDs blu di serie  
Blue LEDs standard  
Display digitale della temperatura  
Digital temperature display  
Centralina elettronica  
Electronic temperature control

Colore standard  
Standard color



Consumo: solo 1,63 Kw/24h  
Power consumption: only 1.63 kW/24h

SOMMELIER 43/1



DI SERIE / STANDARD:  
Griglie telescopiche  
in legno di faggio  
Beech wooden sliding shelves

Colore standard  
Standard color



Vetri fumè con filtro anti-UV  
Smoked glass door with UV-filter  
Porta NON reversibile  
NOT reversible door



		°C	mm. (LxPxH)	Lt.	DI SERIE	Watt	H <sub>2</sub> O			0,75 lt.	Kg.		
NEW Sommelier 18		+3/+22	590x596x455	50	n° 3 mm. 450x340	68	no frost	AUT	230v/1/50Hz	R600a	n° 18 Ø 75 mm.	21	LED di serie
NEW Sommelier 43/1		+3/+22	595x580x814	142	n° 4 mm. 480x440 n° 1 mm. 480x325	100		AUT	230v/1/50Hz	R600a	n° 51 Ø 75 mm.	40	LED di serie

Dati di collaudo • Test details • Détails d'essai • Prüfungsergebnisse • Datos de ensayo • MAX = (25°C - % U.R. 60)

Prezzi vedi LISTINO a pagina 49  
See PRICE LIST on page 49





# SOMMELIER 43



## SOMMELIER 43

NEW



**BUILT-IN & Free standing!**



**DI SERIE / STANDARD:**

Griglie telescopiche in legno di faggio  
Beech wooden sliding shelves

Colore standard  
Standard color



COD. 13

Vetri fumè con filtro anti-UV  
Smoked glass door with UV-filter



Porta NON reversibile  
NOT reversible door



## SOMMELIER 63

NEW




Pulsanti in alluminio, robusti e durevoli  
Aluminum button, sturdy and durable



**DI SERIE / STANDARD:**

Griglie telescopiche in legno di faggio  
Beech wooden sliding shelves



Vetrina vino 2 scomparti con temperature regolabili indipendentemente  
Dual zone wine cabinet with temperatures independently adjustable



Vetri fumè con filtro anti-UV  
Smoked glass door with UV-filter

Porta reversibile  
Reversible door

Serratura con chiave a brugola di serie  
Lock with Allen key standard

Colore standard  
Standard color



COD. 13

		°C	mm. (LxPxH)	Lt.	DI SERIE	Watt	H <sub>2</sub> O				0,75 lt.	Kg.	
NEW Sommelier 43		COMPARTO SUPERIORE: +3/+10 COMPARTO INFERIORE: +10/+22	595x580x814	130	n° 5 mm. 500x440	100	AUT	230v/1/50Hz	R600a	n° 40 Ø 75 mm.	42	-	LED di serie
NEW Sommelier 63		COMPARTO SUPERIORE: +3/+10 COMPARTO INFERIORE: +10/+22	595x580x1020	190	n° 7 mm. 492x440	120	AUT	230v/1/50Hz	R600a	n° 66 Ø 75 mm.	53	Di serie	LED di serie

Dati di collaudo • Test details • Détails d'essai • Prüfungsergebnisse • Datos de ensayo • MAX = (25°C - % U.R. 60)

Prezzi vedi LISTINO a pagina 49  
See PRICE LIST on page 49



SOMMELIER 301

NEW

MONO  
TEMPERATURE

LEDs blu di serie  
Blue LEDs standard  
Display digitale della temperatura  
Digital temperature display



SOMMELIER 302

NEW

DUAL  
TEMPERATURE**ACCESSORIO/ACCESSORY:**

Griglia espositiva inclinata  
Inclined display shelf

**DI SERIE / STANDARD:**

Griglie telescopiche in legno  
Wooden sliding shelves

Sommelier 301: n° 7

Sommelier 302: n° 6

**OPTIONAL / OPTIONAL:**

Sommelier 301: + MAX n° 7

Sommelier 302: + MAX n° 7



Vetri fumè con filtro anti-UV  
Smoked glass door with UV-filter

Porta reversibile  
Reversible door

Centralina elettronica  
Electronic temperature control

Serratura con chiave a brugola di serie  
Lock with Allen key standard

Colore standard  
Standard color

COD. 13

		°C	mm. (LxPxH)	Lt.	DI SERIE	Watt	H <sub>2</sub> O			0,75 lt.	Kg.		
NEW	Sommelier 301	+3/+22	595x580x1590	270	n° 6 mm. 500x400 n° 1 mm. 500x325	170	AUT	230v/1/50Hz	R600a	n° 129 Ø 75 mm.	76	Di serie	LED di serie
NEW	Sommelier 302	COMPARTO SUPERIORE: +3/+10 COMPARTO INFERIORE: +10/+22	595x580x1590	270	n° 5 mm. 500x400 n° 1 mm. 500x325	170	AUT	230v/1/50Hz	R600a	n° 120 Ø 75 mm.	76	Di serie	LED di serie

Dati di collaudo • Test details • Détails d'essai • Prüfungsergebnisse • Datos de ensayo • MAX = (25°C - % U.R. 60)

Prezzi vedi LISTINO a pagina 49-50  
See PRICE LIST on page 49-50

SOMMELIER 481



Serratura con chiave a brugola di serie  
Lock with Allen key standard

**DI SERIE / STANDARD:**  
Griglie telescopiche in legno  
Wooden sliding shelves  
Sommelier 481: n° 8  
Sommelier 482: n° 8


**OPTIONAL / OPTIONAL:**  
Sommelier 481: + MAX n° 9  
Sommelier 482: + MAX n° 8



LEDs blu di serie  
Blue LEDs standard  
Display digitale della temperatura  
Digital temperature display  
Centralina elettronica  
Electronic temperature control



SOMMELIER 482



Vetrina vino 2 scomparti con temperature regolabili singolarmente  
Wine cabinet dual zone with temperatures singularly adjustable

Colore standard  
Standard color



COD. 13



Vetri fumè con filtro anti-UV  
Smoked glass door with UV-filter

Porta reversibile  
Reversible door

		°C	mm. (LxPxH)	Lt.	DI SERIE	Watt	% U.R.	DEFROST			0,75 lt.	Kg.		
Sommelier 481		+3/+22	595x680x1840	480	n° 8 mm. 506x535	170	60		230v/1/50Hz		n° 192 Ø 75 mm.	90	Di serie	LED di serie
Sommelier 482		Comparto SUPERIORE: +3/+10 Comparto INFERIORE: +10/+22	595x680x1840	480	n° 8 mm. 506x535	170	60		230v/1/50Hz		n° 181 Ø 75 mm.	90	Di serie	LED di serie

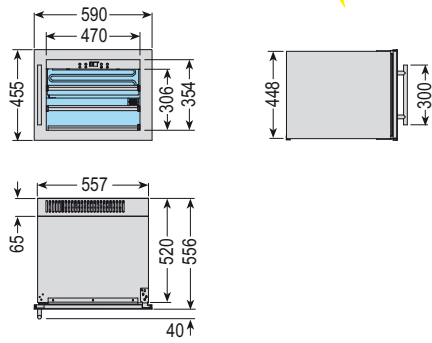
Dati di collaudo • Test details • Détails d'essai • Prüfungsergebnisse • Datos de ensayo • MAX = (25°C - % U.R. 60)

Prezzi vedi LISTINO a pagina 50  
See PRICE LIST on page 50

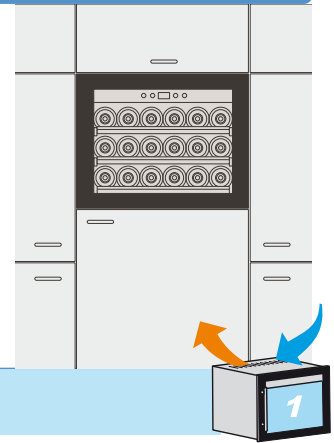
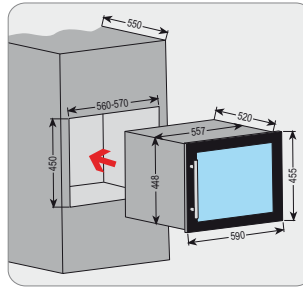


SOMMELIER 18

NEW



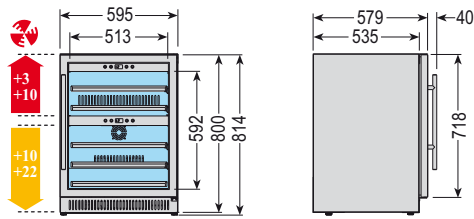
BUILT-IN VERSION



SOMMELIER 43

NEW

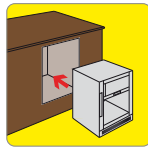
Mono & Multi °C



**NB:** Settare la temperatura del comparto superiore, sempre più bassa rispetto al comparto inferiore.  
*Setting temperature of upper zone, always lower than down zone.*

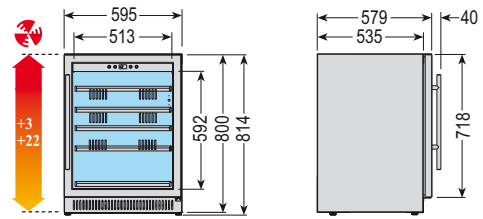
FREE-STANDING & BUILD-IN VERSION

La presa d'aria frontale permette di utilizzare questo modello libero o da incasso



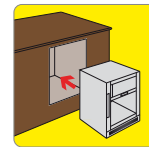
SOMMELIER 43/1

NEW



FREE-STANDING & BUILD-IN VERSION

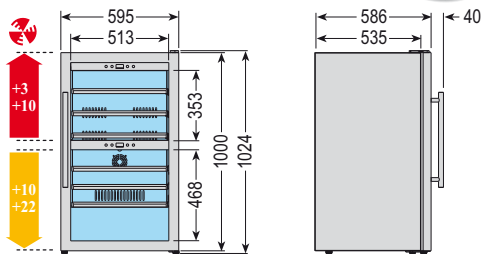
La presa d'aria frontale permette di utilizzare questo modello libero o da incasso



SOMMELIER 63

NEW

Mono & Multi °C



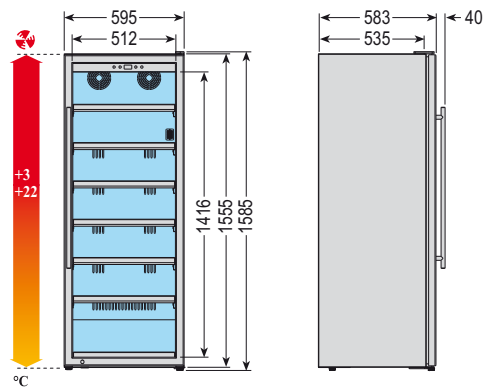
**NB:** Settare la temperatura del comparto superiore, sempre più bassa rispetto al comparto inferiore.  
*Setting temperature of upper zone, always lower than down zone.*

**OPTIONAL:** Porta invertita da ordinare al momento dell'acquisto  
*Reversed door to order when buying*



SOMMELIER 301

NEW



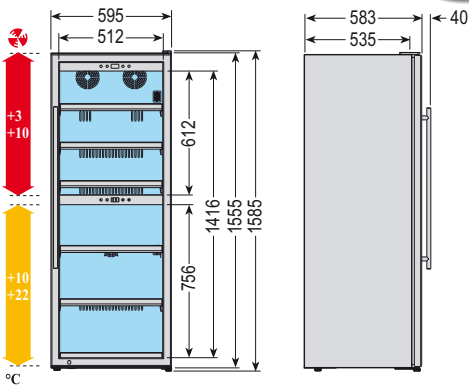
**OPTIONAL:** Porta invertita da ordinare al momento dell'acquisto  
*Reversed door to order when buying*

**OPTIONAL:** Griglie telescopiche in legno  
*Wooden sliding shelves*  
MAX n° 7





**SOMMELIER 302** ★ NEW Mono & Multi °C

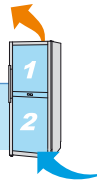


**NB:** Settare la temperatura del comparto superiore, sempre più bassa rispetto al comparto inferiore.  
*Setting temperature of upper zone, always lower than down zone.*

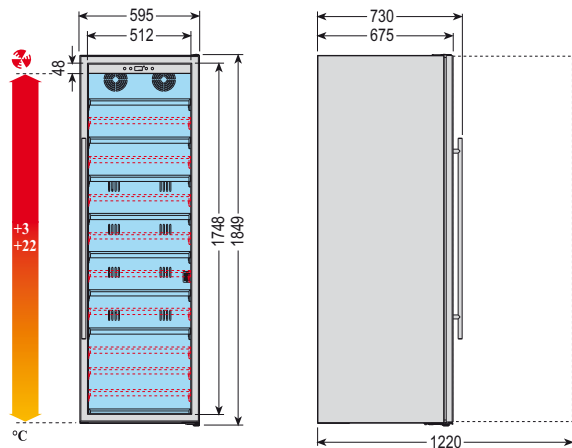
**OPTIONAL:**

Porta invertita da ordinare al momento dell'acquisto  
*Reversed door to order when buying*

**OPTIONAL:**  
 Griglie telescopiche in legno  
*Wooden sliding shelves*  
**MAX n°7**



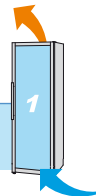
**SOMMELIER 481**



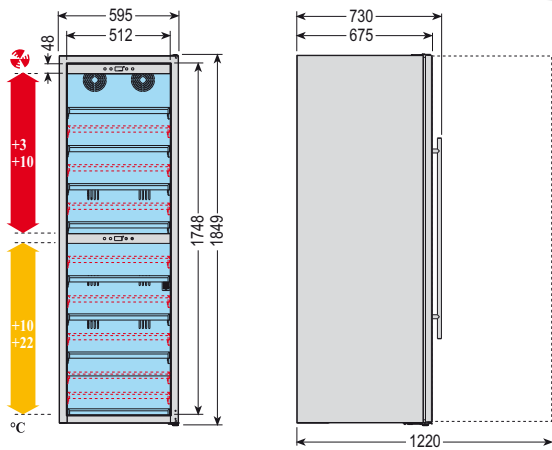
**OPTIONAL:**

Porta invertita da ordinare al momento dell'acquisto  
*Reversed door to order when buying*

**OPTIONAL:**  
 Griglie telescopiche in legno  
*Wooden sliding shelves*  
**MAX n° 9**



**SOMMELIER 482**

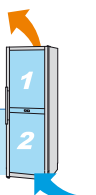


**NB:** Settare la temperatura del comparto superiore, sempre più bassa rispetto al comparto inferiore.  
*Setting temperature of upper zone, always lower than down zone.*

**OPTIONAL:**

Porta invertita da ordinare al momento dell'acquisto  
*Reversed door to order when buying*

**OPTIONAL:**  
 Griglie telescopiche in legno  
*Wooden sliding shelves*  
**MAX n° 8**



ENOTEC 340 (3TV)



ENOTEC 340 (1TV-P)



	°C	mm. (LxPxH)	Lt.	<b>DI SERIE</b>	Watt	% U.R.	DEFROST				0,75 lt.	Kg.		
Enotec 340 (1TV)	+5/+18	595x711x1810	340	n° 3 mm. 450x526	600	65		230v/1/50Hz		R404a	n° 90 Ø 75 mm.	112	Optional	LED di serie
Enotec 340 (3TV)	+5/+9/+18	595x711x1810	340	n° 3 mm. 450x526	600	65		230v/1/50Hz		R404a	n° 90 Ø 75 mm.	112	Optional	LED di serie
Enotec 340 (1TV-P)	+5/+18	595x711x1810	340	n° 3 mm. 470x526	600	65		230v/1/50Hz		R404a	n° 90 Ø 75 mm.	112	Optional	LED di serie

Dati di collaudo • Test details • Détails d'essai • Prüfungsergebnisse • Datos de ensayo • MAX = (30°C - % U.R. 55)



Prezzi vedi LISTINO a pagina 50  
See PRICE LIST on page 50

ENOTEC 340 (1TV)



**Cod. 01**

Colore Optional / Optional colour / Couleur Optionnel / Extrafarbe  
Color extras



**Cod. 02**

Colore Optional / Optional colour / Couleur Optionnel / Extrafarbe  
Color extras



Printatura colori legno standard  
Standard decoration wood colors



COD. 04

COD. 05

RAL

Colori optional  
Optional colors



COD. 02

COD. 01



ENOTEC 680 (1TV)



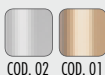
ENOTEC 680 (1TV-P)



Printatura colori legno standard  
Standard decotation wood colors



Colori optional  
Optional colors



		°C	mm. (LxPxH)	Lt.	<b>DI SERIE</b>	Watt	% U.R.	REFRIG.				0,75 lt.	Kg.		
Enotec 680 (1TV)		+5/+18	1000x711x1810	680	n° 3 mm. 450x929	700	65		230v/1/50Hz		R134a	n° 180 Ø 75 mm.	168	Optional	LED di serie
Enotec 680 (3TV)		+5/+9/+18	1000x711x1810	680	n° 3 mm. 450x929	700	65		230v/1/50Hz		R134a	n° 180 Ø 75 mm.	168	Optional	LED di serie
Enotec 680 (1TV-P)		+5/+18	1000x711x1810	680	n° 3 mm. 460x929	700	65		230v/1/50Hz		R134a	n° 180 Ø 75 mm.	168	Optional	LED di serie

Dati di collaudo • Test details • Détails d'essai • Prüfungsergebnisse • Datos de ensayo • MAX = (30°C - % U.R. 55)



Prezzi vedi LISTINO a pagina 50  
See PRICE LIST on page 50



ENOTEC 680 (9TV)



ENOPRESTIGE - GROTTA - BODEGA - CANTINETTA - MAXICANTINETTA  
EUROWINE - CREATIVE - DUCALE



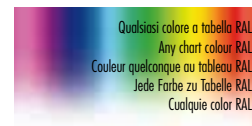
Cod. 04



Cod. 05

Legno grezzo non trattato (da verniciare)  
Untreated raw wood (to be painted)  
Bois brut non traité (être peint)  
Unbehandelte Rohholz (aus Lack)  
Madera cruda no tratados (Para ser pintados)

Cod. 07



RAL

Qualsiasi colore a tabella RAL  
Any chart colour RAL  
Couleur quelconque au tableau RAL  
Jede Farbe zu Tabelle RAL  
Cualquier color RAL

Legno grezzo trattato  
Treated raw wood  
Bois brut traité  
Behandelte Rohholz  
Madera cruda tratada

Cod. 70



Di serie / Standard / Standards / Standardfarben / Estándar



Optional / Optional / Optionnel / Extra / Extras

ENOPRESTIGE 400  
(4TV-1TV)



<b>Colori standard</b> <i>Standard colors</i>			<b>Colori optional</b> <i>Optional colors</i>	
COD. 04	COD. 05	COD. 07	RAL	COD. 70

						% U.R. icon"/>							
Enoprestige 400 (4TV-1TV)	+5/+7/+10+16 +5/+16	827x523x1930	400	n° 4	650	65		230v/1/50Hz	4 TV 1 TV	R404a	0,75 lt. n° 112 Ø 75 mm.	134	Optional LED di serie





















Dati di collaudo • Test details • Détails d'essai • Prüfungsergebnisse • Datos de ensayo • MAX = (30°C - % U.R. 55)

Prezzi vedi LISTINO a pagina 50  
See PRICE LIST on page 50



## GROTTA 600 (5TV)



		 °C	 mm. (LxPxH)	 Lt.	 <b>DI SERIE</b>	 Watt	 % U.R.	 DEFROST				 0,75 lt.	 Kg.		
Grotta 600 (2TV)		+5/+16 +16/+18	1201x523x1922	600	n° 4+4	780	60		230v/1/50Hz		R404a	n° 160 Ø 75 mm.	201	Optional	LED di serie
Grotta 600 (5TV)		+5/+7/+10/+18 +16/+18	1201x523x1922	600	n° 4+4	560	60		230v/1/50Hz		R404a	n° 168 Ø 75 mm.	201	Optional	LED di serie

Dati di collaudo • Test details • Détails d'essai • Prüfungsergebnisse • Datos de ensayo • MAX = (30°C - % U.R. 55)



Prezzi vedi LISTINO a pagina 51  
See PRICE LIST on page 51

GROTTA 600 (2TV)



















<b>Colori standard</b> <i>Standard colors</i>			<b>Colori optional</b> <i>Optional colors</i>	
				
COD. 04	COD. 05	COD. 07	RAL	COD. 70



## BODEGA 400 (4TV-1TV))



						% U.R. icon" data-bbox="548 848 581 871"/>							
	°C	mm. (LxPxH)	Lt.	DI SERIE	Watt	% U.R.	DEFROST				0,75 lt.	Kg.	
 Bodega 400 (1TV-4TV)	+5/+7/+10/+16 +5/+18	574x661x1987	340	n° 4	600	60		230v/1/50Hz	4 TV 1 TV	R404a	n° 96 Ø 75 mm.	117	Optional LED di serie
 Bodega 800 (1TV-4TV)	+5/+7/+10/+16 +5/+18	1090x661x1987	680	n° 4	700	60		230v/1/50Hz	4 TV 1 TV	R134a	n° 200 Ø 75 mm.	199	Optional LED di serie

Dati di collaudo • Test details • Détails d'essai • Prüfungsergebnisse • Datos de ensayo • MAX = (30°C - % U.R. 55)



Prezzi vedi LISTINO a pagina 51  
See PRICE LIST on page 51

BODEGA 800 (4TV-1TV))



<p>Colori standard Standard colors</p>			<p>Colori optional Optional colors</p>	
COD. 04	COD. 05	COD. 07	RAL	COD. 70



## CANTINETTA GLX



Leds di serie  
LEDs standard



Serratura di serie  
Lock standard



Termometro meccanico esterno  
Mechanical external thermometer



Griglie in legno  
Wooden shelves

**ACCESSORIO/ACCESSORY:**

Termometro / Thermometer  
Thermomètre / Thermometer  
Termometro

**OPTIONAL:**

Kit ventilazione interna  
Kit internal ventilation  
Kit ventilation interne  
Inneres UmluftungsKit  
Kit ventilacion interna



Vetri fumè con filtro anti-UV  
Smoked glass door with UV-filter

		°C	mm. (LxPxH)	Lt.	<b>DI SERIE</b>	Watt	% U.R.	DEFROST				Kg.	0,75 Lt.		
Cantinetta GLX		+6/+16	695x650x1880	355	n° 5 mm. 512x395	125	60		230v/1/50Hz		R600a	94	n° 106 Ø 75 mm.	Di serie	LED di serie
Maxicantinetta GLX		+6/+16	1325x650x1880	355+355	n° 10 mm. 512x395	250	60		230v/1/50Hz		R600a	185	n° 106+106 Ø 75 mm.	Di serie	LED di serie

Dati di collaudo • Test details • Détails d'essai • Prüfungsergebnisse • Datos de ensayo • MAX = (30°C - % U.R. 55)



Prezzi vedi LISTINO a pagina 51  
See PRICE LIST on page 51



MAXICANTINETTA GLX



Colori standard  
Standard colors

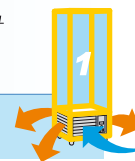
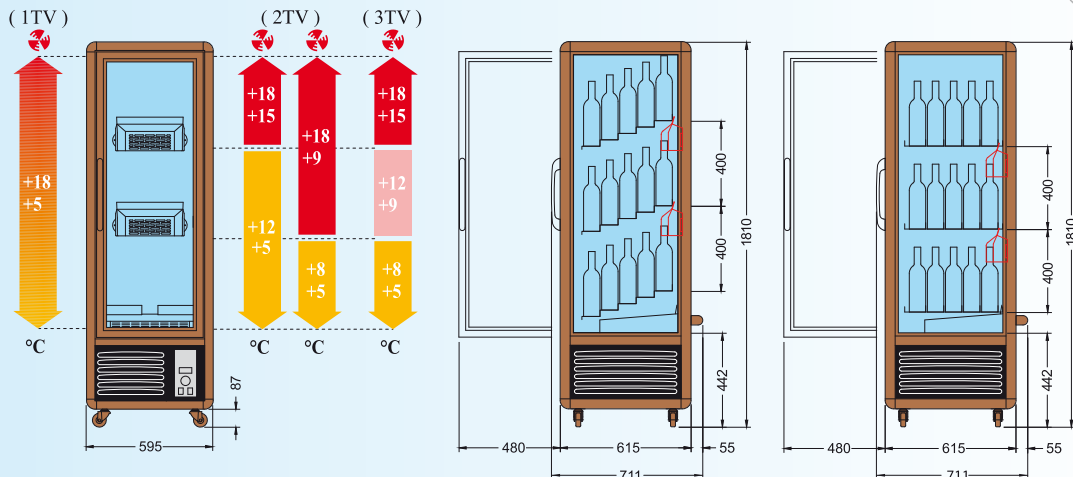


Colori optional  
Optional colors



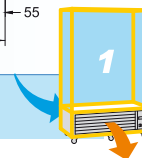
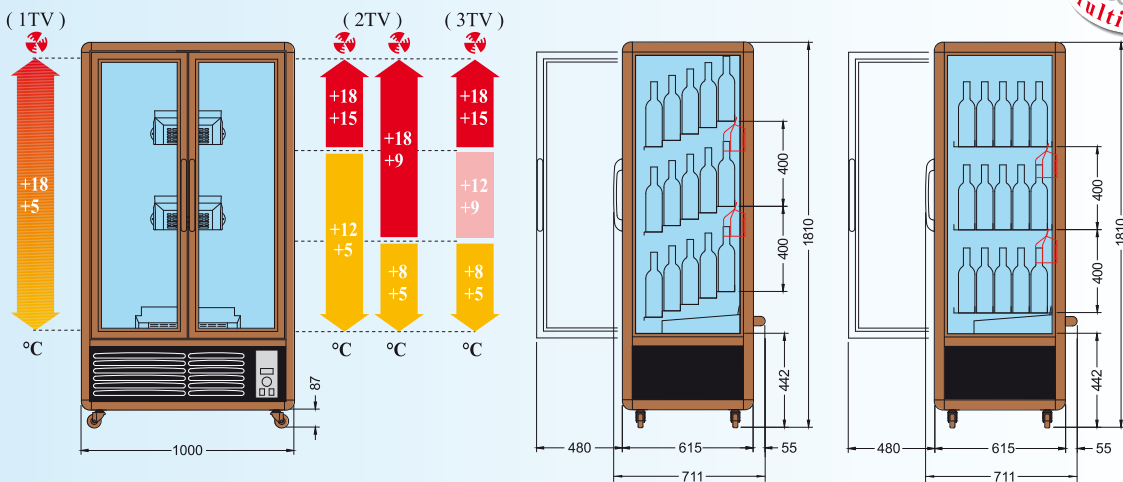
ENOTEC 340

Mono & Multi °C





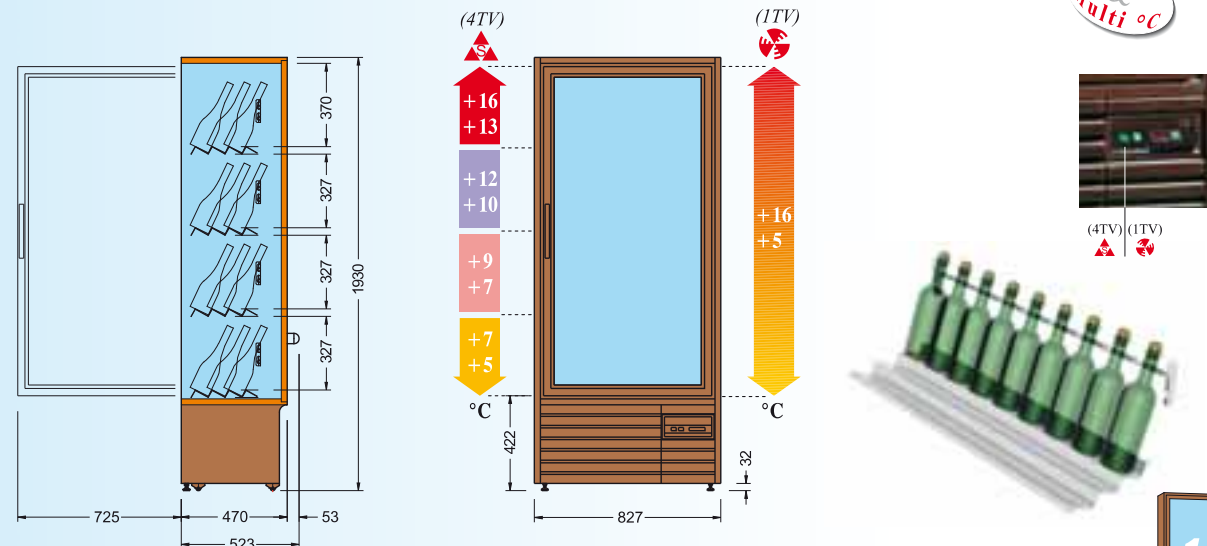
ENOTEC 680

Mono & Multi °C

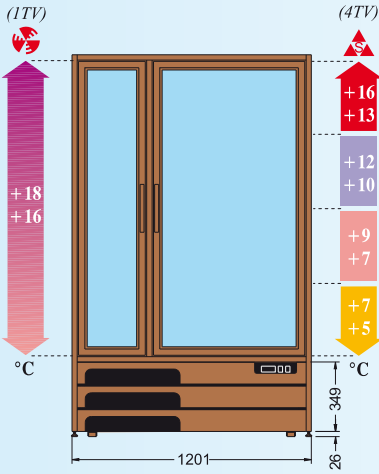


ENOPRESTIGE 400 (4TV • 1TV)

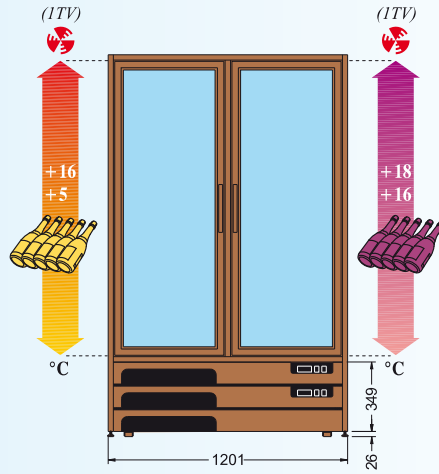
Mono & Multi °C



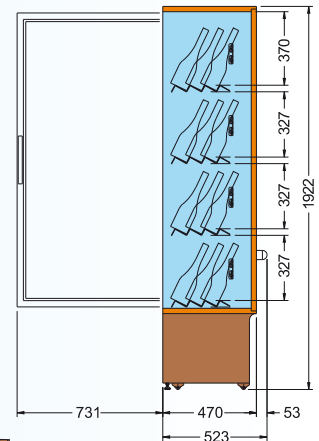
GROTTA 600 5TV



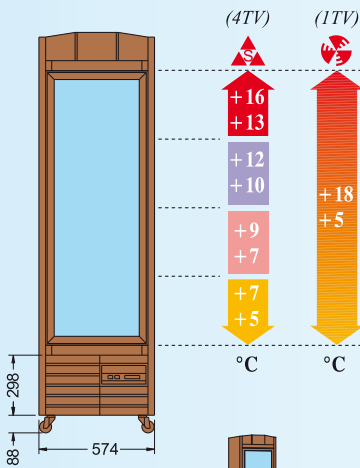
GROTTA 600 2TV



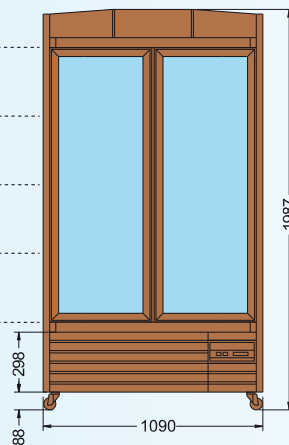
Mono & Multi °C




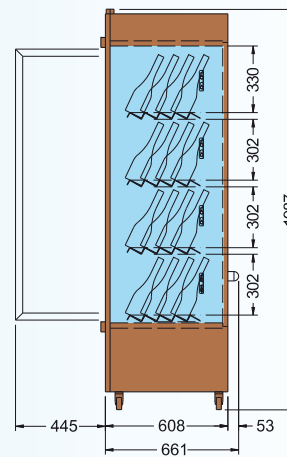
BODEGA 400 (4TV • 1TV)



BODEGA 800 (4TV • 1TV)



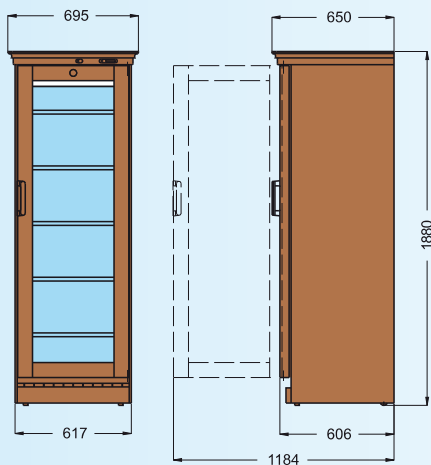
Mono & Multi °C



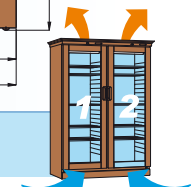
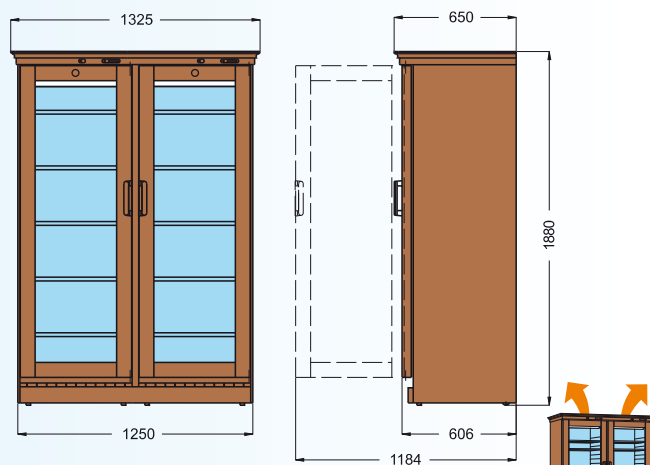
(4TV) (1TV)



CANTINETTA GLX



MAXICANTINETTA GLX



## EUROWINE 110



Display digitale della temperatura  
*Digital temperature display*

Centralina elettronica  
*Electronic temperature control*

Griglie a filo in acciaio  
con inserto legno  
*Wire steel shelves with  
wood insert*



Vetri fumè con filtro anti-UV  
*Smoked glass door with UV-filter*



Leds di serie  
*LEDs standard*

## EUROWINE 220



## EUROWINE 220 STOCK



<b>Colori standard</b> <i>Standard colors</i>			<b>Colori optional</b> <i>Optional colors</i>	
COD. 04	COD. 05	COD. 07	RAL	COD. 70

						% U.R. icon"/>							
	°C	mm. (LxPxH)	Lt.	<b>DI SERIE</b>	Watt	% U.R.	DEFROST			0,75 lt.	Kg.		
<b>Eurowine 110</b>	+2/+10	560x622x900	106	n° 2 mm. 418x432 n° 1 mm. 413x288	96	60		230v/1/50Hz	R600a	n° 32 Ø 75 mm.	50	Optional	LED di serie
<b>Eurowine 220</b>	+2/+10	1090x600x900	106	n° 2 mm. 418x432 n° 1 mm. 413x288	96	60		230v/1/50Hz	R600a	n° 32 Ø 75 mm.	100	Optional	LED di serie
	SUP: +5/+10 INF: +10/+18		106	n° 4 mm. 418x426 n° 2 mm. 413x288	96		R600a		n° 32 (14+18)				
<b>Eurowine 220 Stock</b>	+2/+10	1542x632x890	106	n° 2 mm. 418x432 n° 1 mm. 413x288	96	60		230v/1/50Hz	R600a	n° 32 Ø 75 mm.	110	Optional	LED di serie
	SUP: +5/+10 INF: +10/+18		106	n° 4 mm. 418x426 n° 2 mm. 413x288	96		R600a		n° 32 (14+18)				

Dati di collaudo • Test details • Détails d'essai • Prüfungsergebnisse • Datos de ensayo • MAX = (30°C - % U.R. 55)

Prezzi vedi LISTINO a pagina 51  
See PRICE LIST on page 51



CREATIVE 220



Leds di serie  
LEDs standard



Vetri fumè con filtro anti-UV  
*Smoked glass door with UV-filter*



Display digitale della temperatura  
*Digital temperature display*



Griglie a filo in acciaio con inserto legno  
*Wire steel shelves with wood insert*

Centralina elettronica  
*Electronic temperature control*

## CREATIVE 220 STOCK



<b>Colori standard</b> <i>Standard colors</i>			<b>Colori optional</b> <i>Optional colors</i>	
COD. 04	COD. 05	COD. 07	RAL	COD. 70

		 °C	 mm. (LxPxH)	 Lt.	 <b>DI SERIE</b>	 Watt	 % U.R.	 DEFROST				 0,75 lt.	 Kg.		
Creative 220		+2/+10	1105x620x1150	106	n° 2 mm. 418x432 n° 1 mm. 413x288	96	60		230v/1/50Hz		R600a	n° 32 Ø 75 mm.	106	Optional	LED di serie
		SUP: +5/+10 INF: +10/+18		106	n° 4 mm. 418x426 n° 2 mm. 413x288	96					R600a	n° 32 (14+18)			
Creative 220 Stock		+2/+10	1542x620x1150	106	n° 2 mm. 418x432 n° 1 mm. 413x288	96	60		230v/1/50Hz		R600a	n° 32 Ø 75 mm.	110	Optional	LED di serie
		SUP: +5/+10 INF: +10/+18		106	n° 4 mm. 418x426 n° 2 mm. 413x288	96					R600a	n° 32 (14+18)			

Dati di collaudo • Test details • Détails d'essai • Prüfungsergebnisse • Datos de ensayo • MAX = (30°C - % U.R. 55)

Prezzi vedi LISTINO a pagina 51-52  
See PRICE LIST on page 51-52



## DUCALE 220



Vetri fumè con filtro anti-UV  
Smoked glass door with UV-filter

Griglie a filo in acciaio con inserto legno  
Wire steel shelves with wood insert



Display digitale della temperatura  
Digital temperature display

Centralina elettronica  
Electronic temperature control

Colori standard  
Standard colors



Colori optional  
Optional colors



COD. 04 COD. 05 COD. 07

RAL COD. 70



DUCALE 220 STOCK



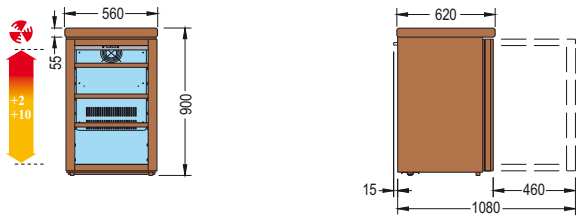
	°C	mm. (LxPxH)	Lt.	DI SERIE	Watt	% U.R.	DEFROST			0,75 lt.	Kg.		
Ducale 220	+2/+10	1105x620x1920	106	n° 2 mm. 418x432 n° 1 mm. 413x288	96	60		230v/1/50Hz		n° 32 Ø 75 mm.	115	Optional	LED di serie
	SUP: +5/+10 INF: +10/+18		106	n° 4 mm. 418x426 n° 2 mm. 413x288	96				R600a	n° 32 (14+18)			
Ducale 220 Stock	+2/+10	1542x620x1920	106	n° 2 mm. 418x432 n° 1 mm. 413x288	96	60		230v/1/50Hz		n° 32 Ø 75 mm.	176	Optional	LED di serie
	SUP: +5/+10 INF: +10/+18		106	n° 4 mm. 418x426 n° 2 mm. 413x288	96				R600a	n° 32 (14+18)			

Dati di collaudo • Test details • Détails d'essai • Prüfungsergebnisse • Datos de ensayo • MAX = (30°C - % U.R. 55)

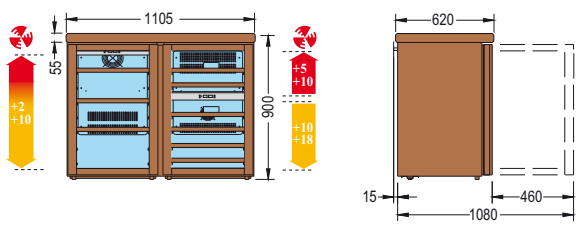
Prezzi vedi LISTINO a pagina 52  
See PRICE LIST on page 52



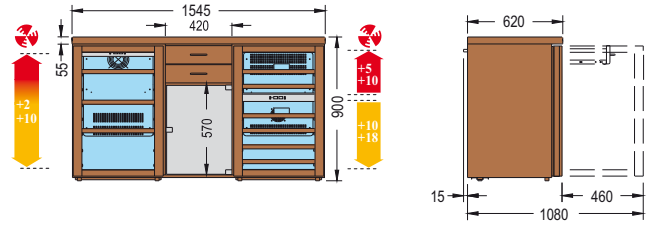
EUROWINE 110



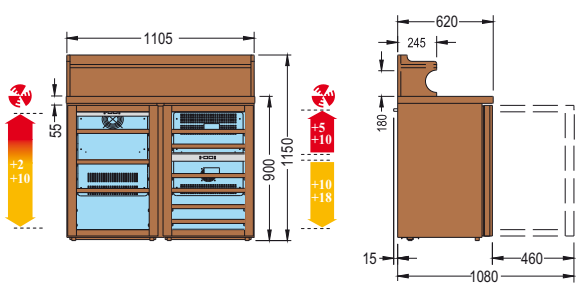
EUROWINE 220



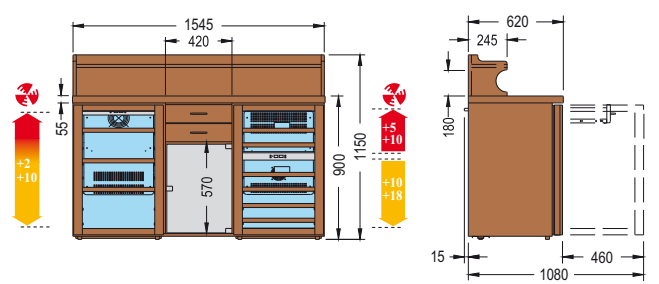
EUROWINE 220 STOCK



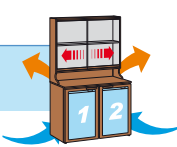
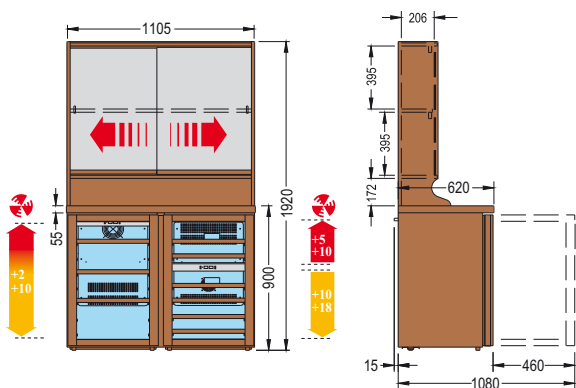
CREATIVE 220



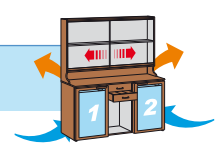
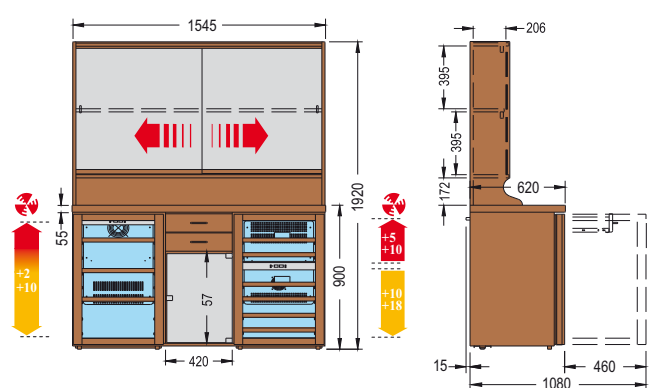
CREATIVE 220 STOCK



DUCALE 220



DUCALE 220 STOCK



# VETRINE SPECIALI

special displays





**COLORI** / Colors / Couleurs / Farben / Colores:

 Di serie / Standard / Standards / Standardfarben / Estándard

  Optional / Optional / Optionnel / Extra / Extras

MEAT - EXPONORM:



PHASTA:



**COLORI RAL**

RAL colors / Couleurs RAL / RAL-farben / Colores RAL



Cod. 17  
Bianco RAL 9010

Cod. 13  
Nero RAL 9005

Cod. 22  
Rosso RAL 3001

Cod. 37  
Verde RAL 6024

Cod. 38  
Azzurro RAL 5015

Cod. 19  
Giallo RAL 1023



**PRINTATURA COLORI LEGNO**

Decorazione wood colors / Décoration couleurs bois  
Dekor holz farben / Decoración colores de madera



Cod. 04

Cod. 05

Altri colori a richiesta. Other colours at request. Autres couleurs selon demande. Andere farben zum auf wunsch. Otros colores según pedido.



## MEAT 550



GRIGLIE IN  
ACCIAIO INOX

*STAINLESS STEEL  
GRATES*

GRILLES EN  
ACIER INOXIDABLE

*ROSTE AUS  
ROSTFREIEM STAHL*

REJILLAS  
DE ACERO INOXIDABLE

Colori standard  
Standard colors



COD. 02

Colori optional  
Optional colors



COD. 01



COD. 53



COD. 54



RAL

		°C	mm. (LxPxH)	Lt.	<b>DI SERIE</b>	Watt	% U.R.	DEFROST				Kg.	
Meat 550		+1/+6	795x730x2005	550	n° 3 mm. 555x650	700	75		230v/1/50Hz		R134a	204	Optional LED di serie
Meat 1150		+1/+6	1542x730x2005	1150	n°6 mm. 555x650	950	75		230v/1/50Hz		R134a	319	Optional LED di serie

Dati di collaudo • Test details • Détails d'essai • Prüfungsergebnisse • Datos de ensayo • MAX = (30°C - % U.R. 55)



Prezzi vedi LISTINO a pagina 56  
See PRICE LIST on page 56

MEAT 1150



EXPONORM 650



Evaporatori inox  
 Stainless steel evaporators  
 Evaporateurs inox  
 Inox Verdunster  
 Evaporadores en acero inox

**ACCESSORIO/ACCESSORY:**

Vaschette gastronorm  
 Gastronom basins  
 Bacs gastronorm  
 Gastronom-schalen  
 Cubetas gastronorm

Colori standard  
 Standard colors



COD. 02



COD. 01



COD. 53



COD. 54



RAL

Colori optional  
 Optional colors

Exponorm 650	°C	mm. (LxPxH)	Li.	<b>DI SERIE</b>	Watt	% U.R.	DEFROST	230v/1/50Hz	R404a	Kg.	Optional	LED di serie	
	-2/0	855x730x1810	650	Gastronom 2/1 - 1/1 - 1/2	650	80				176			

Dati di collaudo • Test details • Détails d'essai • Prüfungsergebnisse • Datos de ensayo • MAX = (30°C - % U.R. 55)



Prezzi vedi LISTINO a pagina 56  
 See PRICE LIST on page 56



PHASTA 350



Colori standard Standard colors		Colori optional Optional colors		
	COD. 01			

Phasta 350	°C	mm. (LxPxH)	Lt.	<b>DI SERIE</b>	Watt	% U.R.	DEFROST	230v/1/50Hz	R404a	Kg.	Optional	LED di serie	
	0/+8	595x615x1810	350	n° 5 mm. 430x450	600	75				139			

Dati di collaudo • Test details • Détails d'essai • Prüfungsergebnisse • Datos de ensayo • MAX = (30°C - % U.R. 55)

Prezzi vedi LISTINO a pagina 56  
See PRICE LIST on page 56



## PHASTA 505



Colori standard Standard colors		Colori optional Optional colors		
	COD. 01			
		COD. 02	COD. 53	COD. 54
				RAL

Phasta 505	°C	mm. (LxPxH)	Lt.	<b>DI SERIE</b>	Watt	% U.R.	DEFROST	230v/1/50Hz	R404a	Kg.	Optional	LED di serie
	0/+8	700x770x1810	500	n° 5 mm. 537x560	600	75				168		

Dati di collaudo • Test details • Détails d'essai • Prüfungsergebnisse • Datos de ensayo • MAX = (30°C - % U.R. 55)

Prezzi vedi LISTINO a pagina 56  
See PRICE LIST on page 56

AVANA 350

NEW



**CLIMATIZZATA & UMIDIFICATA**



N°7 ripiani in legno, completi di divisori, utilizzabili orizzontali o inclinati per esposizione  
*Nr. 7 shelves in wood, complete with dividers, usable horizontally or inclined to display.*

Rivestimento interno in legno noce massello  
*Internal lining is made of solid wood.*

Sistema elettronico automatico di umidificazione e climatizzazione, con controllo grado U.R. e temperatura in tempo reale sul display  
*Humidification and air conditioning automatic electronic system, with RH and temperature control, in real time on the display*



Colori standard Standard colors			Colori optional Optional colors	
COD. 04	COD. 05	COD. 07	RAL	COD. 70

Questi frigoriferi funzionano con una temperatura ambiente che va da +15 a +25 °C / These refrigerated cabinets function with an ambient temperature from +15 a +25 °C  
 / Ces armoires réfrigérées fonctionnent à l'ambiance de +15 a +25 °C / Diese Kuehlschraenke funktionieren mit einer Raumtemperatur das von + 15 auf + 25 °C geht / Estos armarios refrigerados marchano con una temperatura ambiente de +15 a +25 °C

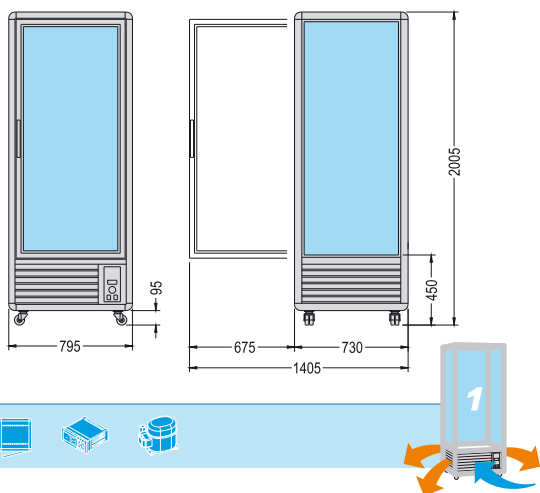
	°C	mm. (LxPxH)	Lt.	<b>DI SERIE</b>	Watt	% U.R.	H <sub>2</sub> O			Kg.		
<b>NEW Avana 350</b>	+18	607x617x1850	350	n° 7 mm. 420x506	600	80	AUT	230v/1/50Hz	R404a	105	Optional	LED di serie

Dati di collaudo • Test details • Détails d'essai • Prüfungsergebnisse • Datos de ensayo • MAX = (25°C - % U.R. 60)

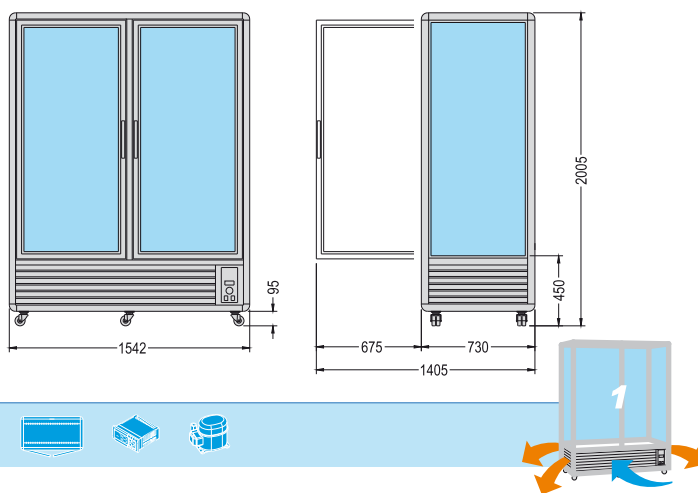
Prezzi vedi LISTINO a pagina 56  
 See PRICE LIST on page 56



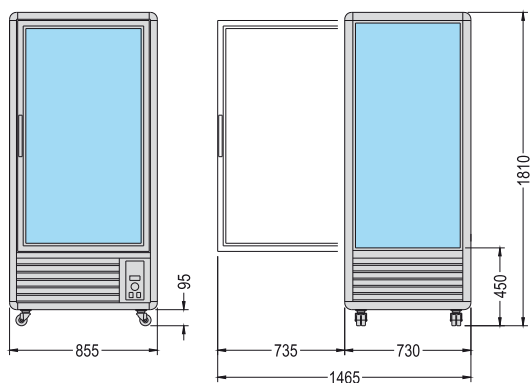
MEAT 550



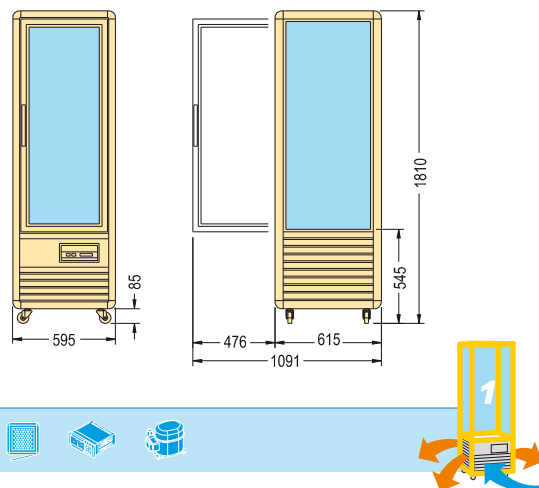
MEAT 1150



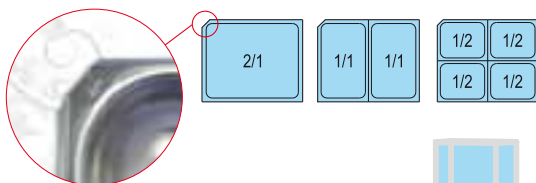
EXPONORM 650



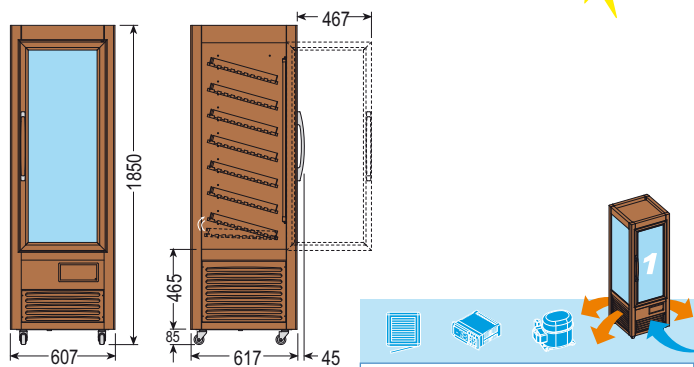
PHASTA 350



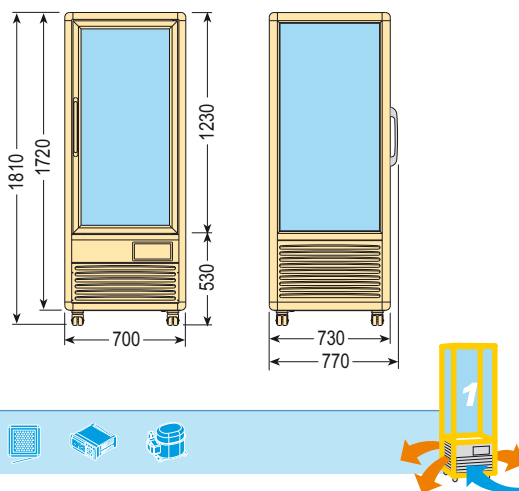
Le vaschette Gastronorm con griglia sono fornite a richiesta  
 Gastronorm basins with grate are available on request  
 Les bacs Gastronorm avec grille sont fournis sur demande  
 Die Gastronorm schalen mit gitter werden auf wunsch geliefert  
 Las cubetas Gastronorm con rejilla se entregan bajo demanda



AVANA 350



PHASTA 505



# VETRINE ORIZZONTALI

Horizontal Displays



## Pasticceria

*Pastry / Patisserie / Konditorei / Pasteleria*



## Gelateria

*Ice Cream / Glacier / Eisdiele / Heladeria*



## Pralineria

*Chocolate / Pralinerie / Praline / Chocolate*



## Gastronomia

*Gastronomy / Gastronomie / Delikatessen / Gastronomía*



## Fast-Food

*Fast-Food / Fast-Food / Fast-Food / Fast-Food*



## Tavola calda

*Snack Bar / Caf  teria / Cafeteria / Cafeter  a*


























							
	Focus	•		•			
	Brio	•	•	•	•	•	•
	Karina	•		•		•	
	Caravelle	•					
	Party				•	•	•
	Strike		•				
	Splendida	•			•	•	•
	Ambassador		•				
	Primera		•				
	Basik		•				
	Classik		•				
	Dinamik		•				
	Sintesis		•				
	Carisma		•				
	Stand		•				
	Gran Galà		•				



## FOCUS 80 CIOCCOLATO



		 °C	 mm. (LxPxH)	 m <sup>2</sup>	 <b>DI SERIE</b>	 Watt	 DEFROST				 Kg.	
		+14/+16	906x872x1384	0,51	n° 2 mm. 845x200	360		230v/1/50Hz		R404a	116	- Di serie
		+14/+16	1316x872x1384	0,77	n° 2 mm. 1255x200	400		230v/1/50Hz		R404a	162	- Di serie
		+14/+16	1721x872x1384	1,02	n° 2 mm. 1660x200	400		230v/1/50Hz		R404a	202	- Di serie

Dati di collaudo • Test details • Détails d'essai • Prüfungsergebnisse • Datos de ensayo • MAX = (25°C - % U.R. 60)




Prezzi vedi LISTINO a pagina 60  
See PRICE LIST on page 60




FOCUS 160






















 Euronorm 60x40  
 I vassoi sono forniti a richiesta  
 Trays are supplied on request  
 Les plateaux sont fournis sur demande  
 Die Behälter werden auf Anfrage geliefert  
 Las bandejas se suministran a petición

**Colori standard**  
Standard colors

**Colori optional**  
Optional colors

 COD. 58 COD. 45 COD. 52

 RAL

											
	°C	mm. (LxPxH)	m <sup>2</sup>	<b>DI SERIE</b>	Watt	DEFROST				Kg.	
<b>Focus 80</b>	+2/+4	906x872x1384	0,51	n° 2 mm. 845x200	360		230v/1/50Hz		R404a	116	- Di serie
<b>Focus 120</b>	+2/+4	1316x872x1384	0,77	n° 2 mm. 1255x200	400		230v/1/50Hz		R404a	162	- Di serie
<b>Focus 160</b>	+2/+4	1721x872x1384	1,02	n° 2 mm. 1660x200	400		230v/1/50Hz		R404a	202	- Di serie

Dati di collaudo • Test details • Détails d'essai • Prüfungsergebnisse • Datos de ensayo • MAX = (25°C - % U.R. 60)

Prezzi vedi LISTINO a pagina 60  
 See PRICE LIST on page 60



BRIO 96 Q



- Vetrocamera curvo riscaldato
- *Heated curved double-glazing*
- Vitre thermopan curva chauffé
- *Thermokammer Gebogenem Glas Geheizt*
- Vidrio doble camara curva calentado

- Porte battenti e fiancate con vetrocamera
- *Wing doors and double-glazing side walls*
- Portes battantes et côtés en vitre thermopan
- *Volltür version und Seitenteile, mit doppelscheibe*
- Puertas pivotantes y espaldas con vidrio doble

**SP:**

Disponibile in versione SP senza pannelli, da incasso  
*Available without panels, SP built-in version*  
 Disponible en version SP sans panneaux, version intégrée  
*Verfügbar in Version SP ohne Platten, Einbau-Version*  
 Disponible en version SP sin paneles

	°C	Li.	mm. (LxPxH)	mm. (LxPxH)	<b>DI SERIE</b>	Watt	% U.R.	DEFROST				Kg.		
Brio 96 Q	+3/+10	300	947x749x1370	947x721x1370	n° 1 mm. 280x870 n° 2 mm. 396x870	910	70		230v/1/50Hz		R404a	160	Optional	LED di serie
Brio 96 Q Ciocco	+14/+16	300	947x749x1370	947x721x1370	n° 1 mm. 280x870 n° 2 mm. 396x870	1100	40/44		230v/1/50Hz		R404a	160	Optional	LED di serie

Dati di collaudo • Test details • Détails d'essai • Prüfungsergebnisse • Datos de ensayo • MAX = (30°C - % U.R. 55)



Prezzi vedi LISTINO a pagina 61  
 See PRICE LIST on page 61

BRIO 96 Ø CIOCCO

**OPTIONAL:**

Porte scorrevoli / *Sliding doors*  
 Portes coulissantes / *Schiebetüren*  
 Puertas corredizas



<p>Colori standard Standard colors</p>		<p>Colori optional Optional colors</p>	
	+		
COD. 02		COD. 13	
	+		
COD. 01		COD. 92	



**Climatizzata**

BRIO 136 Q CIOCCO



BRIO 136 Q



		°C	Lt.	mm. (LxPxH)	mm. (LxPxH) <i>SP dimensioni/dimensions</i>	<b>DI SERIE</b>	Watt	% U.R.	DEFROST				Kg.		
Brio 136 Q Ciocco		+14/+16	450	1347x749x1370	1347x721x1370	n° 1 mm. 280x1270 n° 2 mm. 396x1270	1200	40/44		230v/1/50Hz		R404a	226	Optional	LED di serie
Brio 136 Q		+3/+10	450	1347x749x1370	1347x721x1370	n° 1 mm. 280x1270 n° 2 mm. 396x1270	910	70		230v/1/50Hz		R404a	226	Optional	LED di serie
Brio 186 Q		+3/+10	600	1806x749x1370	1806x721x1370	n° 2 mm. 280x865 n° 4 mm. 396x865	937	70/40		230v/1/50Hz		R404a	271	Optional	LED di serie

Dati di collaudo • Test details • Détails d'essai • Prüfungsergebnisse • Datos de ensayo • MAX = (30°C - % U.R. 55)

**Prezzi vedi LISTINO a pagina 61-62**  
See PRICE LIST on page 61-62

BRIO 1860



- Porte scorrevoli e fiancate con vetrocamera
- Sliding doors and double-glazing side walls
- Portes coulissantes et côtés en vitre thermopan
- Schiebescheiben und Seitenteile, mit doppelscheibe
- Puertas corredizas y espaldas con vidrio doble

- Vetrocamera curvo riscaldato
- Heated curved double-glazing
- Vitre thermopan curva chauffé
- Thermokammer Gebogenem Glas Geheizt
- Vidrio doble camara curva calentado

**SP:**

Disponibile in versione SP senza pannelli, da incasso  
 Available without panels, SP built-in version  
 Disponible en version SP sans panneaux, version intégrée  
 Verfügbar in Version SP ohne Platten, Einbau-Version  
 Disponible en version SP sin paneles

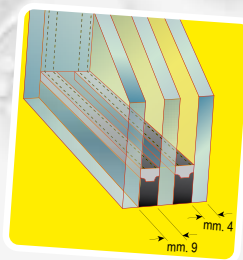
Colori standard  
Standard colors



Colori optional  
Optional colors



BRIO 136 BTQ-BIS



- Vetro termocamera riscaldato
- Heated double-glazing
- Vitre thermopan chauffé
- Thermokammer Glas Geheizt
- Vidrio doble camara calentado



Sistema NO-FROST  
NO-FROST system

%U.R. 70 (+5 °C)  
%U.R. 40 (-18 °C)



Sbrinamento con gas caldo / Defrosting with hot gas / Dégivrage a gaz chaud / Abtaug mit heissem gas / Descongelamiento con gas caliente



Di serie: 230v/1/50Hz

°C +5/-18



Optional: 220v/1/60Hz

°C -10/-18

		°C	Lt.	mm. (LxPxH)	mm. (LxPxH) SP dimensioni/dimensions	DI SERIE	Watt	% U.R.	DEFROST				Kg.		
Brio 136 BTQ-bis		+5/-18	450	1347x749x1370	1347x721x1370	n° 1 mm. 280x1260 n° 2 mm. 396x1260	1100	70/40		230v/1/50Hz		R404a	226	Optional	LED di serie

Dati di collaudo • Test details • Détails d'essai • Prüfungsergebnisse • Datos de ensayo • MAX = (30°C - % U.R. 55)



Prezzi vedi LISTINO a pagina 61-62  
See PRICE LIST on page 61-62



**SP:**

Disponibile in versione SP senza pannelli, da incasso  
 Available without panels, SP built-in version  
 Disponible en version SP sans panneaux, version intégrée  
 Verfügbar in Version SP ohne Platten, Einbau-Version  
 Disponible en version SP sin paneles

Colori standard  
 Standard colors



Colori optional  
 Optional colors



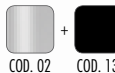
## BRIO 136 Q NEUTRA

**SP:**

Disponibile in versione SP senza pannelli, da incasso  
 Available without panels, SP built-in version  
 Disponible en version SP sans panneaux, version intégrée  
 Verfügbar in Version SP ohne Platten, Einbau-Version  
 Disponible en version SP sin paneles

## Colori standard

Standard colors



## Colori optional

Optional colors



	°C	Lt.	mm. (LxPxH)	mm. (LxPxH) SP dimensioni/dimensions	<b>DI SERIE</b>	Watt		Kg.			
Brio 136 Q Neutra		Ambient	450	1347x749x1370	1347x721x1370	n° 1 mm. 280x1270 n° 2 mm. 396x1270	70	230v/1/50Hz	120	Optional	LED di serie



Prezzi vedi LISTINO a pagina 61-62  
 See PRICE LIST on page 61-62



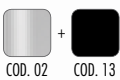
BRIO 136 Q HOT



Cassetto per inserimento acqua  
 Tray to water  
 Bac à eau  
 Tablett mit Wasser  
 Bandeja para agua



Colori standard  
Standard colors



Colori optional  
Optional colors



- Vetrocamera
- Double-glazing
- Thermopan vitre
- Doppelscheibe
- Vidrio doble camara

Brio 136 Q Hot	+60/+80	450	1347x749x1370	DI SERIE n° 1 mm. 280x1265 n° 3 mm. 400x1265	3060	3600	230v/1/50Hz	215	Optional	LED di serie

Prezzi vedi LISTINO a pagina 61  
See PRICE LIST on page 61



BRIO "SP"  
SENZA PANNELLI, DA INCASSO  
WITHOUT PANELS, BUILT-IN VERSION

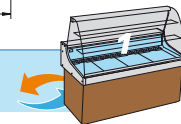
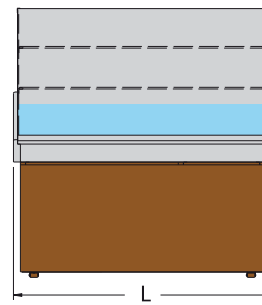
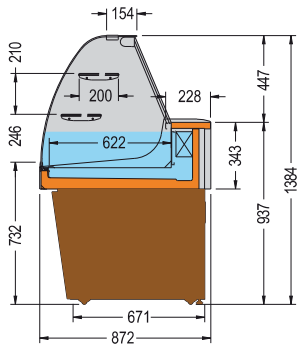
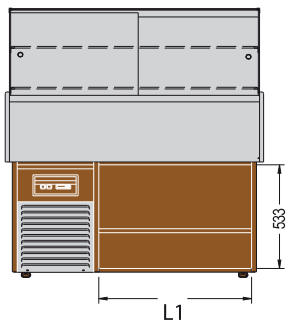




FOCUS 80 / 120 / 160

FOCUS 80 / 120 / 160 Cioccolato

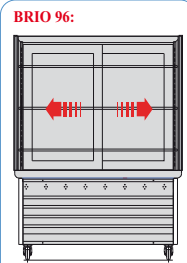
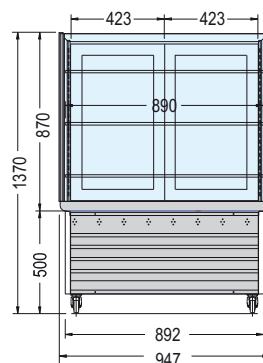
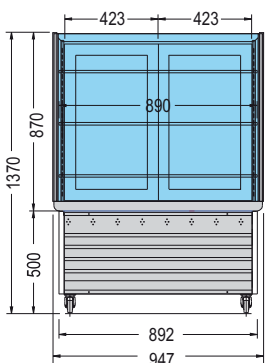
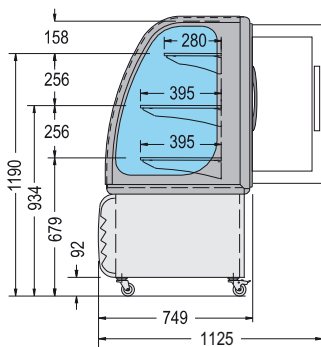
FOCUS 80 L = mm 906 L1 = mm 369  
 FOCUS 120 L = mm 1316 L1 = mm 779  
 FOCUS 160 L = mm 1721 L1 = mm 1184



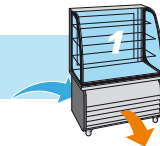
BRIO 96 Q

BRIO 96 Q Ciocco

**Glimatizzata**

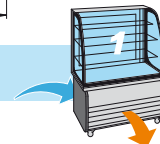
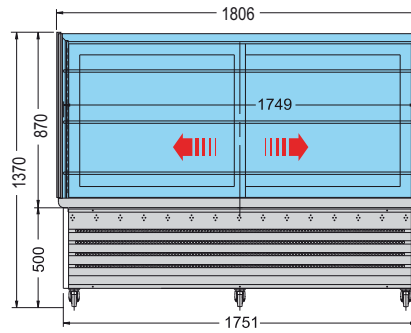
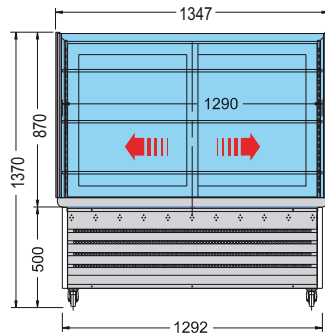
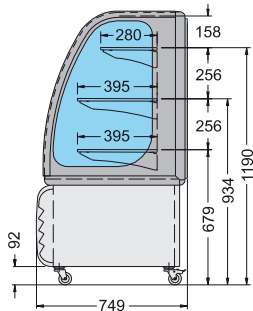


OPTIONAL: Porte scorrevoli Sliding doors



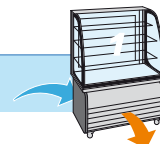
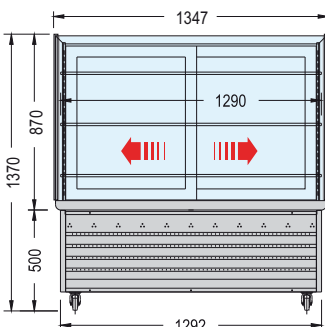
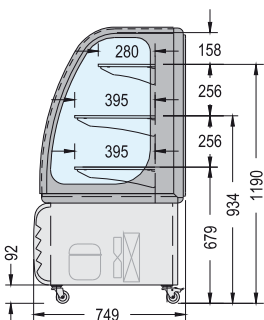
BRIO 136 Q

BRIO 186 Q

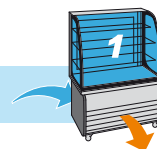
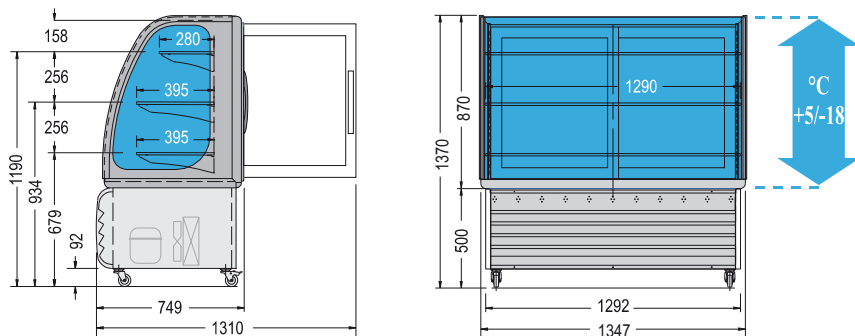


BRIO 136 Q Ciocco

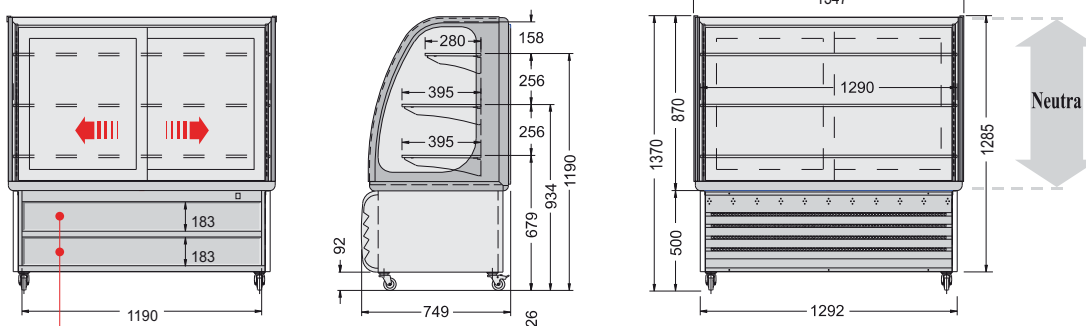
**Glimatizzata**



## BRIO 136 BTQ-BIS



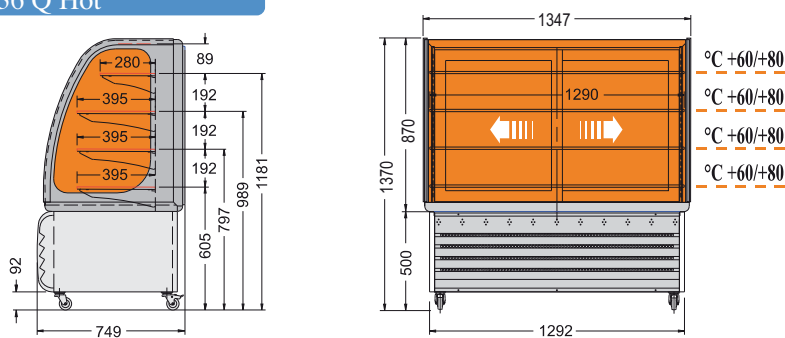
## BRIO 136 Q NEUTRA



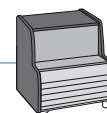
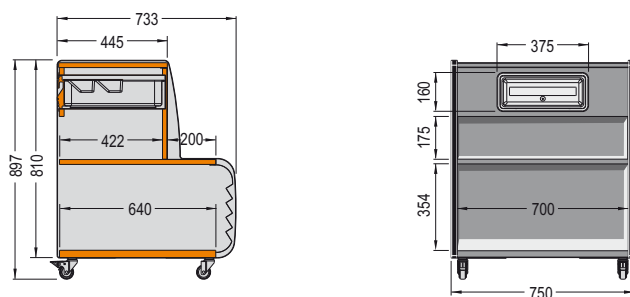
Vano neutro / Neutral compartment /  
Logement à température ambiante /  
Neutralen Raums / Vano neutro



## BRIO 136 Q Hot

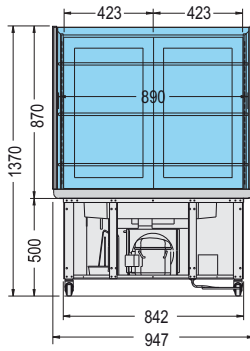
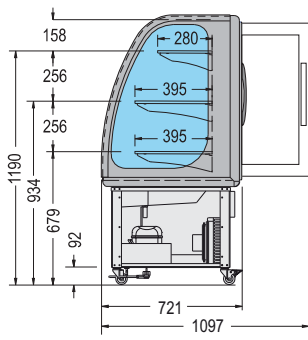


## BRIO MOBILE CASSA



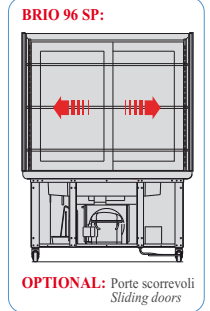
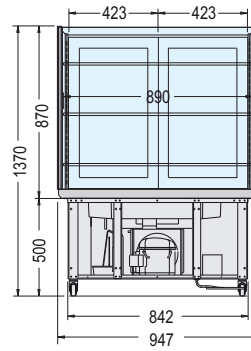
Versione SP / SP version

**BRIO 96 Q SP**



**BRIO 96 Q Ciocco SP**

**Glimatizzata**



**OPTIONAL:** Porte scorrevoli  
Sliding doors



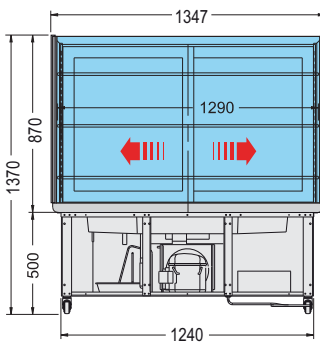
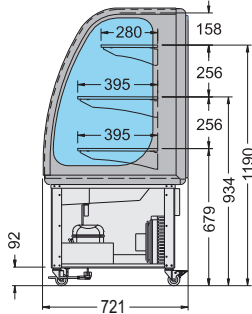
**OPTIONAL:**



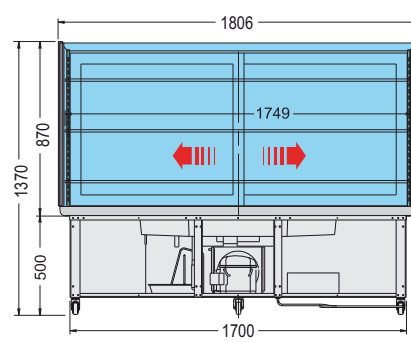
Porte scorrevoli  
Sliding doors



**BRIO 136 Q SP**

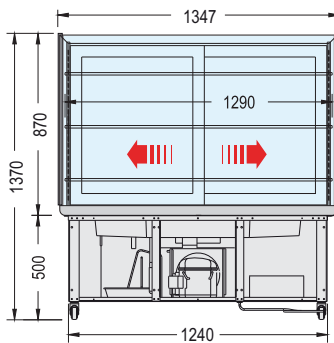
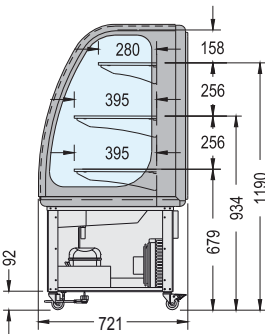


**BRIO 186 Q SP**

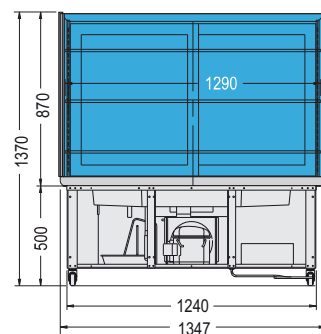
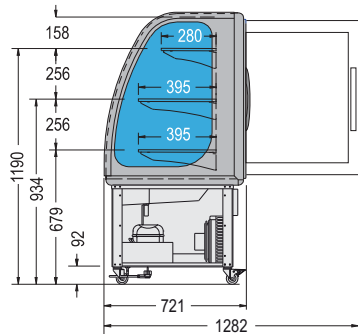


**BRIO 136 Q Ciocco SP**

**Glimatizzata**

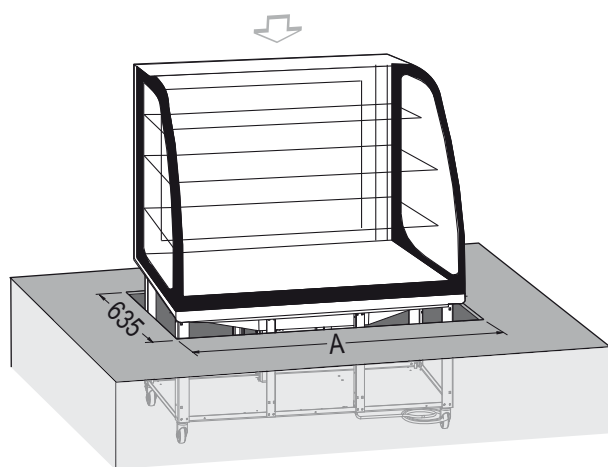
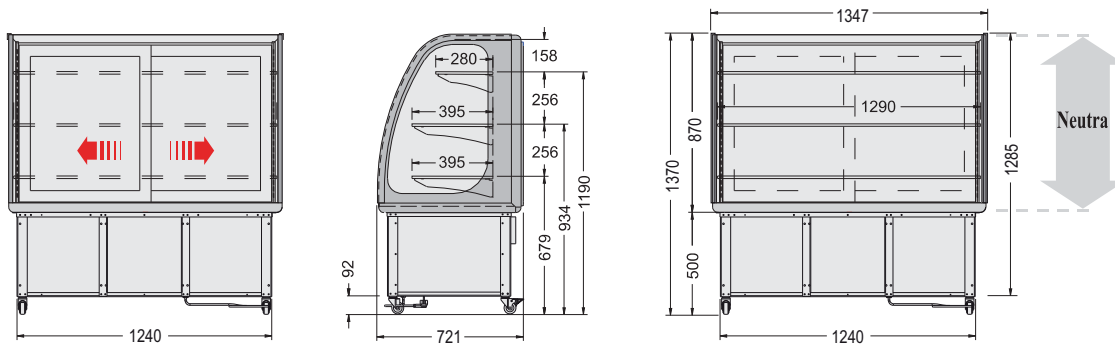


**BRIO 136 BTQ-BIS SP**




Versione SP / SP version

**BRIO 136 Q NEUTRA SP**



	A
<b>96 SP</b>	865
<b>136 SP</b>	1265
<b>186 SP</b>	1725





n° 3 ripiani in cristallo  
No. 3 crystal plates

### KARINA 96

#### OPTIONAL:

Porte scorrevoli / Sliding doors  
Portes coulissantes / Schiebetüren  
Puertas corredizas



KARINA VERSIONI REFRIGERATE  
KARINA REFRIGERATED VERSIONS:

KARINA VERSIONE NEUTRA  
KARINA NEUTRAL VERSION:



Centralina elettronica e griglie posteriori  
Electronic cabinet and posterior grates



Vano neutro posteriore  
Posterior neutral compartment:  
h. 183+183

		°C	mm. (LxPxH)	Lt.	<b>DI SERIE</b>	Watt	% U.R.					Kg.		
Karina 96		+3/+10	940x742x1370	380	n° 3 mm. 395x865	870	60		230v/1/50Hz		R404a	173	Optional	LED di serie
Karina 96 Ciocco		+14/+16	940x742x1370	380	n° 3 mm. 395x865	1050	40/44		230v/1/50Hz		R404a	173	Optional	LED di serie
Karina 96 Neutra		Ambient	940x742x1370	380	n° 3 mm. 395x865	30	-	-	230v/1/50Hz	-	-	132	Optional	LED di serie
Karina 136		+3/+10	1340x720x1370	550	n° 3 mm. 395x1270	870	70		230v/1/50Hz		R404a	243	Optional	LED di serie

Dati di collaudo • Test details • Détails d'essai • Prüfungsergebnisse • Datos de ensayo • MAX = (30°C - % U.R. 55)



Prezzi vedi LISTINO a pagina 63  
See PRICE LIST on page 63



KARINA 136



Leds di serie  
LEDs standard

Colori standard  
Standard colors



COD. 02 COD. 13

		°C		mm. (LxPxH)		Lt.		DI SERIE		Watt		% U.R.		DEFOST		230v/1/50Hz		R404a		Kg.		Optional		LED di serie
Karina 136 Ciocco		+14/+16	1340x720x1370	550	n° 3 mm. 395x1270	1050	40/44		230v/1/50Hz	R404a	243	Optional	LED di serie											
Karina 136 Neutra		Ambient	1340x720x1370	550	n° 3 mm. 395x1270	30	-	-	230v/1/50Hz	-	-	220	Optional	LED di serie										
Karina 186		+3/+10	1800x720x1370	750	n° 6 mm. 395x865	900	70		230v/1/50Hz	R404a	300	Optional	LED di serie											
Karina 186 Neutra		Ambient	1800x720x1370	750	n° 6 mm. 395x865	30	-	-	230v/1/50Hz	-	-	245	Optional	LED di serie										


Dati di collaudo • Test details • Détails d'essai • Prüfungsergebnisse • Datos de ensayo • MAX = (30°C - % U.R. 55)

Prezzi vedi LISTINO a pagina 63  
See PRICE LIST on page 63





**SP:**  
Senza pannelli, da incasso, per adattarsi  
ad ogni tipo di arredamento  
*Without the panels, built-in, for to go with  
all types of furniture*

													
	°C	mm. (LxPxH)	Lt.	<b>DI SERIE</b>	Watt	% U.R.	DEFROST			Kg.			
Karina 96 SP	 +3/+10	940x742x1370	380	n° 3 mm. 395x865	870	60		230v/1/50Hz		R404a	140	Optional	LED di serie
Karina 96 Ciocco SP	 +14/+16	940x742x1370	380	n° 3 mm. 395x865	1050	40/44		230v/1/50Hz		R404a	160	Optional	LED di serie
Karina 96 Neutra SP	 Ambient	940x742x1370	380	n° 3 mm. 395x865	30	-	-	230v/1/50Hz	-	-	120	Optional	LED di serie
Karina 136 SP	 +3/+10	1340x720x1370	550	n° 3 mm. 395x1270	870	70		230v/1/50Hz		R404a	243	Optional	LED di serie

Dati di collaudo • Test details • Détails d'essai • Prüfungsergebnisse • Datos de ensayo • MAX = (30°C - % U.R. 55)

  Prezzi vedi LISTINO a pagina 63-64  
See PRICE LIST on page 63-64

KARINA 186 SP



Leds di serie  
LEDs standard

Colori standard  
Standard colors

COD. 02

														
	°C	mm. (LxPxH)	Lt.	DI SERIE	Watt	% U.R.	DEFROST				Kg.			
Karina 136 Ciocco SP		+14/+16	1340x720x1370	550	n° 3 mm. 395x1270	1050	40/44		230v/1/50Hz		R404a	229	Optional	LED di serie
Karina 136 Neutra SP		Ambient	1340x720x1370	550	n° 3 mm. 395x1270	30	-	-	230v/1/50Hz	-	-	200	Optional	LED di serie
Karina 186 SP		+3/+10	1800x720x1370	750	n° 6 mm. 395x865	900	70		230v/1/50Hz		R404a	260	Optional	LED di serie
Karina 186 Neutra SP		Ambient	1800x720x1370	750	n° 6 mm. 395x865	30	-	-	230v/1/50Hz	-	-	210	Optional	LED di serie

Dati di collaudo • Test details • Détails d'essai • Prüfungsergebnisse • Datos de ensayo • MAX = (30°C - % U.R. 55)

Prezzi vedi LISTINO a pagina 64  
See PRICE LIST on page 64



KARINA 96 HOT

NEW

Colori standard  
Standard colors

COD. 02 COD. 13

Colori optional  
Optional colors

COD. 01 COD. 92



°C



mm. (LxPxH)



Lt.



DI SERIE



Watt

Potenza resistenze dei ripiani  
Heating element power on the shelves  
Puissance résistances des clayettes  
Leistung der widerstände der auflageflächen  
Potencia resistencias de las repisas



Watt

Potenza totale,  
Total power  
Puissance totale,  
Gesamte leistung,  
Potencia total



230v/1/50Hz



Kg.



Optional



LED di serie

NEW Karina 96 Hot



+60/+80

940x732x1370

380

n° 3 mm. 400x865

510 x 3 (Tot. 1530)

1550

230v/1/50Hz

156

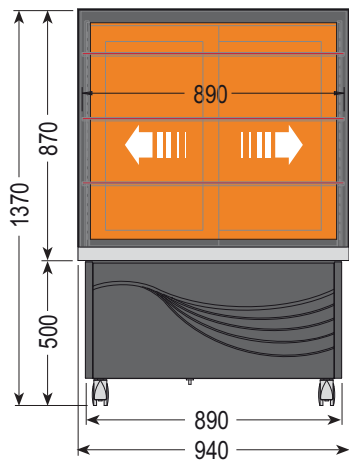
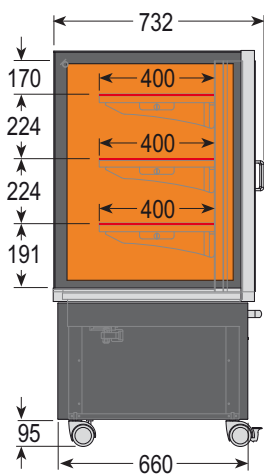
Optional

LED di serie

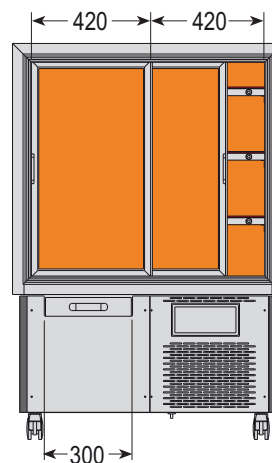


Prezzi vedi LISTINO a pagina 63  
See PRICE LIST on page 63

KARINA 96 HOT



°C +60/+80  
 °C +60/+80  
 °C +60/+80



Cassetto per inserimento acqua  
 Tray to water

Pannello comandi con display, microprocessore di controllo incorporato  
 Control panel with display, built-in microprocessor control



Leds di serie e vetro superiore panoramico  
 LEDs standard and panoramic superior glas

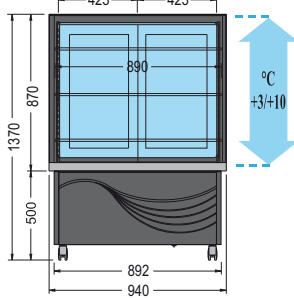
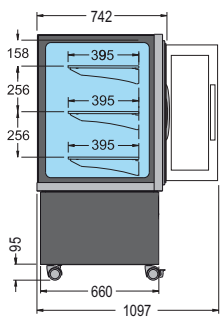


n° 3 ripiani riscaldanti  
 No. 3 heating shelves

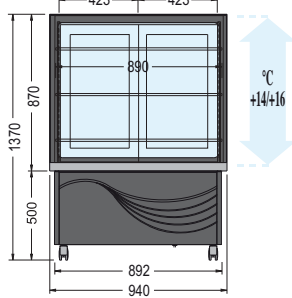


Porte scorrevoli  
 Sliding doors

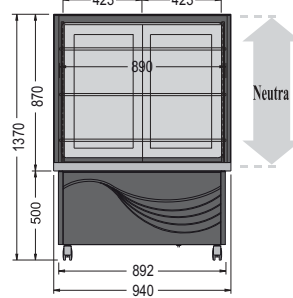
KARINA 96



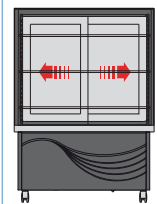
KARINA 96 CIOCCO



KARINA 96 NEUTRA



KARINA 96:



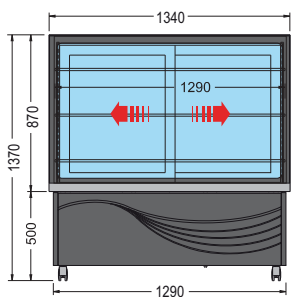
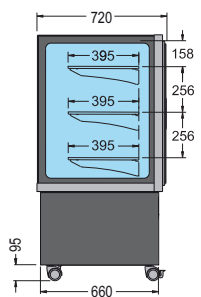
OPTIONAL:  
Porte scorrevoli  
Sliding doors




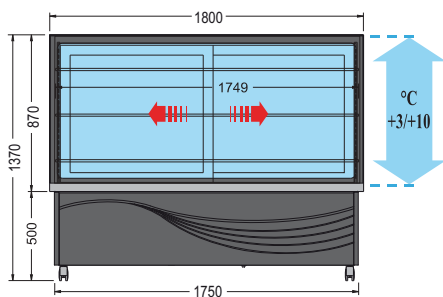
OPTIONAL:




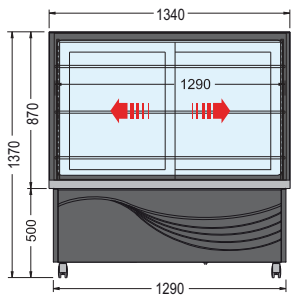
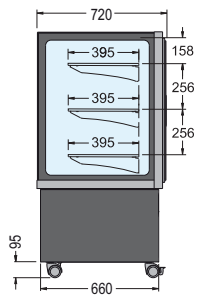
KARINA 136



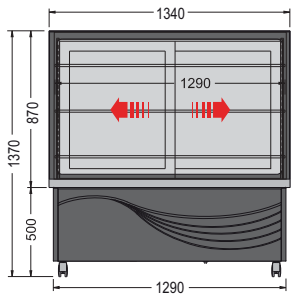
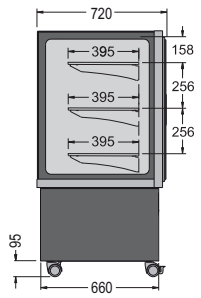
KARINA 186



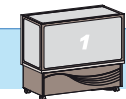
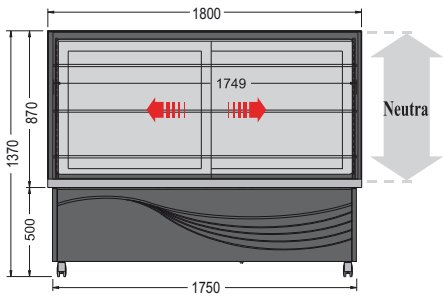
KARINA 136 CIOCCO



KARINA 136 NEUTRA



KARINA 186 NEUTRA

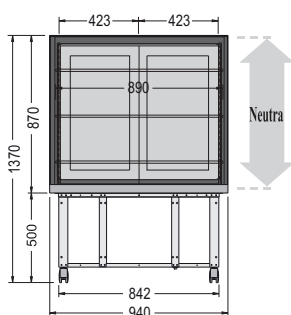
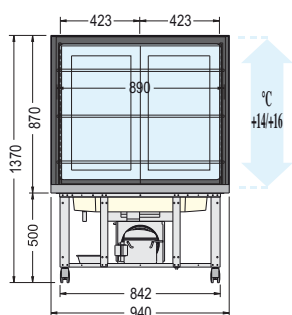
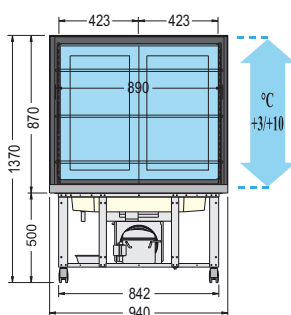
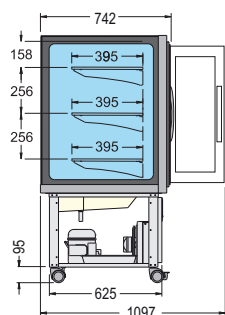


Versioni SP / SP versions

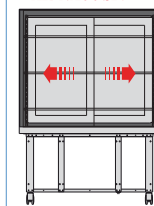
**KARINA 96 SP**

**KARINA 96 CIOCCO SP**

**KARINA 96 NEUTRA SP**



**KARINA 96 SP:**



**OPTIONAL:**  
Porte scorrevoli  
Sliding doors



**OPTIONAL:**

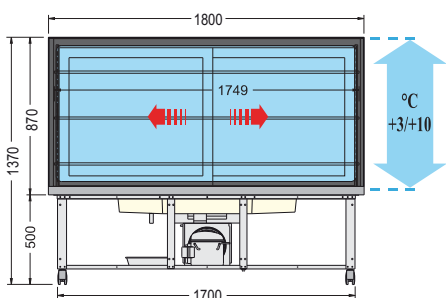
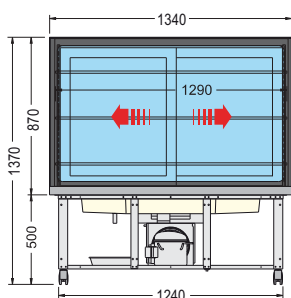
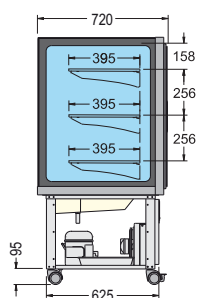


Porte scorrevoli  
Sliding doors

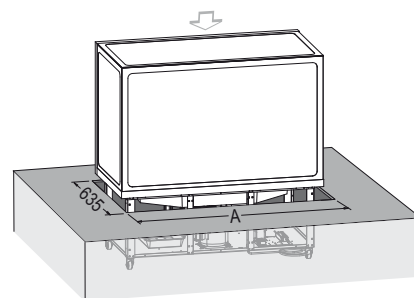
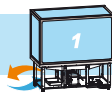
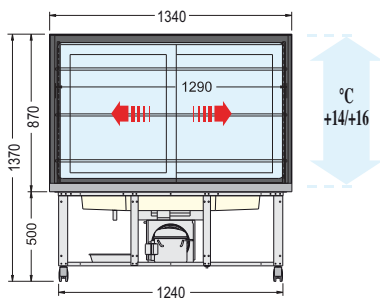
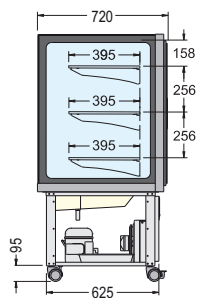


**KARINA 136 SP**

**KARINA 186 SP**



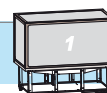
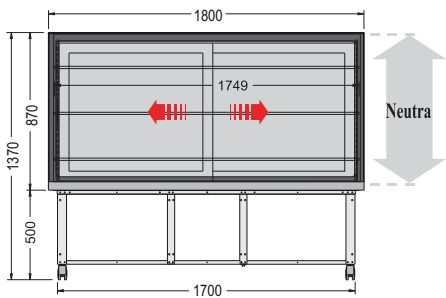
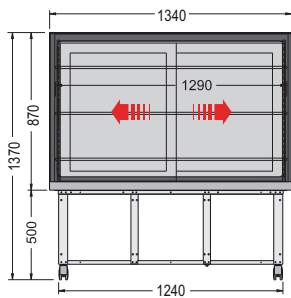
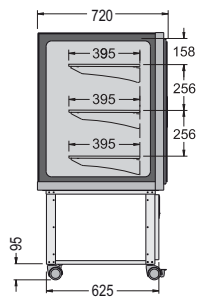
**KARINA 136 CIOCCO SP**



	A
96 SP	865
136 SP	1265
186 SP	1725

**KARINA 136 NEUTRA SP**

**KARINA 186 NEUTRA SP**

























- Banco cassa
  - Cash desk
- Meuble pour caisse
  - Geldschrank
  - Mueble caja



1

- Flusso d'aria frontale e laterale pe l'antiappannamento del vetro
- *Front and lateral air flow for glass demisting*
- Flux d'air frontal et latéral pour l'anti ambuage du vitre
- *Frontales und seitlicher Luft durchfluss für Antibeslag des Glasses*
- Flujo de aire frontal y lateral para evitar el vaho del vidrio



		 °C	 mm. (LxPxH)	 mm. (LxPxH) <i>SP dimensioni/dimensions</i>	 <b>DI SERIE</b>	 Watt	 DEFROST				 Kg.		
Caravelle 110		+4/+8	1110x1049x1442	1040x1040x1442	n° 2 mm. 240x997 n° 1 mm. 400x997	610		230v/1/50Hz		R404a	172	-	Di serie
Caravelle 160		+4/+8	1610x1049x1442	1540x1040x1442	n° 2 mm. 240x1497 n° 1 mm. 400x1497	660		230v/1/50Hz		R404a	240	-	Di serie
Caravelle 210		+4/+8	2110x1049x1442	2040x1040x1442	n° 4 mm. 240x987 n° 2 mm. 400x987	835		230v/1/50Hz		R134a	320	-	Di serie
Mobile Cassa Caravelle - MCC		Ambient	770x1045x946	-	-	-	-	-	-	-	87	-	-

Dati di collaudo • Test details • Détails d'essai • Prüfungsergebnisse • Datos de ensayo • MAX = (30°C - % U.R. 55)



Prezzi vedi LISTINO a pagina 65  
See PRICE LIST on page 65



CARAVELLE 160



**SP:**

Disponibile in versione SP senza pannelli, da incasso  
 Available without panels, SP built-in version  
 Disponible en version SP sans panneaux, version intégrée  
 Verfügbar in Version SP ohne Platten, Einbau-Version  
 Disponible en version SP sin paneles

Colori standard  
 Standard colors



Colori optional  
 Optional colors



CARAVELLE



**Cod. 45**  
Rosso Boreale



**Cod. 5**  
Legno colore noce chiaro - *Light walnut coloured wood*  
Bois couleur noyer clair - *Holz Farbe Nußbaum hell*  
Madera color nogal claro



**Cod. 91**  
Medium density laccabile con colori RAL - *Medium density to varnish with RAL colours* - Panneaux non verni / *Medium density mit RAL-Farben lackiert* - Paneles sin barniz



**Cod. 4**  
Legno colore noce scuro - *Dark walnut coloured wood*  
Bois couleur noyer foncé - *Holz Farbe Nußbaum dunkel*  
- Madera color nogal oscuro



**Cod. 7**  
Legno grezzo non trattato (da verniciare) - *Untreated raw wood (to be painted)* - Bois brut non traitée (être peint) - *Unbehandelte Rohholz (aus Lack)* - Madera cruda no tratados (Para ser pintados)

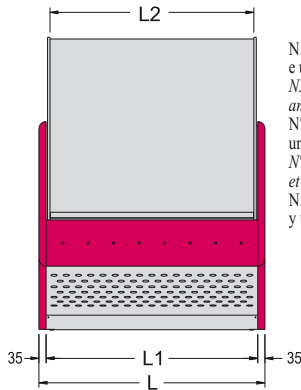


**Cod. 70**  
Legno grezzo trattato - *Treated raw wood* - Bois brut traité - *Behandelte Rohholz* - Madera cruda tratada

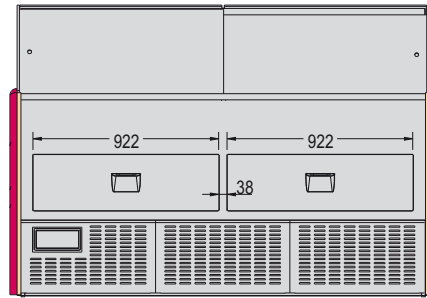
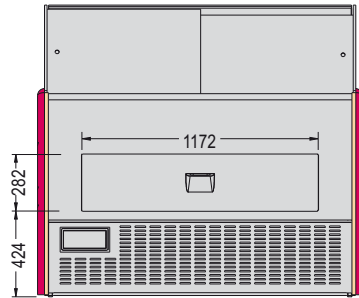
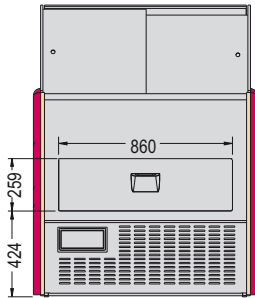
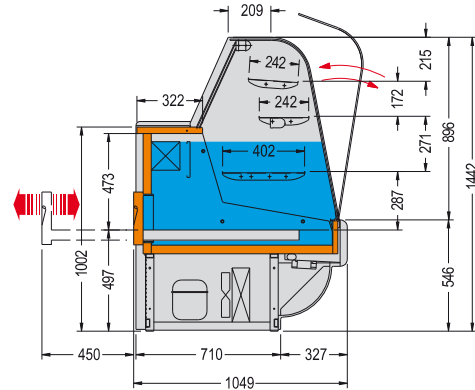
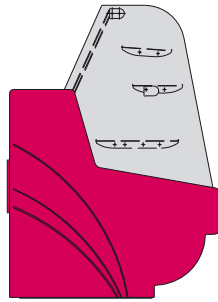


## CARAVELLE

CARAVELLE 110 L = mm 1110  
 CARAVELLE 160 L = mm 1610  
 CARAVELLE 210 L = mm 2110




N. 3 piani espositivi e un cassetto  
 N. 3 display shelves and one drawer  
 N° 3 Ausstellbare Ablagen und Schublade  
 N° 3 étagères expositives et un tiroir  
 N. 3 estantes expositivos y un cajón



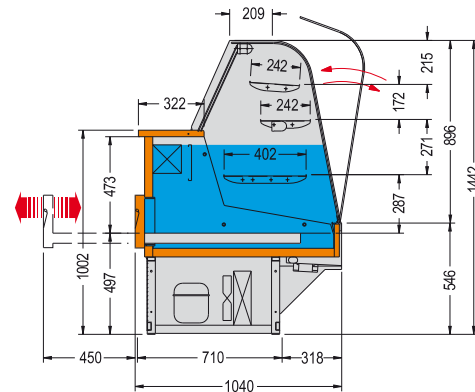
## CARAVELLE SP

### Versione SP / SP version

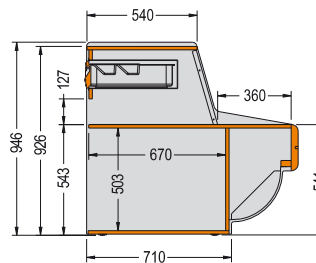
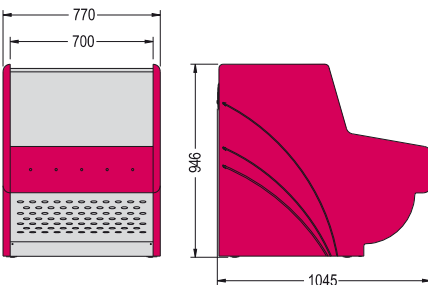
CARAVELLE 110 SP L = mm 1040  
 CARAVELLE 160 SP L = mm 1540  
 CARAVELLE 210 SP L = mm 2040



N. 3 piani espositivi e un cassetto  
 N. 3 display shelves and one drawer  
 N° 3 Ausstellbare Ablagen und Schublade  
 N° 3 étagères expositives et un tiroir  
 N. 3 estantes expositivos y un cajón



## BANCO CASSA CARAVELLE - MCC



### CARATTERISTICHE COSTRUTTIVE - CONSTRUCTION FEATURES - CARACTERISTIQUES DE CONSTRUCTION - BAULICHE EIGENSCHAFTEN - CARACTERISTICAS DE CONSTRUCCION

- Struttura della vasca e cassettoni estraibili in acciaio inox 18/8 AISI 304.
- N° 3 ripiani espositivi.
- Chiusura posteriore della sovrastruttura in cristallo mediante porte scorrevoli.
- N° 2 lampade, che assicurano un'ottima visualizzazione dei prodotti.
- Sbrinamento automatico.
- Basin structure and extractable drawers in AISI 304 18/8 stainless steel.
- 3 display shelves.
- Rear closure of the glass upper case with sliding doors.
- 2 lights, ensuring an optimum visibility of displayed products.
- Automatic defrosting.
- Structure du bac et commodes extractibles en acier inox 18/8 AISI 304.
- 3 étagères présentoirs.
- Fermeture arrière de la structure supérieure en cristal par des portes coulissantes.
- 2 lampes qui assurent une très bonne visualisation des produits.
- Dégivrage automatique.
- Wannstruktur und herausziehbare Schubladen aus Niros-Stahl 18/8 AISI 304.
- 3 Ausstellungsflächen.
- Hinterverschluß des Kristallaufbaus durch Schiebetrüre.
- 2 Stck Lampen, die eine ausgezeichnete Sichtbarmachung der Produkte garantiert.
- Abtautomatik.
- La estructura de la cuba y cajones extraibles en inox 18/8 AISI 304.
- 3 estantes expositivos.
- Cierre posterior de la sobra estructura en cristal, por medio de puertas corredizas.
- 2 lámparas que aseguran una optima visualización de los productos.
- Desescarche automático.





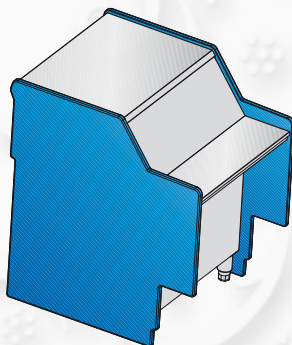
**NEW 2014!**

PARTY & STRIKE VD

**PARTY & STRIKE:**  
disponibile anche nella versione canalizzabile!

**PARTY & STRIKE:**  
Also available in canalized version!

Party Mobile Cassa



**NEW PARTY IS:**

Disponibile in versione IS, con impianto staccato (l' UMC può essere acquistata come optional)  
/ Available in IS version, with remote compressor set (the UMC, can be ordered as optional) / Disponible en version IS, avec groupe motocompresseur à distance (l' UMC, peut être commandé comme optional au moment de l'achat) / Verfügbar in IS Ausführung, mit entferntem Aggregat (UMC kann als Optional bestellt werden) / Disponible en la versión IS, con instalación individual (la UMC se puede comprar como extra)



		°C	mm. (LxPxH)	mm. (LxPxH) SP dimensioni/dimensions	Watt	DEFROST				Kg.	Kg. SP peso/weight		
Party 1100 VD		+4/+10	1140x862x1328	1100x837x1328	660		230v/1/50Hz		R404a	100	70	-	Di serie
Party 1600 VD		+4/+10	1643x862x1328	1603x837x1328	850		230v/1/50Hz		R404a	206	171	-	Di serie
Party 2120 VD		+4/+10	2160x862x1328	2120x837x1328	1100		230v/1/50Hz		R404a	266	226	-	Di serie
Party 1100 VDB		+4/+10	1140x862x1150	1100x837x1150	660		230v/1/50Hz		R404a	100	70	-	Di serie
Party 1600 VDB		+4/+10	1643x862x1150	1603x837x1150	850		230v/1/50Hz		R404a	206	171	-	Di serie
Party 2120 VDB		+4/+10	2160x862x1150	2120x837x1150	1100		230v/1/50Hz		R404a	266	226	-	Di serie
Party 1100 VC		+4/+10	1140x862x1328	1100x837x1328	660		230v/1/50Hz		R404a	100	70	-	Di serie
Party 1600 VC		+4/+10	1643x862x1328	1603x837x1328	850		230v/1/50Hz		R404a	206	171	-	Di serie
Party 2120 VC		+4/+10	2160x862x1328	2120x837x1328	1100		230v/1/50Hz		R404a	266	226	-	Di serie

Dati di collaudo • Test details • Détails d'essai • Prüfungsergebnisse • Datos de ensayo • MAX = (30°C - % U.R. 55)

Prezzi vedi LISTINO a pagina 66-67-68  
See PRICE LIST on page 66-67-68

PARTY 1600 VC



**SP:**

Disponibile in versione SP senza pannelli, da incasso  
 Available without panels, SP built-in version  
 Disponible en version SP sans panneaux, version intégrée  
 Verfügbar in Version SP ohne Platten, Einbau-Version  
 Disponible en version SP sin paneles

Colori standard  
 Standard colors



COD. 48



COD. 91

Colori optional  
 Optional colors



COD. 07



COD. 70



RAL



		°C	mm. (LxPxH)	mm. (LxPxH) SP dimensioni/dimensions	Watt	DEFROST				Kg.	Kg. SP peso/weight		
Party angolo 90° VD		+4/+10	2168x1063x1328	2140x1036x1328	850		230v/1/50Hz		R404a	206	171	-	Di serie
Party angolo 90° VDB		+4/+10	2168x1063x1150	2140x1036x1150	850		230v/1/50Hz		R404a	206	171	-	Di serie
Party Mobile Cassa		Ambient	690x861x961	650x808x948	-	-	-	-	-	40	20	-	-

Dati di collaudo • Test details • Détails d'essai • Prüfungsergebnisse • Datos de ensayo • MAX = (30°C - % U.R. 55)

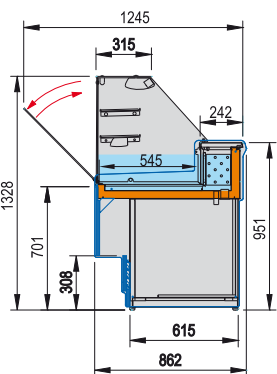
Prezzi vedi LISTINO a pagina 66-69  
 See PRICE LIST on page 66-69



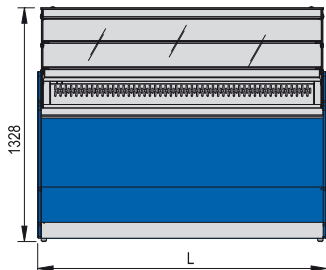
# PARTY

Versione SP / SP version

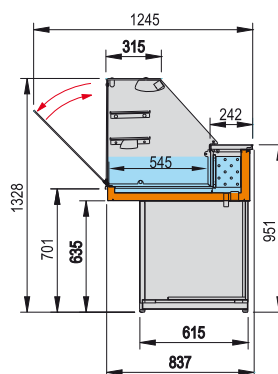
PARTY VD



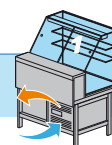
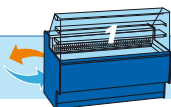
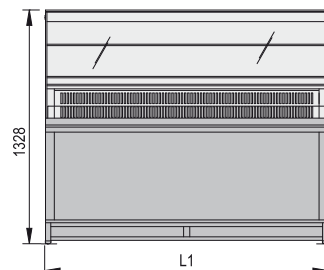
PARTY VD SG



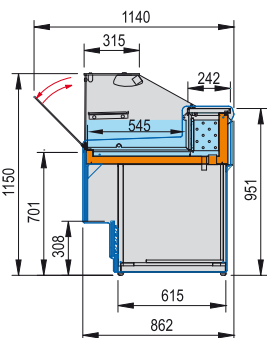
PARTY VD SP



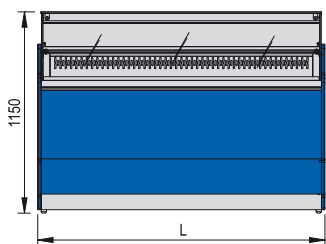
PARTY VD SG SP



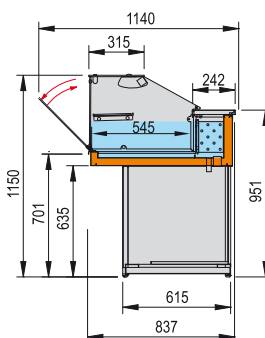
PARTY VDB



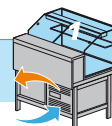
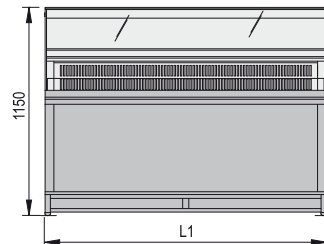
PARTY VDB SG



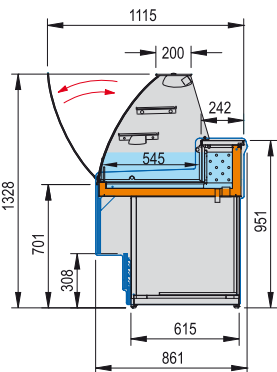
PARTY VDB SP



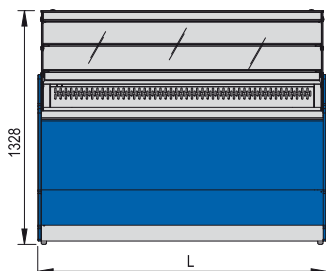
PARTY VDB SG SP



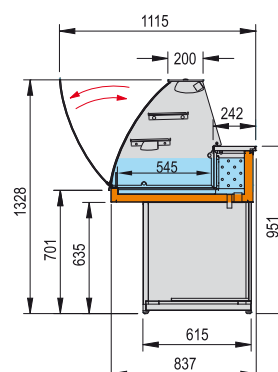
PARTY VC



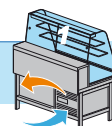
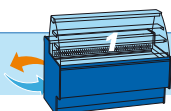
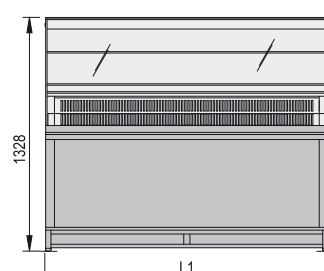
PARTY VC SG



PARTY VC SP



PARTY VC SG SP



# PARTY ANGOLI

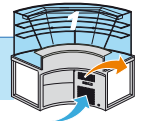
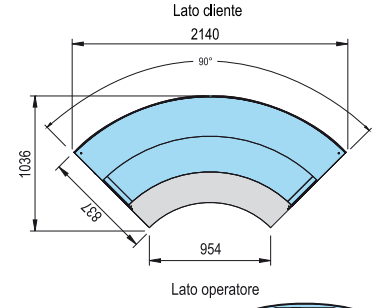
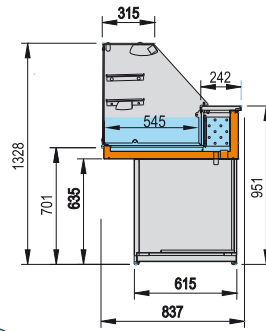
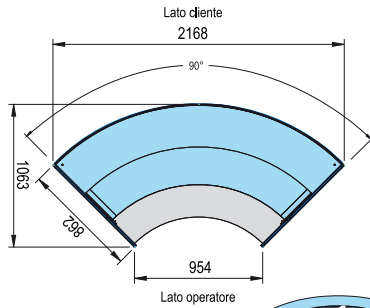
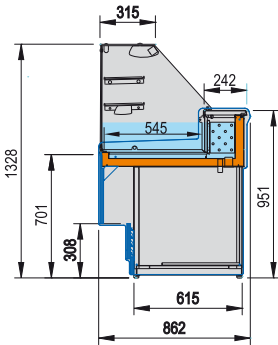
Versione SP / SP version

**PARTY ANGOLO 90° VD**

**PARTY ANGOLO 90° VD SG**

**PARTY ANGOLO 90° VD SP**

**PARTY ANGOLO 90° VD SG SP**

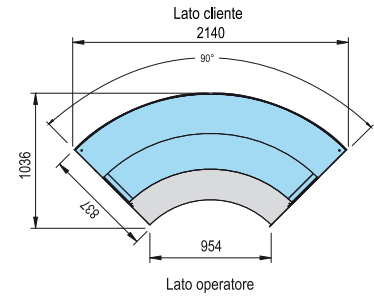
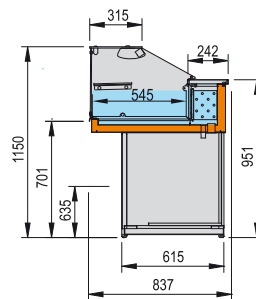
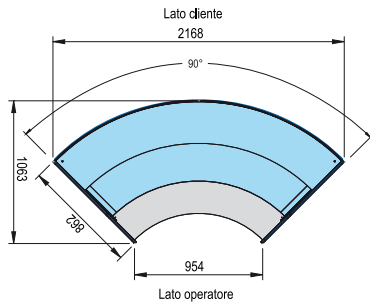
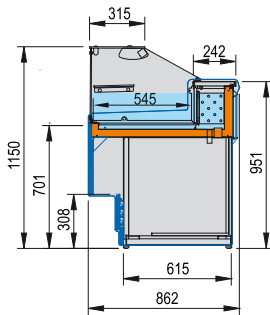


**PARTY ANGOLO 90° VDB**

**PARTY ANGOLO 90° VDB SG**

**PARTY ANGOLO 90° VDB SP**

**PARTY ANGOLO 90° VDB SG SP**

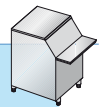
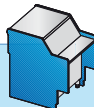
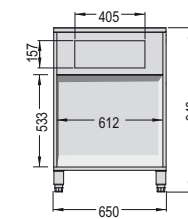
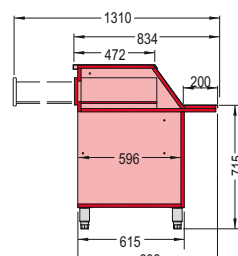
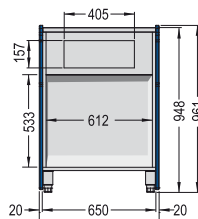
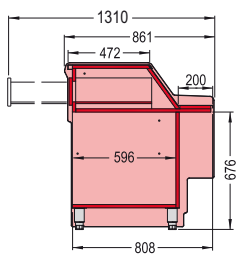


# PARTY CASSA

Versione SP / SP version

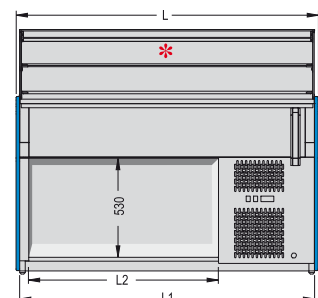
**PARTY MOBILE CASSA**

**PARTY MOBILE CASSA SP**



PARTY	1100	1600	2120
L = Larghezza con pannelli laterali / Width with side panels / Largeur avec panneaux latérales / Breite mit Seitenblechtafel / Anchura con paneles laterales	1140	1643	2160
L1 = Larghezza senza pannelli laterali / Width without side panels / Largeur sans panneaux latérales / Breite ohne Seitenblechtafel / Anchura sin paneles laterales	1100	1603	2120
L2 = Larghezza vano neutro / Neutral compartment width / Largeur du logement à la température ambiante / Breite des neutralen Raums / Anchura vano neutro	527	1030	1547

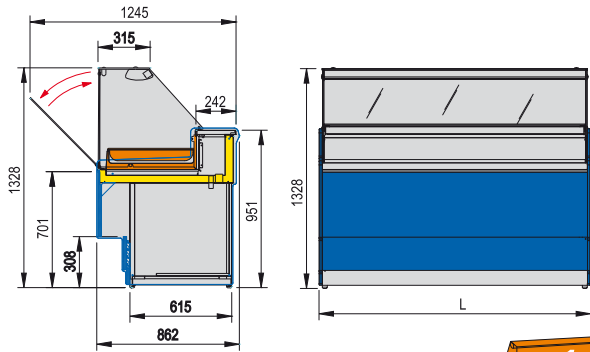
\* • Lato servizio accessibile tramite tendina auto-avvolgente (di serie) • Service side reachable through self-twisting curtain (serial) • Côte du service accessible parmi d'un rideau auto-déroulable (livré de série) • Service Seite erreichbar durch einen selbst aufwickelnden Vorhang (serienmäßig) • Lado servicio accesible por cortina-envolvente, de serie



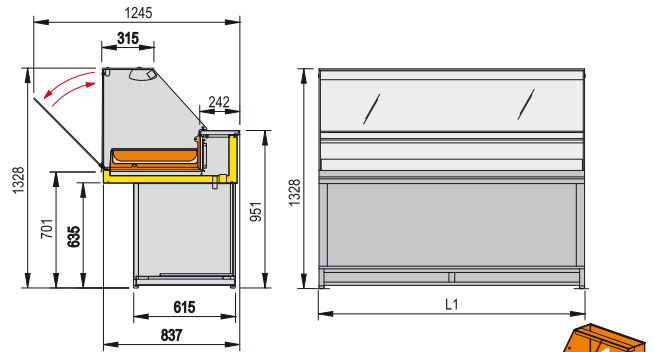
## PARTY BAIN-MARIE

Versione SP / SP version

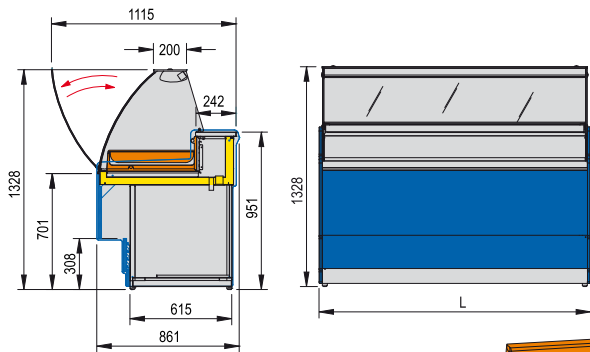
## PARTY BM VD



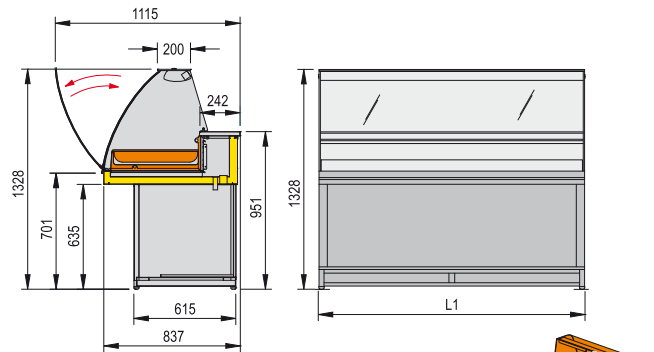
## PARTY BM VD SP



## PARTY BM VC



## PARTY BM VC SP



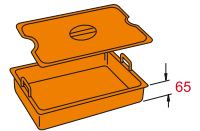
PARTY 1100

PARTY 1600

PARTY 2120

## GN 1/1

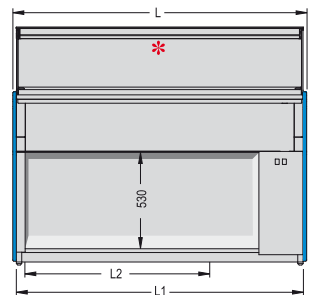
- Le vaschette GN sono fornite a richiesta
- GN basins are available on request
- Les bacs GN sont fournis sur demande
- Die GN schalen werden auf Wunsch geliefert
- Las cubetas GN se entregan bajo demanda



## PARTY BM

	1100	1600	2120
L = Larghezza con pannelli laterali / Width with side panels / Largeur avec panneaux latérales / Breite mit Seitenblechtafel / Anchura con paneles laterales	1140	1643	2160
L1 = Larghezza senza pannelli laterali / Width without side panels / Largeur sans panneaux latérales / Breite ohne Seitenblechtafel / Anchura sin paneles laterales	1100	1603	2120
L2 = Larghezza vano neutro / Neutral compartment width / Largeur du logement à la température ambiante / Breite des neutralen Raums / Anchura vano neutro	827	1330	1847

- \* • Lato servizio accessibile tramite tendina auto-avvolgente (di serie) • Service side reachable through self-twisting curtain (serial)  
 • Côte du service accessible parmi d'un rideau auto-déroulable (livré de série) • Service Seite erreichbar durch einen selbst aufwickelnden Vorhang (serienmäßig) • Lado servicio accesible por cortina-envolvente, de serie



	°C	GN 1/1	mm. (LxPxH)	mm. (LxPxH) SP dimensioni/dimensions	Watt		Kg.	Kg. SP peso/weight		
Party 1100 BM VD	+30/+70	n° 3 mm. 530x325 - h. max 65	1140x862x1328	1100x837x1328	1500	230v/1/50Hz	80	50	-	Di serie
Party 1600 BM VD	+30/+70	n° 4 mm. 530x325 - h. max 65	1643x862x1328	1603x837x1328	1200x2	230v/1/50Hz	186	151	-	Di serie
Party 2120 BM VD	+30/+70	n° 6 mm. 530x325 - h. max 65	2160x862x1328	2120x837x1328	1500x2	230v/1/50Hz	246	206	-	Di serie
Party 1100 BM VC	+30/+70	n° 3 mm. 530x325 - h. max 65	1140x862x1328	1100x837x1328	1500	230v/1/50Hz	80	50	-	Di serie
Party 1600 BM VC	+30/+70	n° 4 mm. 530x325 - h. max 65	1643x862x1328	1603x837x1328	1200x2	230v/1/50Hz	186	151	-	Di serie
Party 2120 BM VC	+30/+70	n° 6 mm. 530x325 - h. max 65	2160x862x1328	2120x837x1328	1500x2	230v/1/50Hz	246	206	-	Di serie

Prezzi vedi LISTINO a pagina 67-68-69  
 See PRICE LIST on page 67-68-69



STRIKE 9+9 VC



**NEW STRIKE IS:**

Disponibile in versione IS, con impianto staccato. (L'accessorio UMC, è da ordinare obbligatoriamente al momento dell'acquisto) / Available in IS version, with remote compressor set. (Accessory UMC, must be ordered necessarily at time of purchase) / Disponible en version IS, avec groupe motocompresseur à distance. (Accessoire UMC, doit être nécessairement commandé au moment de l'achat) / Verfügbar in IS Ausführung, mit entferntem Aggregat. (das Zubehör UMC muss unbedingt beim Einkauf bestellt werden) / Disponible en la versión IS, con instalación individual. (El accesorio UMC, se debe ordenar obligatoriamente en el momento de la compra).

Profondità del supporto targhette gusti / Depth of the support for flavours stickers / Profondeur du support des étiquettes de goûts / Tiefe Auflage Eisgeschmack Schildern / Profundidad soporte para los indicadores de sabores  
65 mm.




**SP:**

Disponibile in versione SP senza pannelli, da incasso  
Available without panels, SP built-in version  
Disponible en version SP sans panneaux, version intégrée  
Verfügbar in Version SP ohne Platten, Einbau-Version  
Disponible en version SP sin paneles

- Sistema antiappannamento con vetro frontale termico alimentato elettricamente
- Anti-mist system with thermic frontal glass feeded electrically
- Système anti-tuée avec vitre frontale thermique alimenté électriquement
- Antibeschlag System mit frontalem thermischen Glas elektrisch versorgt
- Sistema para evitar el vaho con vidrio frontal térmico alimentado eléctricamente

**Colori standard  
Standard colors**




**Colori optional  
Optional colors**



		°C	mm. (LxPxH)	mm. (LxPxH) SP dimensioni/dimensions	Watt	DEFOST	H <sub>2</sub> O			Kg.	Kg. SP peso/weight		
Strike 6+6 VC		-16/-18	1140x862x1328	1100x837x1328	880		AUT	230v/1/50Hz	R404a	140	140	-	Di serie
Strike 9+9 VC		-16/-18	1643x862x1328	1603x837x1328	1100		AUT	230v/1/50Hz	R404a	236	236	-	Di serie
Strike 12+12 VC		-16/-18	2160x862x1328	2120x837x1328	1400		AUT	230v/1/50Hz	R404a	296	296	-	Di serie
Strike 6+6 VD		-16/-18	1140x862x1328	1100x837x1328	880		AUT	230v/1/50Hz	R404a	140	140	-	Di serie
Strike 9+9 VD		-16/-18	1643x862x1328	1603x837x1328	1100		AUT	230v/1/50Hz	R404a	236	236	-	Di serie
Strike 12+12 VD		-16/-18	2160x862x1328	2120x837x1328	1400		AUT	230v/1/50Hz	R404a	296	296	-	Di serie

Dati di collaudo • Test details • Détails d'essai • Prüfungsergebnisse • Datos de ensayo • MAX = (30°C - % U.R. 55)

Prezzi vedi LISTINO a pagina 69-70  
See PRICE LIST on page 69-70





PARTY E STRIKE VD

**NEW STRIKE SG/IC:**

Disponibile in versione SG/IC, senza gruppo refrigerante, per impianti centralizzati / Available in version SG/IC, without condensing unit, for centralized systems / Disponible en version SG/IC, sans unité de condensation, pour les systèmes centralisés / Verfügbar in SG/IC Ausführung, ohne Gruppe, für Zentralkühlungen / Disponible en la versión SG/IC, sin grupo refrigerador, para instalaciones centralizadas

**NEW 2014!**

PARTY & STRIKE: disponibile anche nella versione canalizzabile!  
 PARTY & STRIKE: Also available in canalized version!



# STRIKE

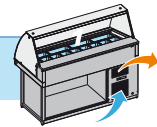
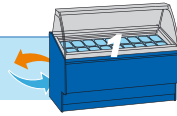
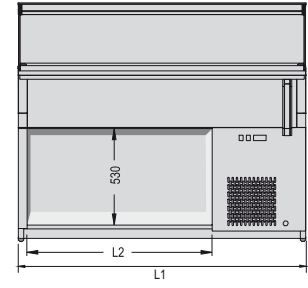
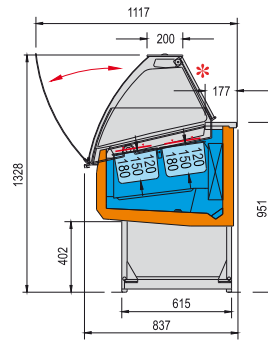
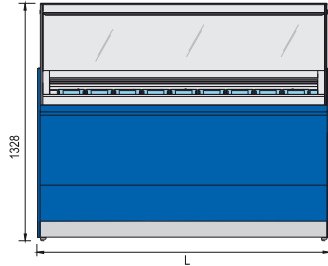
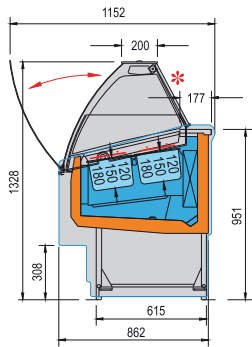
Versione SP / SP version

STRIKE VC

STRIKE VC SG

STRIKE VC SP

STRIKE VC SG SP

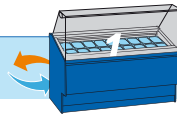
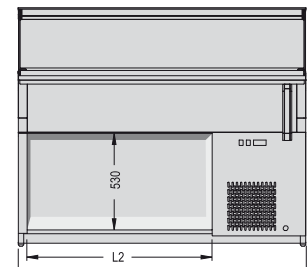
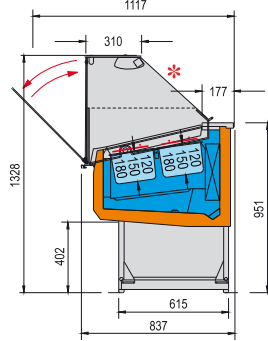
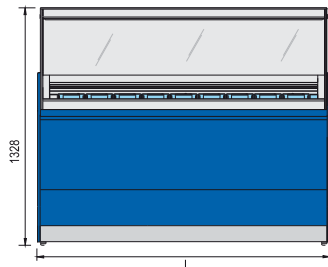
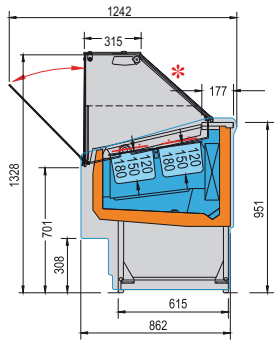


STRIKE VD

STRIKE VD SG

STRIKE VD SP

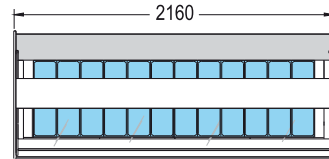
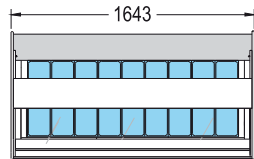
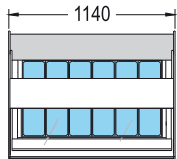
STRIKE VD SG SP



Strike 6+6

Strike 9+9

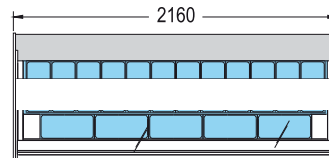
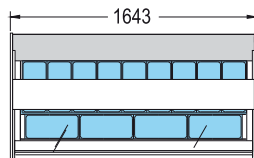
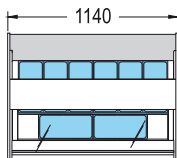
Strike 12+12



W

W

W



X/Z/T

X/Z/T

X/Z/T

X  
360 x 165 x H 120  
Lt. 5

Z  
360 x 165 x H 150  
Lt. 7

T  
360 x 165 x H 180  
Lt. 9

W  
258 x 156 x H 170  
Lt. 4.5



• Le vaschette e i lavaporzionatori vengono forniti a richiesta • Basins and ice-cream wash dosings are available on request • Les bacs et les rince-doseurs sont fournis sur demande • Die schalen und eisdosierwaschschalen werden auf Wunsch geliefert • Las cubetas y los lavaporcionadores se entregan bajo pedido.

\* • Lato servizio accessibile tramite tendina auto-avvolgente (di serie) • Service side reachable through self-twisting curtain (serial) • Côte du service accessible parmi d'un rideau auto-déroulable (livré de série) • Service Seite erreichbar durch einen selbst aufwickelnden Vorhang (serienmäßig) • Lado servicio accesible por cortina-envolvente, de serie

STRIKE	6+6	9+9	12+12
L = Larghezza con pannelli laterali / Width with side panels / Largeur avec panneaux lat rales / Breite mit Seitenblechtafel / Anchura con paneles laterales	1140	1643	2160
L1 = Larghezza senza pannelli laterali / Width without side panels / Largeur sans panneaux lat rales / Breite ohne Seitenblechtafel / Anchura sin paneles laterales	1100	1603	2120
L2 = Larghezza vano neutro / Neutral compartment width / Largeur du logement la température ambiante / Breite des neutralen Raums / Anchura vano neutro	520	1020	1535



OPTIONAL:  
Kit ruote con e senza freno  
Kit of wheels with and without brake  
Kit roues avec et sans frein  
Kit Räder mit und ohne Bremse  
Kit ruedas con y sin freno:  
n° 2+2



## AMBASSADOR



AMBASSADOR (GELATERIA / ICE CREAM)

# SPLENDIDA



SPLENDIDA (PASTICCERIA / PASTRY)



## SPLENDIDA 220 LLX

**SP:**

Disponibile in versione SP senza pannelli, da incasso  
*Available without panels, SP built-in version*  
 Disponible en version SP sans panneaux, version intégrée  
*Verfügbar in Version SP ohne Platten, Einbau-Version*  
 Disponible en version SP sin paneles

**NEW SPLENDIDA IS / SPLENDIDA LLX IS:**

Disponibile in versione IS, con impianto staccato (l' UMC può essere acquistata come optional) / *Available in IS version, with remote compressor set (the UMC, can be ordered as optional)* / Disponible en version IS, avec groupe motocompresseur à distance (l' UMC, peut être commandé comme optional au moment de l'achat) / *Verfügbar in IS Ausführung, mit entferntem Aggregat (UMC kann als Optional bestellt werden)* / Disponible en la versión IS, con instalación individual (la UMC se puede comprar como extra)

	°C	mm. (LxPxH)	mm. (LxPxH)	mm. (LxPxH)	<b>DI SERIE</b>	Watt	DEFROST				Kg.	Kg.		
Splendida 115	+4/+8	1150x1150x1370	1100x1100x1370	n° 2 mm. 250x1065	404	230v/1/50Hz	R404a	174	174	-	Di serie			
Splendida 165	+4/+8	1653x1150x1370	1603x1100x1370	n° 2 mm. 250x1568	546	230v/1/50Hz	R404a	212	212	-	Di serie			
Splendida 220	+4/+8	2170x1150x1370	2120x1100x1370	n° 2 mm. 250x2085	606	230v/1/50Hz	R404a	318	318	-	Di serie			

Dati di collaudo • Test details • Détails d'essai • Prüfungsergebnisse • Datos de ensayo • MAX = (30°C - % U.R. 55)

Prezzi vedi LISTINO a pagina 72  
 See PRICE LIST on page 72




Colori standard metallizzati Standard metalized colors	Colori standard non metallizzati Standard no metallic colors	Colori standard legno Standard wood colors	Colori optional Optional colors
COD. 46 COD. 51 COD. 47	COD. 42 COD. 41	COD. 91 COD. 40	COD. 07 COD. 70 RAL

		 °C	 mm. (LxPxH)	 mm. (LxPxH) <i>SP dimensioni/dimensions</i>	 <b>DI SERIE</b>	 Watt	 DEFROST				 Kg.	 Kg. <i>SP peso/weight</i>		
Splendida 115 LLX		+4/+8	1150x1150x1370	1100x1100x1370	n° 2 mm. 250x1065	553		230v/1/50Hz		R404a	174	174	-	Di serie
Splendida 165 LLX		+4/+8	1653x1150x1370	1603x1100x1370	n° 2 mm. 250x1568	626		230v/1/50Hz		R404a	212	212	-	Di serie
Splendida 220 LLX		+4/+8	2170x1150x1370	2120x1100x1370	n° 2 mm. 250x2085	696		230v/1/50Hz		R404a	318	318	-	Di serie

Dati di collaudo • Test details • Détails d'essai • Prüfungsergebnisse • Datos de ensayo • MAX = (30°C - % U.R. 55)

Prezzi vedi LISTINO a pagina 72-73  
See PRICE LIST on page 72-73



SPLENDIDA 220 E BANCO CASSA


SPLENDIDA CANALIZZATA  
SPLENDIDA 115 - SPLENDIDA 220 - SPLENDIDA 115





- Banco cassa
- Cash desk
- Meuble pour caisse
- Geldschrank
- Mueble caja

- Apertura vetro curvo con pistoni di bilanciamento
  - Bent glass opening with balancing pistons
- Ouverture verre bombé avec pistons de balancement
  - Öffnung des gebogenen Glases durch Ausgleichkolben
  - Abertura vidrio curvo con pistones de equilibrio



**OPTIONAL:**

- Paralume con neon refrigerati
- Lamp shade with refrigerated neon tubes
- Abat-jour avec néon réfrigéré
- Leuchtschirm mit gekühlten Neonröhren
- Pantalla con tubo neón refrigerado

**OPTIONAL:**

- Mensole riscaldate: °C +40/+50
- Heated shelves: °C +40/+50
- Etagères chauffées: °C +40/+50
- Beheizte Abstellplatten: °C +40/+50
- Ménsulas calentadas: °C +40/+50



**OPTIONAL:**

- Contenitore per carta da confezione
- Container for wrapping paper
- Boîtier pour papier d'emballage
- Einwickelpapierkasten
- Contenedor para papel para envolver



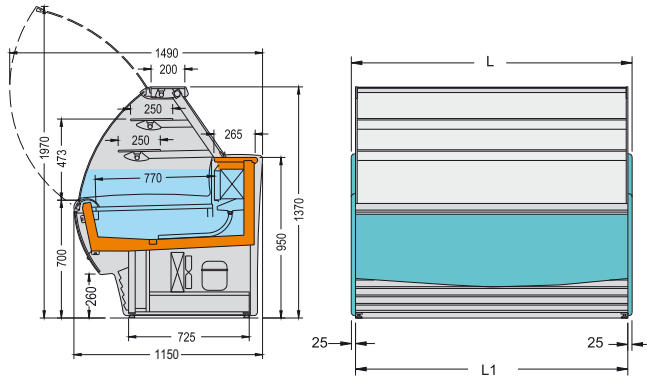
- Vano neutro
- Neutral compartment
- Logement à la température ambiante
- Neutraler Raum
- Vano neutro



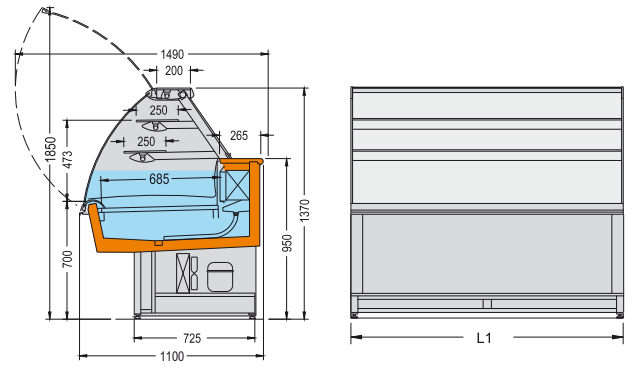
# SPLENDIDA

Versione SP / SP version

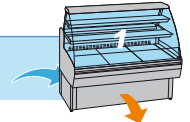
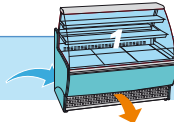
## SPLENDIDA SPLENDIDA SG



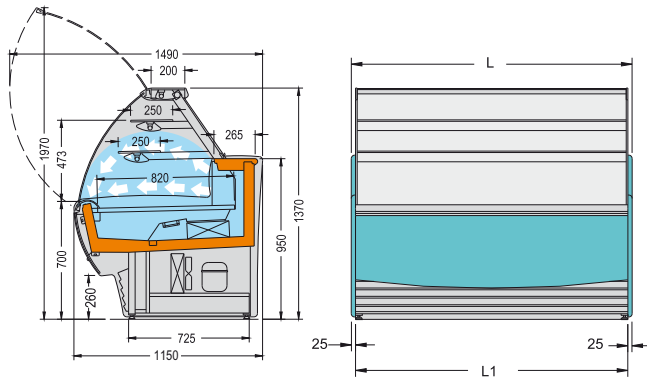
## SPLENDIDA SP SPLENDIDA SG SP



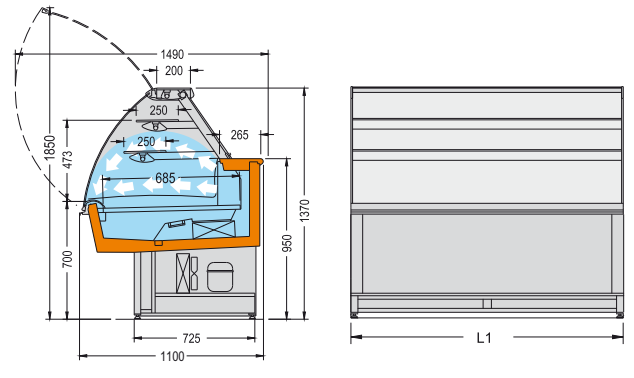
115 165 220



## SPLENDIDA LLX SPLENDIDA LLX SG

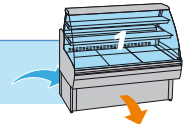
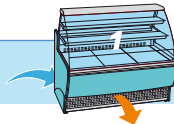


## SPLENDIDA LLX SP SPLENDIDA LLX SG SP

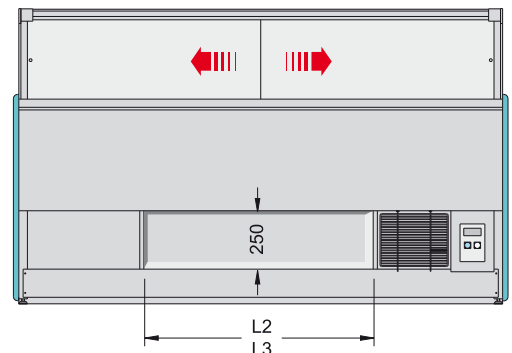


Vetrina ventilata, con il sistema di circolazione forzata dell'aria fredda consente un'ottimale refrigerazione sia nella vasca che sulla mensola centrale.  
 Fan assisted showcase, with forced air ventilation system allows an excellent refrigeration both in the bottom compartment and on the middle shelf.  
 Vitrine ventilé, avec system de circuit d'air froide forcé permet une optimale réfrigération soit dans la couve que sur l'étagère centrale.  
 Ventilierter Vitrine, mit gezwungenem kalten Luft System erlaubt eine optimale Kühlung es sei in der Wanne als auch auf der zentralen Auflage.  
 Vitrina ventilada, con sistema de circulación forzada del aire, permite una refrigeración optimal de la cuba y del estante central.

115 165 220

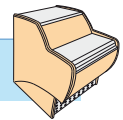
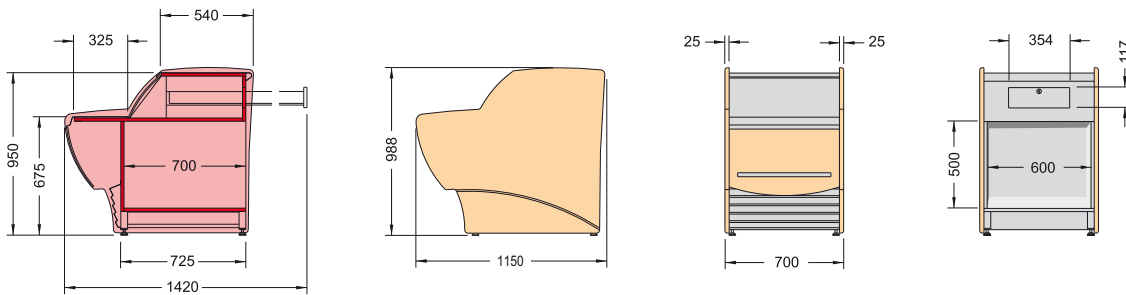


SPLENDIDA / SPLENDIDA LLX	115	165	220
L = Larghezza con pannelli laterali / Width with side panels / Largeur avec panneaux latérales / Breite mit Seitenblechtafel / Anchura con paneles laterales	1150	1653	2170
L1 = Larghezza senza pannelli laterali / Width without side panels / Largeur sans panneaux latérales / Breite ohne Seitenblechtafel / Anchura sin paneles laterales	1100	1603	2120
L2 = Larghezza vano neutro / Neutral compartment width / Largeur du logement à la température ambiante / Breite des neutralen Raums / Anchura vano neutro	322	702	1062
L3 = Larghezza vano neutro con l'uso del paralume refrigerato / Width neutral room by using refrigerated lamp shade / Largeur de la chambre neutre avec utilisation de l'abat-jour réfrigéré / Breite neutraler Raum mit Benutzung von gekühltem Lampenschirm / Ancho hueco neutral con el empleo de la pantalla refrigerada	—	322	702



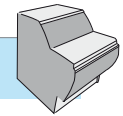
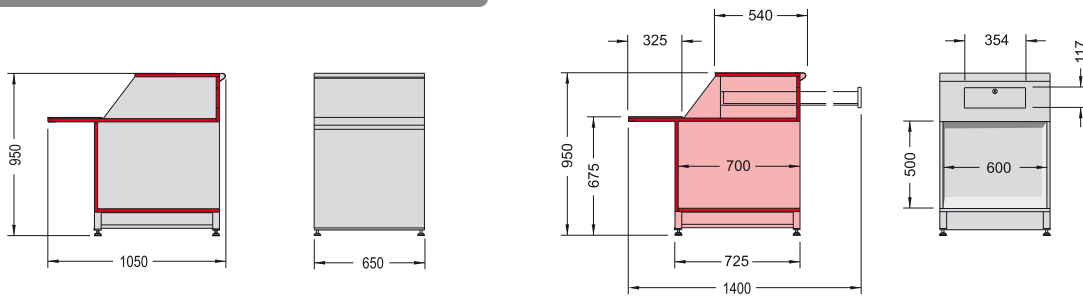
# SPLENDIDA CASSA

## MOBILE CASSA AS



## MOBILE CASSA AS SP

Versione SP / SP version



Colori metallizzati / *Metalized colours* / Couleurs métallisées  
*Metallhaltige Farben* / Colores metalizados



Colori non metallizzati  
*No metallic colours*  
Pas de couleurs métallisées *Keine*  
*Metallic-Farben*  
No Metálicos colores

























Colori legno / *Wood colours* / Couleurs bois / *Holz Farben* / Madera colores



AMBASSADOR 24



													
	°C	mm. (LxPxH)	mm. (LxPxH) <i>SP dimensioni/dimensions</i>	Watt					Kg.	Kg. <i>SP peso/weight</i>			
Ambassador 12		-16/-18	1150x1150x1370	1100x1100x1370	1430	Watt 1940 	230v/1/50Hz		R404a	163	163	-	Di serie
Ambassador 18		-16/-18	1653x1150x1370	1603x1100x1370	1650	Watt 3630 	230v/1/50Hz		R404a	220	220	-	Di serie
Ambassador 24		-16/-18	2170x1150x1370	2120x1100x1370	1900	Watt 4590 	400v/3/50Hz		R404a	311	311	-	Di serie
Ambassador 12+12		-16/-18	2170x1150x1370	2120x1100x1370	1430x2	Watt 1940x2 	230v/1/50Hz		R404a	311	311	-	Di serie

Dati di collaudo • Test details • Détails d'essai • Prüfungsergebnisse • Datos de ensayo • MAX = (30°C - % U.R. 55)



Prezzi vedi LISTINO a pagina 73-74  
See PRICE LIST on page 73-74



### NEW AMBASSADOR IS:

Disponibile in versione IS, con impianto staccato. (L'accessorio UMC, è da ordinare obbligatoriamente al momento dell'acquisto) / Available in IS version, with remote compressor set. (Accessory UMC, must be ordered necessarily at time of purchase) / Disponible en version IS, avec groupe motocompresseur à distance. (Accessoire UMC, doit être nécessairement commandé au moment de l'achat) / Verfügbar in IS Ausführung, mit entferntem Aggregat. (das Zubehör UMC muss unbedingt beim Einkauf bestellt werden) / Disponible en la versión IS, con instalación individual. (El accesorio UMC, se debe ordenar obligatoriamente en el momento de la compra).


### NEW AMBASSADOR SG/IC:

Disponibile in versione SG/IC, senza gruppo refrigerante, per impianti centralizzati. Available in version SG/IC, without condensing unit, for centralized systems. Disponible en version SG/IC, sans unité de condensation, pour les systèmes centralisés. Verfügbar in SG/IC Ausführung, ohne Gruppe, für Zentralkühlungen. Disponible en la versión SG/IC, sin grupo refrigerador, para instalaciones centralizadas.

### SP:

Disponibile in versione SP senza pannelli, da incasso  
Available without panels, SP built-in version  
Disponible en version SP sans panneaux, version intégrée  
Verfügbar in Version SP ohne Platten, Einbau-Version  
Disponible en version SP sin paneles

Colori standard metallizzati  
Standard metalized colors



Colori standard non metallizzati  
Standard no metallic colors



Colori standard legno  
Standard wood colors



Colori optional  
Optional colors





ESEMPIO NON CANALIZZATE (AMBASSADOR 24 - MCS - SPLENDIDA 165)







Vetri apribili con pistoni  
 Glasses opening with pistons  
 Vitres ouvrantes avec pistons  
 Aufstellbares Glas mit Kolben  
 Vidrios que se pueden abrir con pistón

Vetro laterale e frontale con resistenza  
 Side and front glass with heating element  
 Verre latéral et frontal avec résistance  
 Seiten- und Front Glas mit Heizung  
 Vidrio lateral y frontal con resistencia

- Posizione dei pistoni accanto alle cerniere
- *Pistons position near the hinges*
- Position des pistons à côté de les charnières
- *Kolbenstellung bei den Scharniern*
- Posición de los pistones junto a las bisagras



mod. AMBASSADOR  
 Tenda notte  
 Night curtain  
 Rideau pour la nuit  
 Gardine für die Nacht  
 Cortina para la noche

Se si desidera usare un settore della macchina per la conservazione delle granite "consultare la ditta.

*If you wish to use a sector of the machine for conservation of "granita's" ask the factory.*

Si vous voulez utiliser un secteur de la machine pour la conservation des granités, consultez la maison.

*Wenn sie ein Sektor von der Maschine fuer Konservierung von Granita's utilisieren wollen, wenden sie sich an die Firma.*

Se si quiere usar un sector de la maquina para la conservacion de las granillas consultar ns. empresa.

#### ACCESSORIO / ACCESSORY

mod. AMBASSADOR

Lavaporzatore esterno con rubinetto

*Outside ice-cream wash dosing with tap*

Rince-doseur extérieur avec robinet

*Aussere Eisdosierwaschschalen mit Hahn*

Lavaporcionador externo con grifo

LxPxH mm.

370x120x230

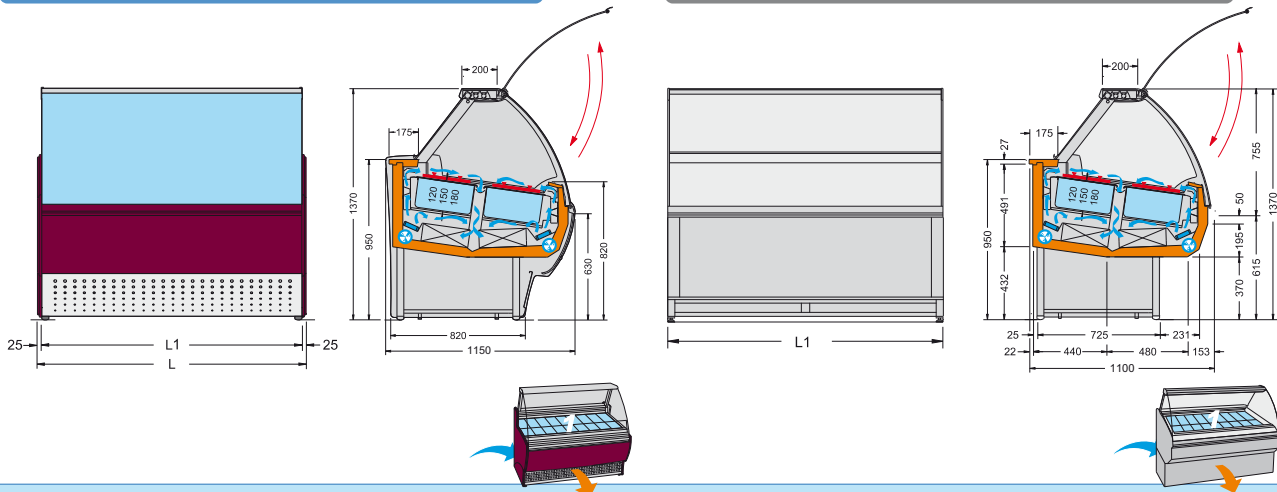


# AMBASSADOR

Versione SP / SP version

AMBASSADOR 12 / 18 / 24 / 12+12  
AMBASSADOR 12 / 18 / 24 / 12+12 SG

AMBASSADOR 12 / 18 / 24 / 12+12 SP  
AMBASSADOR 12 / 18 / 24 / 12+12 SG SP



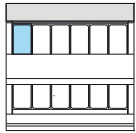
12/18/24 12+12 x 2

	L	L1
AMBASSADOR 12	mm 1150	mm 1100
AMBASSADOR 18	mm 1653	mm 1603
AMBASSADOR 24	mm 2170	mm 2120
AMBASSADOR 12+12	mm 2170	mm 2120



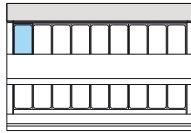
- Vetrina dotata di doppia ventilazione con circuito dell'aria autonomo per ogni fila di vaschette a garanzia di una perfetta omogeneità di temperatura
- Showcase equipped with double ventilation and independent air circuit for each line of basins to guarantee a perfect uniformity of temperature
- Vitrine équipée d'une double ventilation avec circuit d'air autonome pour chaque file des bacs pour garantir une température homogène
- Vitrine ausgerüstet mit doppelter Lüftung mit unabhängigem Luftkreis für jede Reihe von Behälter garantiert für eine perfekte Homogenität
- Vitrina con doble ventilación con circuito del aire autónomo por cada fila de cubetas a garantía de una perfecta homogeneidad de temperatura

Ambassador 12



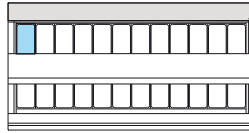
X/Z/T

Ambassador 18



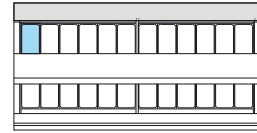
X/Z/T

Ambassador 24

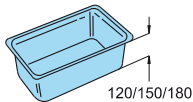


X/Z/T

Ambassador 12+12



X/Z/T




- Le vaschette e i lavaporzionatori vengono forniti a richiesta • Basins and ice-cream wash dosings are available on request • Les bacs et les rince-doseurs sont fournis sur demande • Die schalen und eisdosierwaschschalen werden auf Wunsch geliefert • Las cubetas y los lavaporcionadores se entregan bajo pedido.

Colori metallizzati / Metalized colours / Couleurs métallisées  
Metallhaltige Farben / Colores metalizados



**Cod. 46**  
Rosso Pompei




**Cod. 51**  
Grigio Graphite



**Cod. 47**  
Grigio Smoky

Colori non metallizzati / No metallic colours / Pas de couleurs métallisées / Keine Metallic-Farben / No Metálicos colores




**Cod. 42**  
Beige Volterra

Colori legno / Wood colours / Couleurs bois / Holz Farben / Madera colores



**Cod. 7**  
(Legno grezzo)



**Cod. 91**  
(MDF grezzo - medium density)

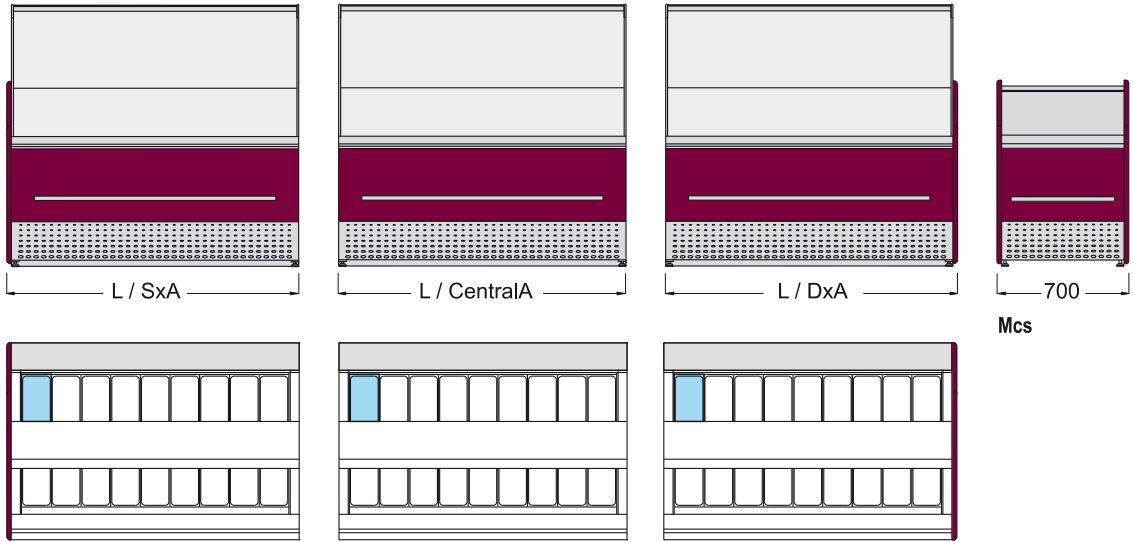






**Cod. 40**  
(Legno scuro)

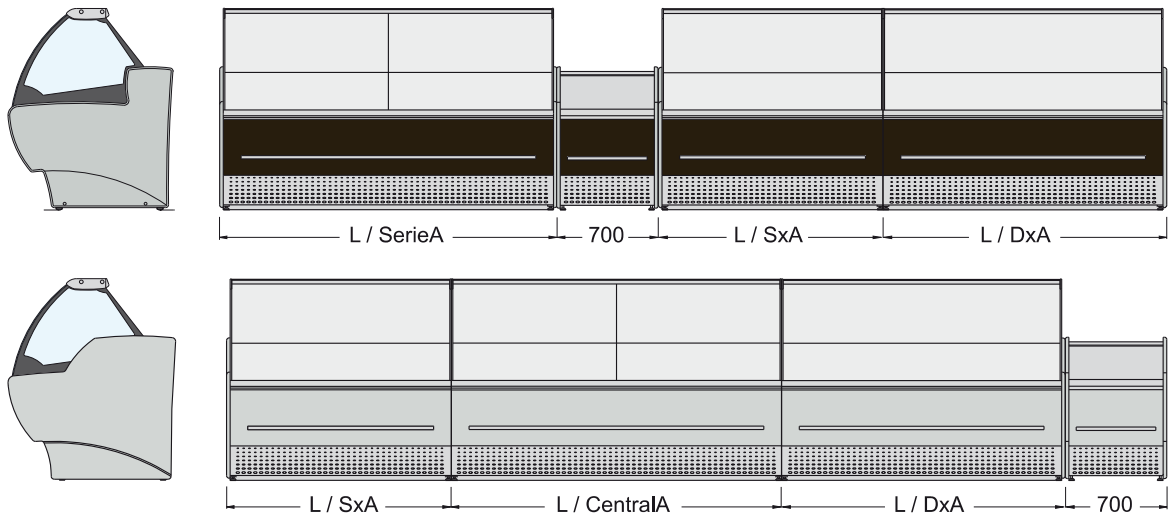


**Cod. 41**  
Azzurro Arno

AMBASSADOR • ESEMPI DI CANALIZZAZIONE

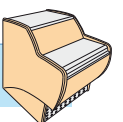
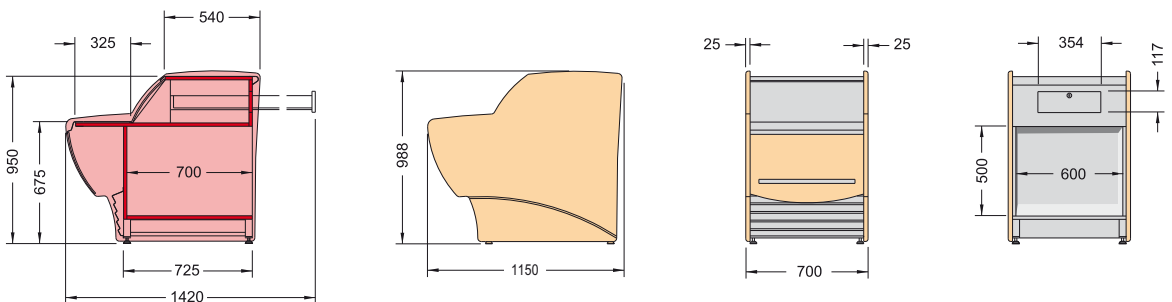


Mod.	L / SxA	L / CentralA	L / DxA	L / SerieA
Ambassador 12 	1125	1100	1125	1150
Ambassador 18 	1628	1603	1628	1653
Ambassador 24 	2145	2120	2145	2170
Ambassador 12+12  x2	2145	2120	2145	2170

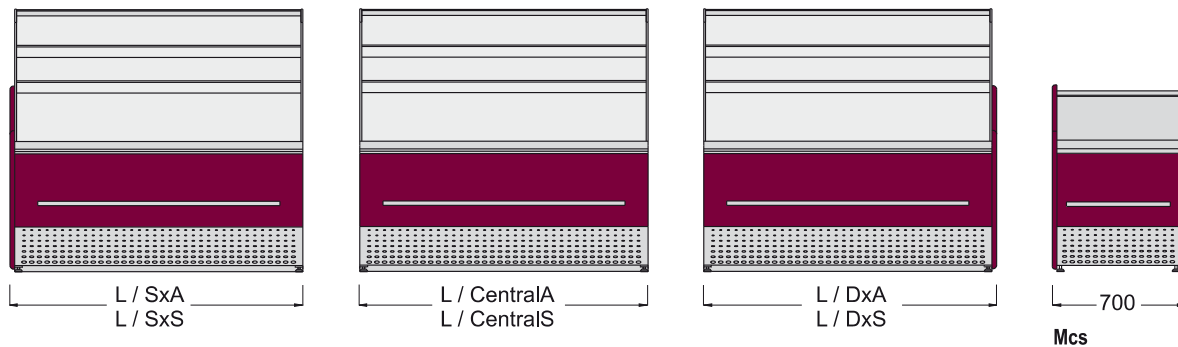


AMBASSADOR CASSA

MOBILE CASSA AS



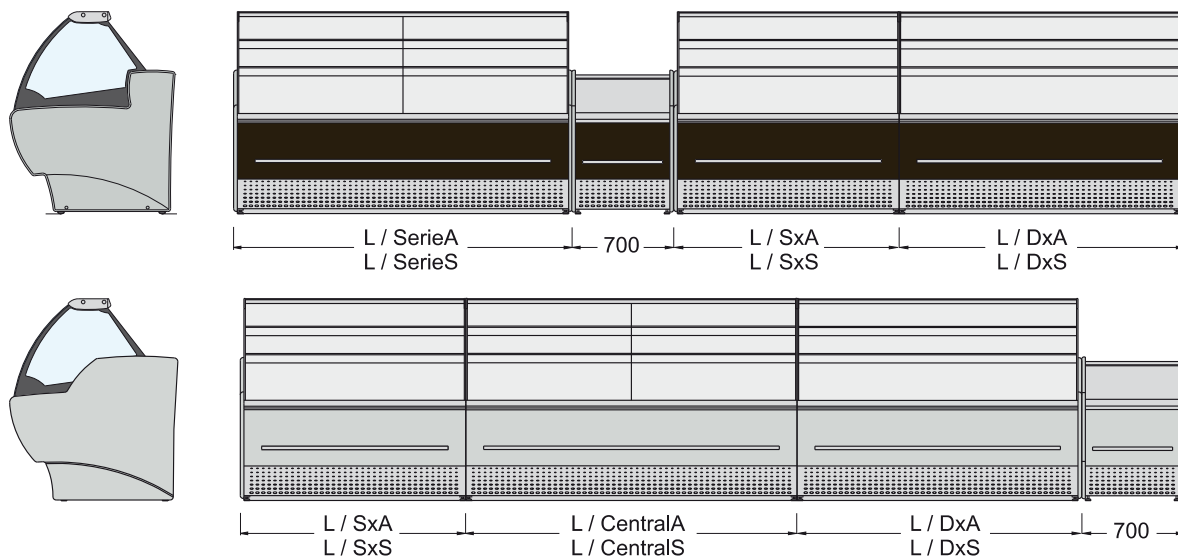
### AMBASSADOR / SPLENDIDA / SPLENDIDA LLX • ESEMPI DI CANALIZZAZIONE



Mod.		L / SxA	L / CentralA	L / DxA	L / SerieA
<b>Ambassador 12</b>		1125	1100	1125	1150
<b>Ambassador 18</b>		1628	1603	1628	1653
<b>Ambassador 24</b>		2145	2120	2145	2170
<b>Ambassador 12+12</b>		2145	2120	2145	2170

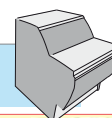
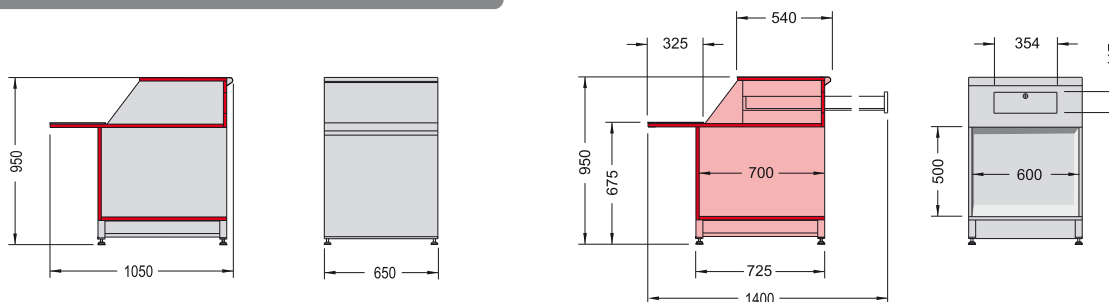
  

Mod.		L / SxS	L / CentralS	L / DxS	L / SerieS
<b>Splendida 115 / Splendida 115 LLX</b>		1125	1100	1125	1150
<b>Splendida 165 / Splendida 165 LLX</b>		1628	1603	1628	1653
<b>Splendida 220 / Splendida 220 LLX</b>		2145	2120	2145	2170



### MOBILE CASSA AS SP

### Versione SP / SP version




Prezzi vedi LISTINO a pagina 74  
See PRICE LIST on page 74



ACCESSORI / ACCESSORIES: mod. AMBASSADOR  
 Porta coni / Cone holder / Porte-cornets / Eistütenhalter / Portacacuruchos



OPTIONAL:  
 mod. SPLENDIDA  
 • Mensole riscaldate: °C +40/+50  
 • Heated shelves: °C +40/+50  
 • Étagères chauffées: °C +40/+50  
 • Beheizte Abstellplatten: °C +40/+50  
 • Ménsulas calentadas: °C +40/+50



ACCESSORIO / ACCESSORY:  
 mod. AMBASSADOR

Lavaporzionatore con rubinetto esterno  
 e porta cialde

*Ice-cream serving spoon washer  
 with outer tap and wafer holder*

Lave-cuillère à servir sorbets et glaces  
 avec robinet extérieur et porte-gaufrettes

*Portionierspüler mit Aussenhahn und Waffelhalter*

Lavadora de cuchara servicio helado  
 con grifo externo y porta barquillos

LxPxH mm.  
 375x115x400x65h



• Banco cassa  
 • Cash desk  
 • Meuble pour caisse  
 • Geldschrank  
 • Mueble caja

• Vano neutro  
 • Neutral compartment  
 • Logement à la température ambiante  
 • Neutraler Raum  
 • Vano neutro

OPTIONAL:  
 • Contenitore per carta da confezione  
 • Container for wrapping paper  
 • Boîtier pour papier d'emballage  
 • Einwickelpapierkasten  
 • Contenedor para papel para envolver

OPTIONAL:  
 mod. AMBASSADOR  
 Ruote con e senza freno  
*Wheels with and without brake*  
 Roues avec et sans frein  
*Räder mit und ohne Bremse*  
 Ruedas con y sin freno



PRIMERA



Rivestimento interno in alluminio gofrato  
*Internal coating in embossed aluminum*

Griglia forata per una migliore distribuzione del freddo  
*Perforated plate for a better cold distribution*



Colori standard  
*Standard colors*

COD. 09

		°C	mm. (LxPxH)	Watt	DEFROST				Con riserva, With reserve, Avec reserve, Mit reserve, Con riserva	Kg.		
Primera 5		-12/-22	1009x615x1296	220		230v/1/50Hz		R404a	•	60	•	Di serie
Primera 7		-12/-22	1298x615x1296	300		230v/1/50Hz		R404a	•	65	•	Di serie

Dati di collaudo • Test details • Détails d'essai • Prüfungsergebnisse • Datos de ensayo • MAX = (30°C - % U.R. 55)

Prezzi vedi LISTINO a pagina 76  
See PRICE LIST on page 76



BASIK 6D RI



**ACCESSORIO / ACCESSORY:**  
Lavaporzionatore esterno con rubinetto  
*Outside ice-cream wash dosing with tap*

Colori standard  
*Standard colors*



















COD. 09



Riserva interna  
*Internal reserve*



		 °C	 mm. (LxPxH)	 Watt	 DEFROST				Con riserva, With reserve, Avec reserve, Mit reserve, Con riserva	 Kg.		
Basik 6D RI		-20/-22	860x827x1247	662		230v/1/50Hz		R404a	•	95	•	Di serie
Basik 7D RI		-20/-22	990x827x1247	692		230v/1/50Hz		R404a	•	110	•	Di serie

Dati di collaudo • Test details • Détails d'essai • Prüfungsergebnisse • Datos de ensayo • MAX = (30°C - % U.R. 55)



Prezzi vedi LISTINO a pagina 76  
See PRICE LIST on page 76

CLASSIC 6 RI



**ACCESSORIO / ACCESSORY:**  
Lavaporzionatore esterno con rubinetto  
*Outside ice-cream wash dosing with tap*



Colori standard  
Standard colors



COD. 09

		°C	mm. (LxPxH)	Watt					Con riserva, With reserve, Avec reserve, Mit reserve, Con riserva	Kg.		
		-20/-22	860x717x1247	420		230v/1/50Hz		R404a	•	95	-	Di serie
		-20/-22	1194x670x1280	430		230v/1/50Hz		R404a	•	145	-	Di serie
		-20/-22	1370x670x1270	470		230v/1/50Hz		R404a	•	122	-	Di serie

Dati di collaudo • Test details • Détails d'essai • Prüfungsergebnisse • Datos de ensayo • MAX = (30°C - % U.R. 55)

Prezzi vedi LISTINO a pagina 76  
See PRICE LIST on page 76



DINAMIK 9 RI



**ACCESSORIO / ACCESSORY:**  
Lavaporzionatore esterno con rubinetto  
*Outside ice-cream wash dosing with tap*

Colori standard  
Standard colors



COD. 09



		°C	mm. (LxPxH)	Watt	DEFROST				Con riserva, With reserve, Avec reserve, Mit reserve, Con riserva	Kg.	
Dinamik 6 RI		-16/-18	1194x670x1247	430		230v/1/50Hz		R404a	•	135	Di serie
Dinamik 7 RI		-16/-18	1370x670x1270	692		230v/1/50Hz		R404a	•	135	Di serie
Dinamik 9 RI		-16/-18	1722x670x1270	740		230v/1/50Hz		R404a	•	158	Di serie

Dati di collaudo • Test details • Détails d'essai • Prüfungsergebnisse • Datos de ensayo • MAX = (30°C - % U.R. 55)



Prezzi vedi LISTINO a pagina 76  
See PRICE LIST on page 76



SINTESIS 7 RI-C

**NEW**



Cella  
interna  
Internal  
room

Colori standard  
Standard colors



COD. 09



		°C	mm. (LxPxH)	Watt	H <sub>2</sub> O				Con riserva, With reserve, Avec reserve, Mit reserve, Con riserva	Kg.			
<b>NEW</b> Sintesis 6 RI-C		-16/-18	1194x670x1265	680		AUT	230v/1/50Hz		R404a	•	130	-	Di serie
<b>NEW</b> Sintesis 7 RI-C		-16/-18	1370x670x1265	705		AUT	230v/1/50Hz		R404a	•	160	-	Di serie
<b>NEW</b> Sintesis 9 RI-C		-16/-18	1722x670x1265	735		AUT	230v/1/50Hz		R404a	•	215	-	Di serie

Dati di collaudo • Test details • Détails d'essai • Prüfungsergebnisse • Datos de ensayo • MAX = (30°C - % U.R. 55)

Prezzi vedi LISTINO a pagina 77  
See PRICE LIST on page 77





















CARISMA 4+4



CARISMA 6+6

										
	°C	mm. (LxPxH)	Watt	DEFROST	230v/1/50Hz		R404a	Kg.		
Carisma 4+4	-16/-18	860x780x1230	650		230v/1/50Hz		R404a	85	-	Di serie
Carisma 6+6	-16/-18	1190x780x1230	725		230v/1/50Hz		R404a	112	-	Di serie
Carisma 7+7	-16/-18	1350x780x1230	755		230v/1/50Hz		R404a	130	-	Di serie

Dati di collaudo • Test details • Détails d'essai • Prüfungsergebnisse • Datos de ensayo • MAX = (30°C - % U.R. 55)



Prezzi vedi LISTINO a pagina 77  
See PRICE LIST on page 77

CARISMA 7+7

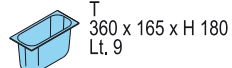
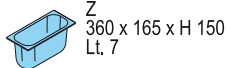
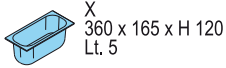
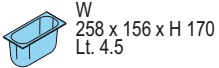


Colori standard  
Standard colors



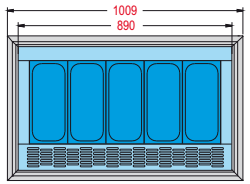
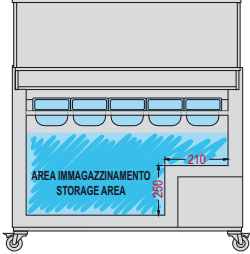
COD. 09



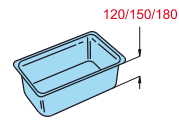
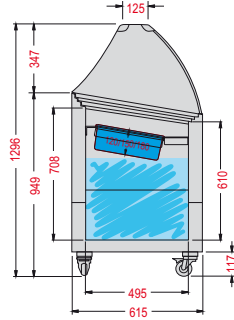
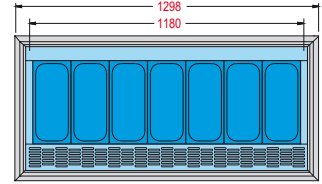
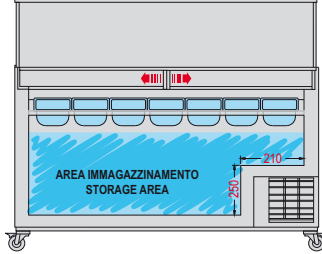


- Le vaschette sono fornite a richiesta
- Basins are available on request
- Les bacs sont fournis sur demande
- Die schalen werden auf Wunsch geliefert
- Las cubetas se entregan bajo demanda

PRIMERA 5



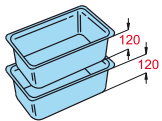
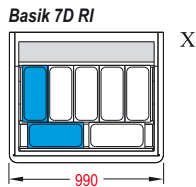
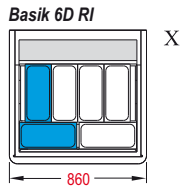
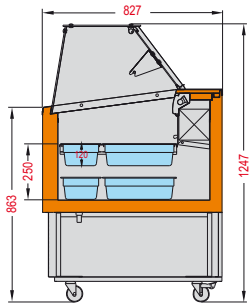
PRIMERA 7



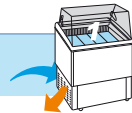
X = Lt. 5 - mm 360 x 165 h. 120  
Z = Lt. 7 - mm 360 x 165 h. 150  
T = Lt. 9 - mm 360 x 165 h. 180



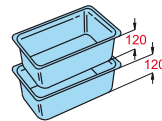
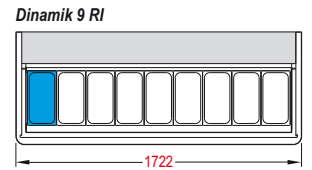
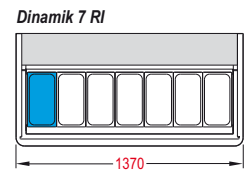
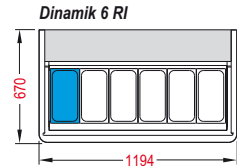
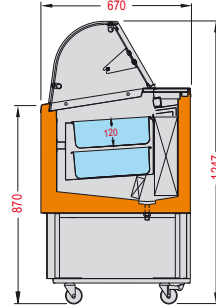
BASIK D RI



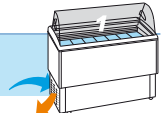
X = Lt. 5 - mm 360 x 165 h. 120



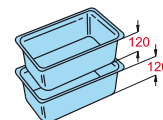
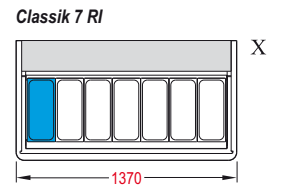
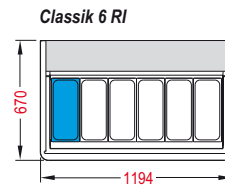
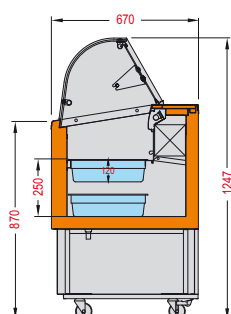
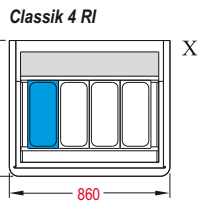
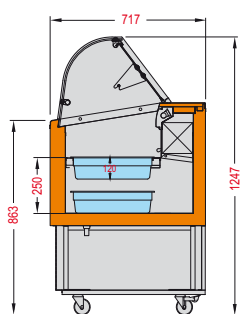
DINAMIK RI



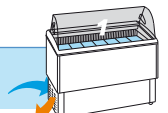
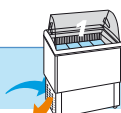
X = Lt. 5 - mm 360 x 165 h. 120



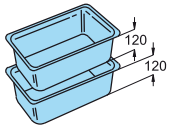
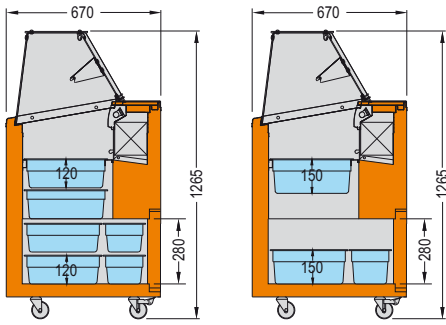
CLASSIK 4 RI



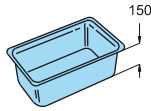
X = Lt. 5 - mm 360 x 165 h. 120



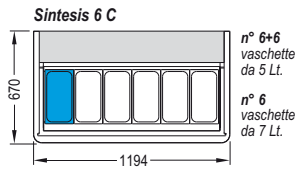
SINTESIS RI-C



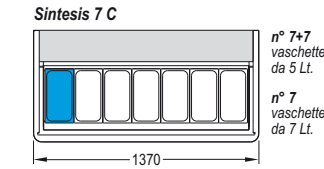
X = Lt. 5  
mm 360 x 165 h. 120



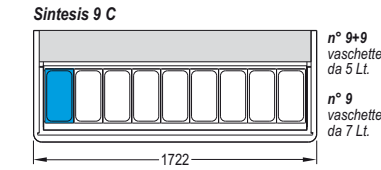
Z = Lt. 7  
mm 360 x 165 h. 150



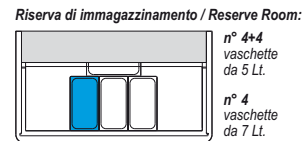
n° 6+6  
vaschette  
da 5 Lt.  
n° 6  
vaschette  
da 7 Lt.



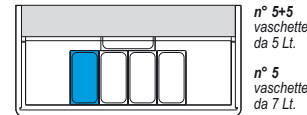
n° 7+7  
vaschette  
da 5 Lt.  
n° 7  
vaschette  
da 7 Lt.



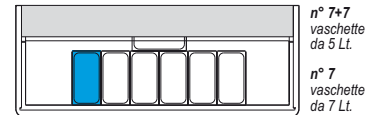
n° 9+9  
vaschette  
da 5 Lt.  
n° 9  
vaschette  
da 7 Lt.



n° 4+4  
vaschette  
da 5 Lt.  
n° 4  
vaschette  
da 7 Lt.

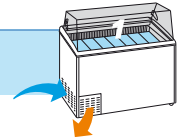


n° 5+5  
vaschette  
da 5 Lt.  
n° 5  
vaschette  
da 7 Lt.



n° 7+7  
vaschette  
da 5 Lt.  
n° 7  
vaschette  
da 7 Lt.

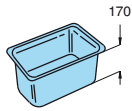
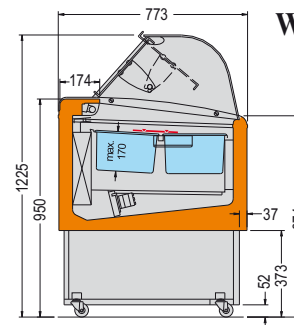
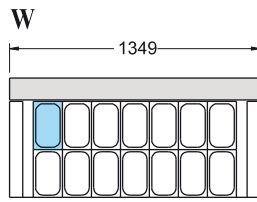
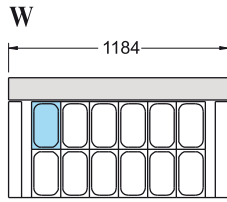
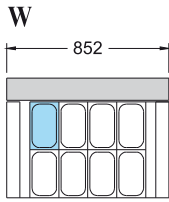
• Le vaschette sono fornite a richiesta • Basins are available on request • Les bacs sont fournis sur demande • Die schalen werden auf Wunsch geliefert • Las cubetas se entregan bajo demanda



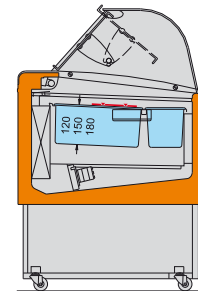
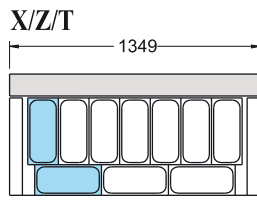
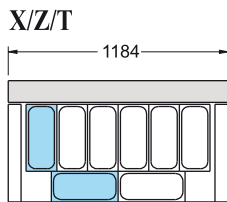
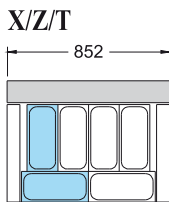
CARISMA 4+4

CARISMA 6+6

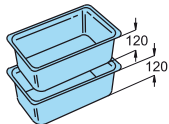
CARISMA 7+7



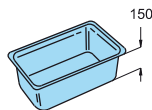
W = Lt. 4,5  
mm 258 x 156 h. 170



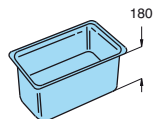
X/Z/T



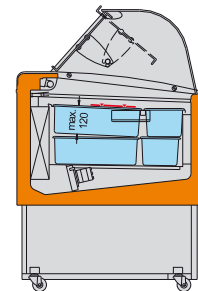
X = Lt. 5  
mm 360 x 165 h. 120



Z = Lt. 7  
mm 360 x 165 h. 150

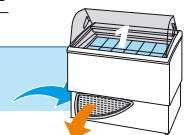


T = Lt. 9  
mm 360 x 165 h. 180




X

- Per raddoppiare la capacità di gelato, le vaschette non devono superare h = mm.120.
- In order to double the capacity to hold ice-cream, the height of the basins must not exceed h = 120 mm.
- Pour doubler la capacité de contenir des glaces, l'hauteur des bacs ne doit pas dépasser h = 120 mm.
- Um das eis-fassungsvermögen zu verdoppeln, muss die höhe der 120 mm. nicht überschreiten.
- Para doblar la capacidad de contener helados, la altura de las cubetas no debe rebasar h = 120 mm.
- Le vaschette e i lavaporzionatori vengono forniti a richiesta.
- Basins and ice-cream wash dosings are available on request.
- Les bacs et les rince-doseurs sont fournis sur demande.
- Die schalen und eisdosierwaschschalen werden auf Wunsch geliefert.
- Las cubetas y los lavaporcionadores se entregan bajo pedido.



STAND 12 LX

NEW



La doppia circolazione di aria fredda garantisce la massima uniformità di temperatura  
 Double cold air circulation ensures maximum temperature uniformity

Colori standard  
 Standard colors

Colori Optional  
 Optional colors



COD. 13



RAL

		°C	mm. (LxPxH)	mm. (LxPxH) SP dimensioni/dimensions	Watt	H <sub>2</sub> O	230v/1/50Hz	R404a	Kg.		
NEW Stand 12 LX		-16/-18	1282x1139x1322	1252x1139x1322	696	AUT	230v/1/50Hz	R404a	262	-	Di serie
NEW Stand 16 LX		-16/-18	1612x1139x1322	1582x1139x1322	850	AUT	230v/1/50Hz	R404a	315	-	Di serie
NEW Stand 18 LX		-16/-18	1777x1139x1322	1747x1139x1322	880	AUT	230v/1/50Hz	R404a	332	-	Di serie
NEW Stand 24 LX		-16/-18	2272x1139x1322	2242x1139x1322	1400	AUT	400v/3/50Hz	R404a	379	-	Di serie

Dati di collaudo • Test details • Détails d'essai • Prüfungsergebnisse • Datos de ensayo • MAX = (30°C - % U.R. 55)



Prezzi vedi LISTINO a pagina 77-78  
 See PRICE LIST on page 77-78

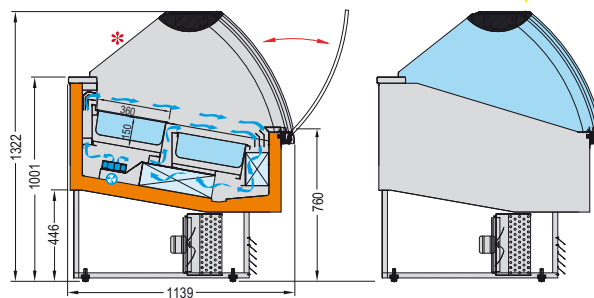
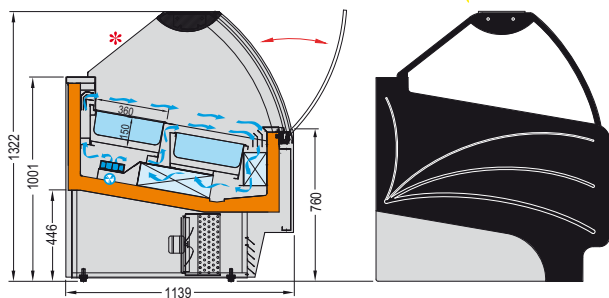
**SP:** Disponibile in versione SP senza pannelli, da incasso / *Available without panels, SP built-in version* / Disponible en version SP sans panneaux, version intégrée / *Verfügbar in Version SP ohne Platten, Einbau-Version* / Disponible en version SP sin paneles

## STAND LX

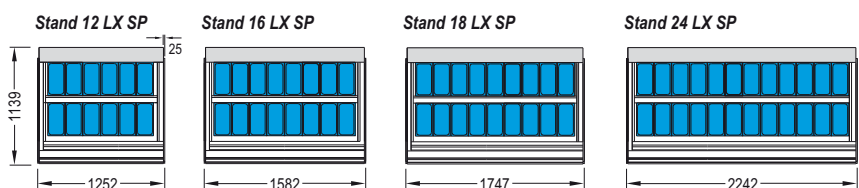
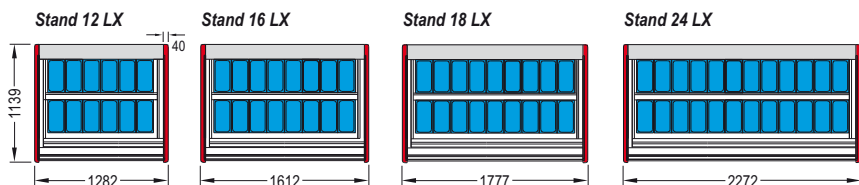
Versione SP / SP version

STAND 12 - 16 - 18 - 24 LX **NEW**

STAND 12 - 16 - 18 - 24 LX SP **NEW**



- La doppia circolazione di aria fredda garantisce la massima uniformità di temperatura
- Double cold air circulation ensures maximum temperature uniformity



\*  
 • Lato servizio accessibile tramite porte scorrevoli (di serie)  
 • Service side reachable through sliding doors (serial)  
 • Côte du service accessible parmi d'un portes coulissantes (livré de série)  
 • Service Seite erreichbar durch einen Schiebetüren (serienmäßig)  
 • Lado servicio accesible por puertas corredizas, de serie

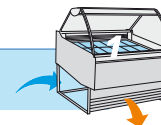
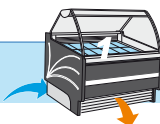
X  
 360 x 165 x H 120  
 Lt. 5



- LE VASCHETTE SONO FORNITE A RICHIESTA
- BASINS ARE AVAILABLE ON REQUEST
- LES BACS SONT FOURNIS SUR DEMANDE
- DIE SCHALEN WERDEN AUF WUNSCH DELIEFERT
- LAS CUBETAS SE ENTREGAN BAJO DEMANDA



**ACCESSORIO / ACCESSORY:**  
 Kit ruote con e senza freno  
 kit of wheels with and without brake  
 Kit roues avec et sans frein  
 Kit Räder mit und ohne Bremse  
 kit ruedas con y sin freno:  
 n° 2+2



**Optional: Cod. 23**



**Optional: Cod. 56**



**Optional: Cod. 55**



## GRAN GALA' 18 LX

**Sistema antiappannamento con vetro frontale termico alimentato elettricamente***Anti-mist system with thermic frontal glas feeded electrically**Système antibuée avec vitre frontale thermique alimenté électriquement**Antibeschlag System mit frontalem thermischen Glas elektrisch versorgt**Sistema para evitar el vaho con vidrio frontal térmico alimentado eléctricamente***SP:**

Disponibile in versione SP senza pannelli, da incasso

*Available without panels, SP built-in version*

Disponibile en version SP sans panneaux, version intégrée

*Verfügbar in Version SP ohne Platten, Einbau-Version*

Disponibile en version SP sin paneles






















**NEW GRAN GALÀ IS:**

Disponibile in versione IS, con impianto staccato. (L'accessorio UMC, è da ordinare obbligatoriamente al momento dell'acquisto) / Available in IS version, with remote compressor set. (Accessory UMC, must be ordered necessarily at time of purchase) / Disponible en version IS, avec groupe motocompresseur à distance. (Accessoire UMC, doit être nécessairement commandé au moment de l'achat) / Verfügbar in IS Ausführung, mit entferntem Aggregat. (das Zubehör UMC muss unbedingt beim Einkauf bestellt werden) / Disponible en la versión IS, con instalación individual. (El accesorio UMC, se debe ordenar obligatoriamente en el momento de la compra).

**NEW GRAN GALÀ SG/IC:**

Disponibile in versione SG/IC, senza gruppo refrigerante, per impianti centralizzati. Available in version SG/IC, without condensing unit, for centralized systems. Disponible en version SG/IC, sans unité de condensation, pour les systèmes centralisés. Verfügbar in SG/IC Ausführung, ohne Gruppe, für Zentralkühlungen. Disponible en la versión SG/IC, sin grupo refrigerador, para instalaciones centralizadas



													
	°C	mm. (LxPxH)	mm. (LxPxH)	Watt					Kg.	Kg.			
			SP dimensioni/dimensions							SP peso/weight			
Gran Galà 12 LX		-16/-18	1150x1130x1330	1100x1107x1330	1430	Watt 1940 	230v/1/50Hz		R404a	258	235	-	Di serie
Gran Galà 16 LX		-16/-18	1488x1130x1330	1438x1107x1330	1620	Watt 3630 	230v/1/50Hz		R404a	312	295	-	Di serie
Gran Galà 18 LX		-16/-18	1653x1130x1330	1603x1107x1330	1650	Watt 3630 	230v/1/50Hz		R404a	350	325	-	Di serie

Dati di collaudo • Test details • Détails d'essai • Prüfungsergebnisse • Datos de ensayo • MAX = (30°C - % U.R. 55)



Prezzi vedi LISTINO a pagina 78-79  
See PRICE LIST on page 78-79





Colori standard Standard colors				Colori standard legno Standard wood colors		Colori optional Optional colors		
COD. 35	COD. 36	COD. 38	COD. 37	COD. 40	COD. 91	COD. 07	COD. 70	RAL

	°C	mm. (LxPxH)	mm. (LxPxH) <i>SP dimensioni/dimensions</i>	Watt	DEFROST	V			Kg.	Kg. <i>SP peso/weight</i>	
Gran Galà 20 LX	-16/-18	1858x1130x1330	1808x1107x1330	2180	Watt 3960	230v/1/50Hz		R404a	379	350	- Di serie
Gran Galà 24 LX	-16/-18	2170x1130x1330	2120x1107x1330	2690	Watt 4590	400v/3/50Hz		R404a	461	390	- Di serie
Gran Galà 12+12 LX	-16/-18	2170x1130x1330	2120x1107x1330	1430x2	Watt 1940x2	230v/1/50Hz		R404a	474	400	- Di serie

Dati di collaudo • Test details • Détails d'essai • Prüfungsergebnisse • Datos de ensayo • MAX = (30°C - % U.R. 55)

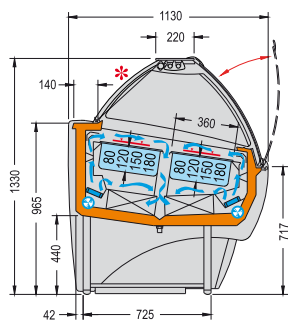
Prezzi vedi LISTINO a pagina 78-79  
See PRICE LIST on page 78-79



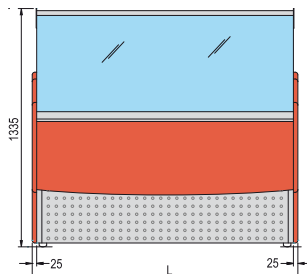
# GRAN GALÀ

Versione SP / SP version

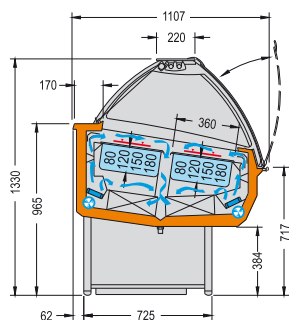
## GRAN GALÀ



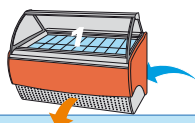
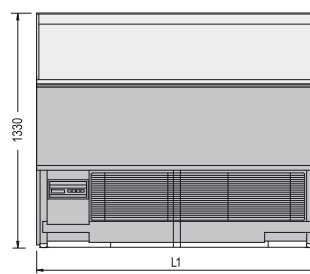
## GRAN GALÀ SG



## GRAN GALÀ SP



## GRAN GALÀ SG SP



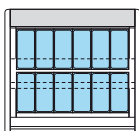
12/16/18/20/24



12+12

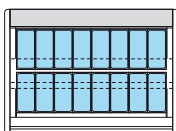


### Gran Galà 12 LX



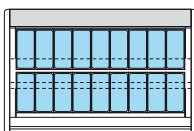
X/Z/T

### Gran Galà 16 LX



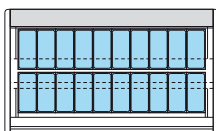
X/Z/T

### Gran Galà 18 LX



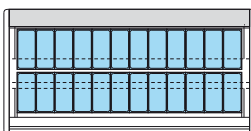
X/Z/T

### Gran Galà 20 LX



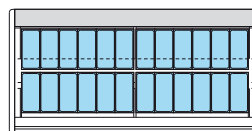
X/Z/T

### Gran Galà 24 LX



X/Z/T

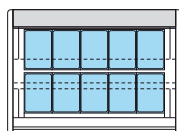
### Gran Galà 12+12 LX



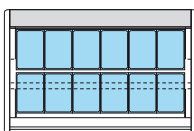
X/Z/T



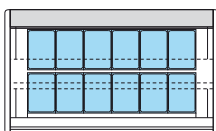
P/Q/R/S



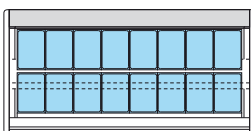
P/Q/R/S



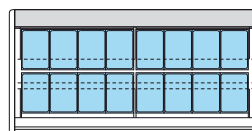
P/Q/R/S



P/Q/R/S



P/Q/R/S



P/Q/R/S

X  
360 x 165 x H 120  
Lt. 5

Z  
360 x 165 x H 150  
Lt. 7

T  
360 x 165 x H 180  
Lt. 9

P  
360 x 250 x H 80  
Lt. 7

Q  
360 x 250 x H 120  
Lt. 10

R  
360 x 250 x H 150  
Lt. 12

S  
360 x 250 x H 180  
Lt. 14



### GRAN GALÀ

	12	16	18	20	24	12+12
L = Larghezza con pannelli laterali Width with side panels Largeur avec panneaux latérales Breite mit Seitenblechtafel Anchura con paneles laterales	1150	1488	1653	1858	2170	2170
L1 = Larghezza senza pannelli laterali Width without side panels Largeur sans panneaux latérales Breite ohne Seitenblechtafel Anchura sin paneles laterales	1100	1438	1603	1808	2120	2120

- LE VASCHETTE E I LAVAPORZIONATORI VENGONO FORNITI A RICHIESTA.
- BASINS AND ICE-CREAM WASH DOSINGS ARE AVAILABLE ON REQUEST.
- LES BACS ET LES RINCE-DOSEURS SONT FOURNIS SUR DEMANDE.
- DIE SCHALEN UND EISDOSIERWASCHSCHALEN WERDEN AUF WUNSCH GELIEFERT.
- LAS CUBETAS Y LOS LAVAPORCIONADORES SE ENTREGAN BAJO PEDIDO.

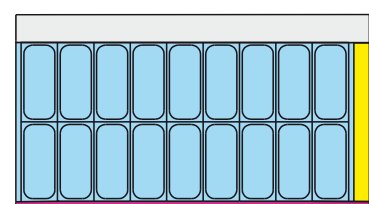
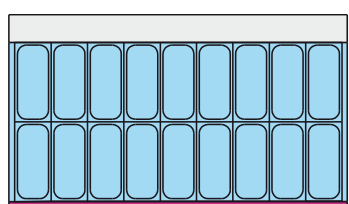
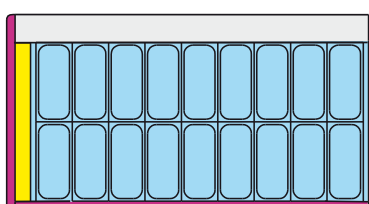
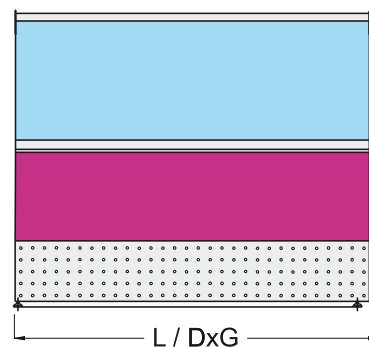
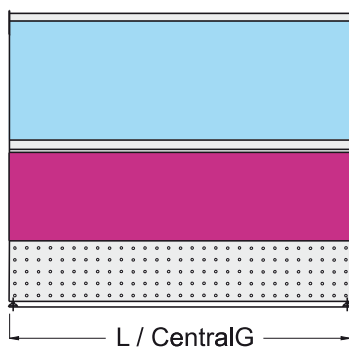
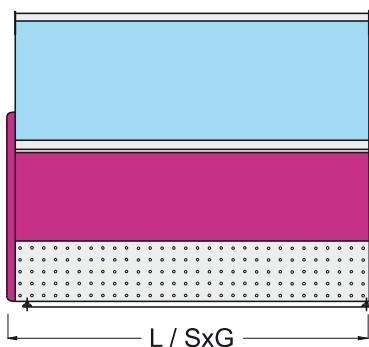



- Vetrina dotata di doppia ventilazione con circuito dell'aria autonomo per ogni fila di vaschetta garanzia di una perfetta omogeneità di temperatura
- Showcase equipped with double ventilation and independent air circuit for each line of basins to guarantee a perfect uniformity of temperature.
- Vitrine équipée d'une double ventilation avec circuit d'air autonome pour chaque file des bacs pour garantir une température homogène
- Vitrine ausgerüstet mit doppelter Lüftung mit unabhängigem Luftkreis für jede Reihe von Behälter garantiert für eine perfekte Homogenität
- Vitrina con doble ventilación con circuito del aire autónomo por cada fila de cubetas a garantía de una perfecta homogeneidad de temperatura

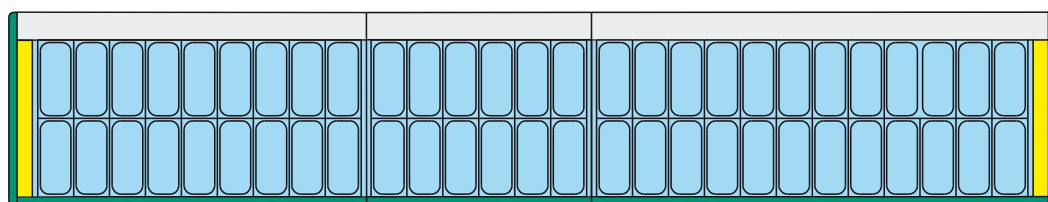
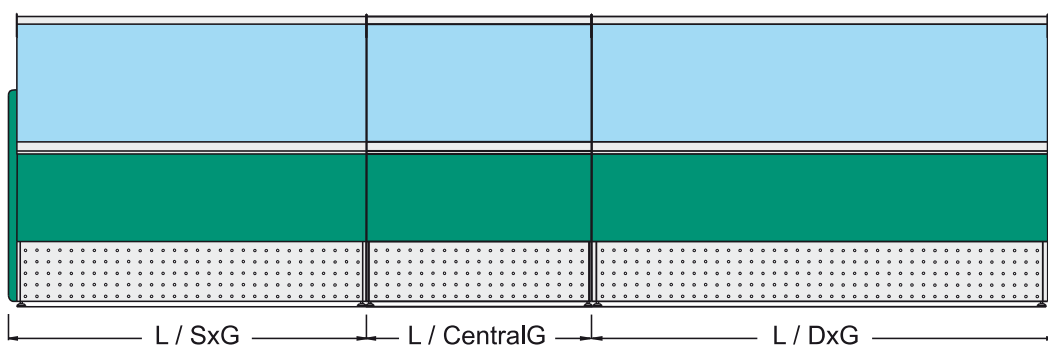
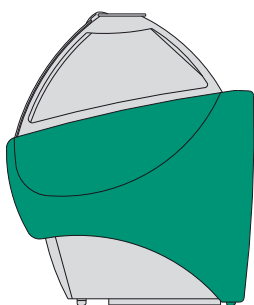


- Lato servizio accessibile tramite tendina auto-avvolgente (di serie)
- Service side reachable through self-twisting curtain (serial)
- Côte du service accessible parmi d'un rideau auto-déroulable (livré de série)
- Service Seite erreichbar durch einen selbst aufwickelnden Vorhang (serienmäßig)
- Lado servicio accesible por cortina-envolvente, de serie

## GRAN GALÀ • ESEMPI DI CANALIZZAZIONE



Mod.	L / SxG	L / CentralG	L / DxG
Gran Galà 12 LX	1125	1100	1125
Gran Galà 16 LX	1463	1438	1463
Gran Galà 18 LX	1628	1603	1628
Gran Galà 20 LX	1833	1808	1833
Gran Galà 24 LX	2145	2120	2145
Gran Galà 12+12 LX 	2145	2120	2145



## ACCESSORI GELATO

ACCESSORI / ACCESSORIES: mod. AMBASSADOR

Porta coni / Cone holder / Porte-cornets / Eistütenhalter / Portacuruchos



Se si desidera usare un settore della macchina per la conservazione delle granite consultare la ditta.

If you wish to use a sector of the machine for conservation of "granita's" ask the factory. Si vous voulez utiliser un secteur de la machine pour la conservation des granités, consultez la maison.

Wenn sie ein Sektor von der Maschine fuer Konservierung von Granita's utilisieren wollen, wenden sie sich an die Firma.

Se si quiere usar un sector de la maquina para la conservacion de las granillas consultar la ns. empresa.

mod. GRAN GALÀ  
Vetri apribili / Opening glasses  
Vitres ouvrantes  
Glasscheibe, die man öffnen kann  
Vidrios que se pueden abrir

mod. STRIKE / GRAN GALÀ  
Tenda notte / Night curtain  
Rideau pour la nuit  
Gardine für die Nacht  
Cortina para la noche

mod. GRAN GALÀ  
Vetro riscaldato  
Heated glass  
Vitre chauffée  
Beheizte Glasscheibe  
Vidrio calentado

ACCESSORIO

ACCESSORY:

mod. CARISMA

GRAN GALÀ

AMBASSADOR

Lavaporzionatore con rubinetto esterno e porta cialde

*Ice-cream serving spoon washer with outer tap and wafer holder*

Lave-cuillère à servir sorbets et glaces

avec robinet extérieur et porte-gaufrettes

*Portioniererspüler mit Aussenhahn und Waffelhalter*

Lavadora de cuchara servicio helado con grifo externo y porta barquillos

LxPxH mm.  
375x115x400x65h


OPTIONAL:  
mod. GRAN GALÀ  
AMBASSADOR  
STRIKE

Ruote con e senza freno  
Wheels with and without brake

Roues avec et sans frein

Räder mit und ohne Bremse

Ruedas con y sin freno



## ACCESSORI GELATO



ACCESSORIO  
*ACCESSORY:*  
mod. GRAN GALÀ  
AMBASSADOR  
Vassoio inox per torte gelato  
*Inox tray for ice-cream cakes*  
Plateau en acier inox pour gâteaux glacés  
*Rostfreie Schale für Eistorten*  
Bandeja inox para tartas heladas

ACCESSORIO  
*ACCESSORY:*

Lavaporzionatore con  
rubinetto esterno e porta cialde  
*Ice-cream serving spoon washer*  
*with outer tap and wafer holder*





# Getateria & Pasticceria



GELATISSIMO 4

NEW

Accesso da ambo i lati  
Easy access from both sides



**DI SERIE/STANDARD:**  
Splitter anticondensa in PMMA  
Anti-condensation PMMA splitter



Colori standard  
Standard colors



COD. 08



°C



mm. (LxPxH)



**ACCESSORI/ACCESSORIES**  
h. max. 120/150 mm.



Watt



DEFROST

H<sub>2</sub>O

230v/1/50Hz



R404a



Kg.



**NEW** Gelattissimo 4



-12/-14

945x580x820

Lt. 5/7

434



HOT



DEFROST

AUT



R404a

70

-

-

Dati di collaudo • Test details • Détails d'essai • Prüfungsergebnisse • Datos de ensayo • MAX = (25°C - % U.R. 60)

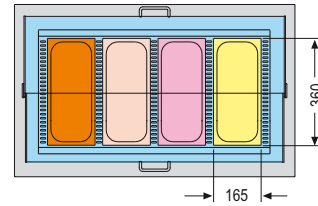
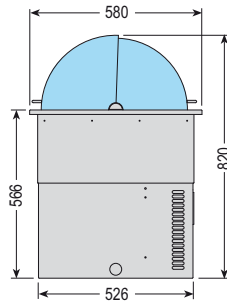
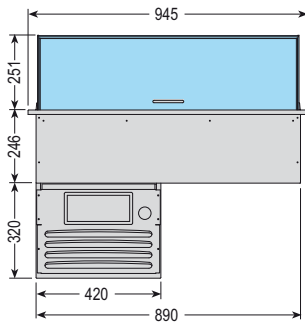


Prezzi vedi LISTINO a pagina 84  
See PRICE LIST on page 84



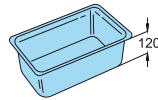
GELATISSIMO 4

NEW

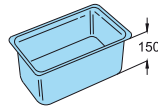


**ACCESSORI/ACCESSORIES:**

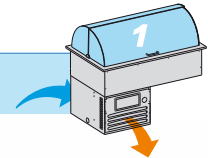
Le vaschette sono fornite a richiesta  
Basins are available on request



Lt. 5  
mm. 360x165  
h. 120



Lt. 7  
mm. 360x165  
h. 150



ARMONIA 64/1

**ACCESSORIO/ACCESSORY:**Teglia inox / *Stainless steel pan*Plaque inox / *Inox- Backblech*

Bandeja inox:

N° 1: 600x400 mm.

Colori standard  
Standard colors

COD. 08

		°C	mm. (LxPxH)	Capacità teglie/Backing pan capacity	Watt	DEFROST	H <sub>2</sub> O				Kg.
Armonia 64/1		+4/+10	562x750x562	n° 1 mm. 600x400	310		MAN	230v/1/50Hz		R404a	43
Armonia 64/2		+4/+10	962x750x562	n° 2 mm. 600x400	330		MAN	230v/1/50Hz		R404a	67
Armonia 64/3		+4/+10	1362x750x562	n° 3 mm. 600x400	350		MAN	230v/1/50Hz		R404a	75

Dati di collaudo • Test details • Détails d'essai • Prüfungsergebnisse • Datos de ensayo • MAX = (30°C - % U.R. 55)

Prezzi vedi LISTINO a pagina 84  
See PRICE LIST on page 84

ARMONIA 64/3

**ACCESSORIO/ACCESSORY**  
**ARMONIA 64/3:**

Piano inox per pasticceria  
Stainless steel tray for pastry  
Plaque inox pour pâtisserie  
Tablett aus Nirostahl für Konditoreiwaren  
Superficie de acero inoxidable para pastelería:  
N° 1: 610x1250 mm.



Centralina elettronica  
Electronic temperature control



ARMONIA 64/1 SG

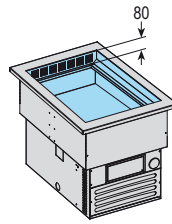
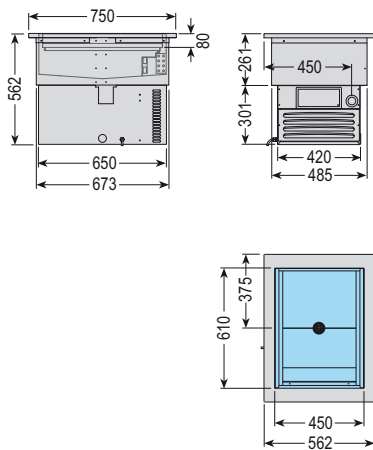
	UMC	UMC	UMC	UMC	UMC	UMC	UMC			
	°C	Watt	DEFROST	H <sub>2</sub> O				mm. (LxPxH)	Capacità teglie/Backing pan capacity	Kg.
<b>NEW</b> Armonia 64/1 SG	+4/+10	310		MAN	230v/1/50Hz		R404a	562x750x410	n° 1 mm. 600x400	43
<b>NEW</b> Armonia 64/2 SG	+4/+10	330		MAN	230v/1/50Hz		R404a	962x750x410	n° 2 mm. 600x400	67
<b>NEW</b> Armonia 64/3 SG	+4/+10	350		MAN	230v/1/50Hz		R404a	1362x750x410	n° 3 mm. 600x400	75

Dati di collaudo • Test details • Détails d'essai • Prüfungsergebnisse • Datos de ensayo • MAX = (30°C - % U.R. 55)

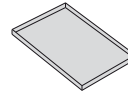
Prezzi vedi LISTINO a pagina 84  
See PRICE LIST on page 84



## ARMONIA 64/1



## ACCESSORI/ACCESSORIES:

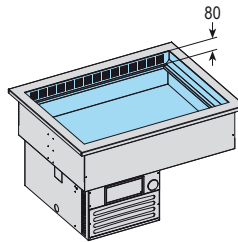
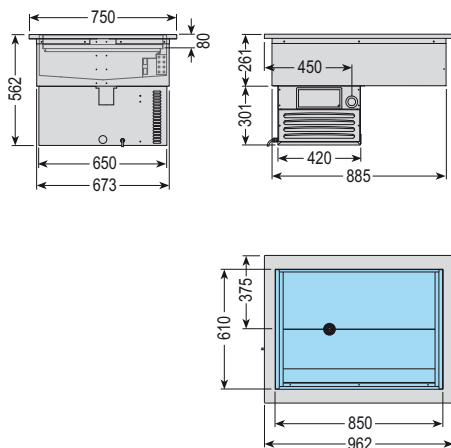


Teglia inox / *Stainless steel pan*  
Plaque inox / *Inox- Backblech*  
Bandeja inox:

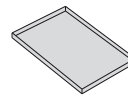
N° 1: 600x400 mm.



## ARMONIA 64/2

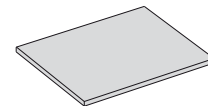


## ACCESSORI/ACCESSORIES:



Teglia inox / *Stainless steel pan*  
Plaque inox / *Inox- Backblech*  
Bandeja inox:

N° 2: 600x400 mm.

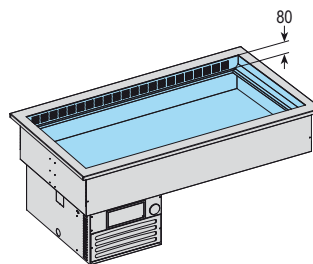
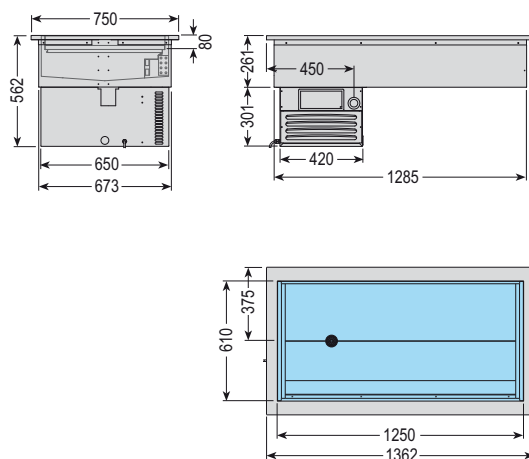


Piano inox per pasticceria  
*Stainless steel tray for pastry*  
Plaque inox pour pâtisserie  
*Tablett aus Nirostahl für Konditoreiwaren*  
Superficie de acero inoxidable para pastelería:

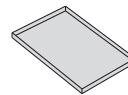
N° 1: 610x850 mm.



## ARMONIA 64/3

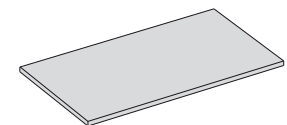


## ACCESSORI/ACCESSORIES:



Teglia inox / *Stainless steel pan*  
Plaque inox / *Inox- Backblech*  
Bandeja inox:

N° 3: 600x400 mm.

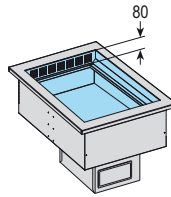
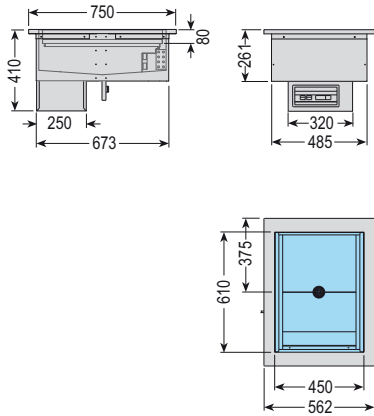


Piano inox per pasticceria  
*Stainless steel tray for pastry*  
Plaque inox pour pâtisserie  
*Tablett aus Nirostahl für Konditoreiwaren*  
Superficie de acero inoxidable para pastelería:

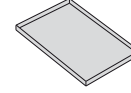
N° 1: 610x1250 mm.



ARMONIA 64/1 SG



ACCESSORI/ACCESSORIES:



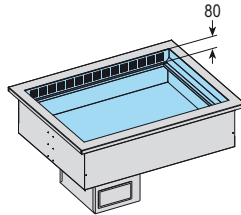
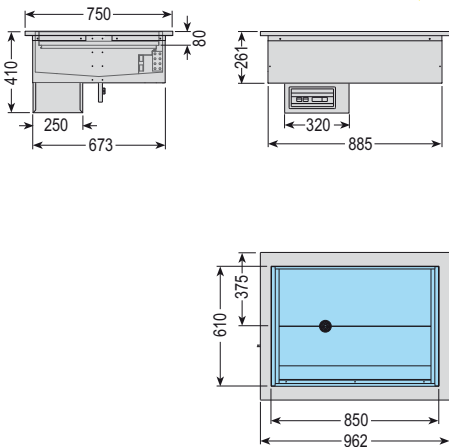
Teglia inox / *Stainless steel pan*  
Plaque inox / *Inox- Backblech*  
Bandeja inox:

N° 1: 600x400 mm.

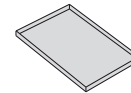


ACCESSORIO/ACCESSORY:

ARMONIA 64/2 SG

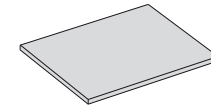


ACCESSORI/ACCESSORIES:



Teglia inox / *Stainless steel pan*  
Plaque inox / *Inox- Backblech*  
Bandeja inox:

N° 2: 600x400 mm.



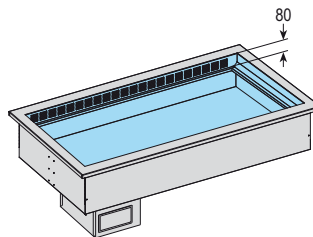
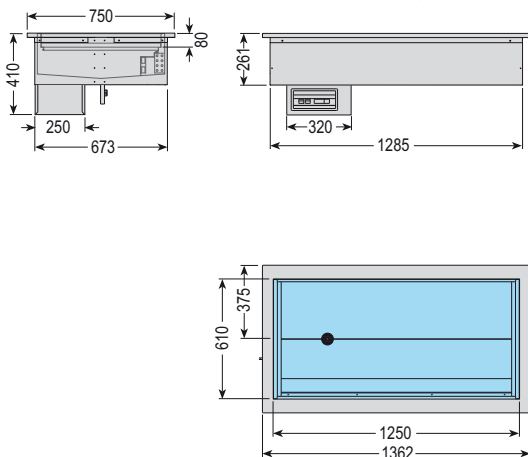
Piano inox per pasticceria  
*Stainless steel tray for pastry*  
Plaque inox pour pâtisserie  
*Tablett aus Nirostahl für Konditoreiwaren*  
Superficie de acero inoxidable para pastelería:

N° 1: 610x850 mm.

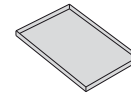


ACCESSORIO/ACCESSORY:

ARMONIA 64/3 SG

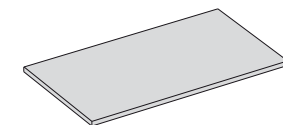


ACCESSORI/ACCESSORIES:



Teglia inox / *Stainless steel pan*  
Plaque inox / *Inox- Backblech*  
Bandeja inox:

N° 3: 600x400 mm.



Piano inox per pasticceria  
*Stainless steel tray for pastry*  
Plaque inox pour pâtisserie  
*Tablett aus Nirostahl für Konditoreiwaren*  
Superficie de acero inoxidable para pastelería:

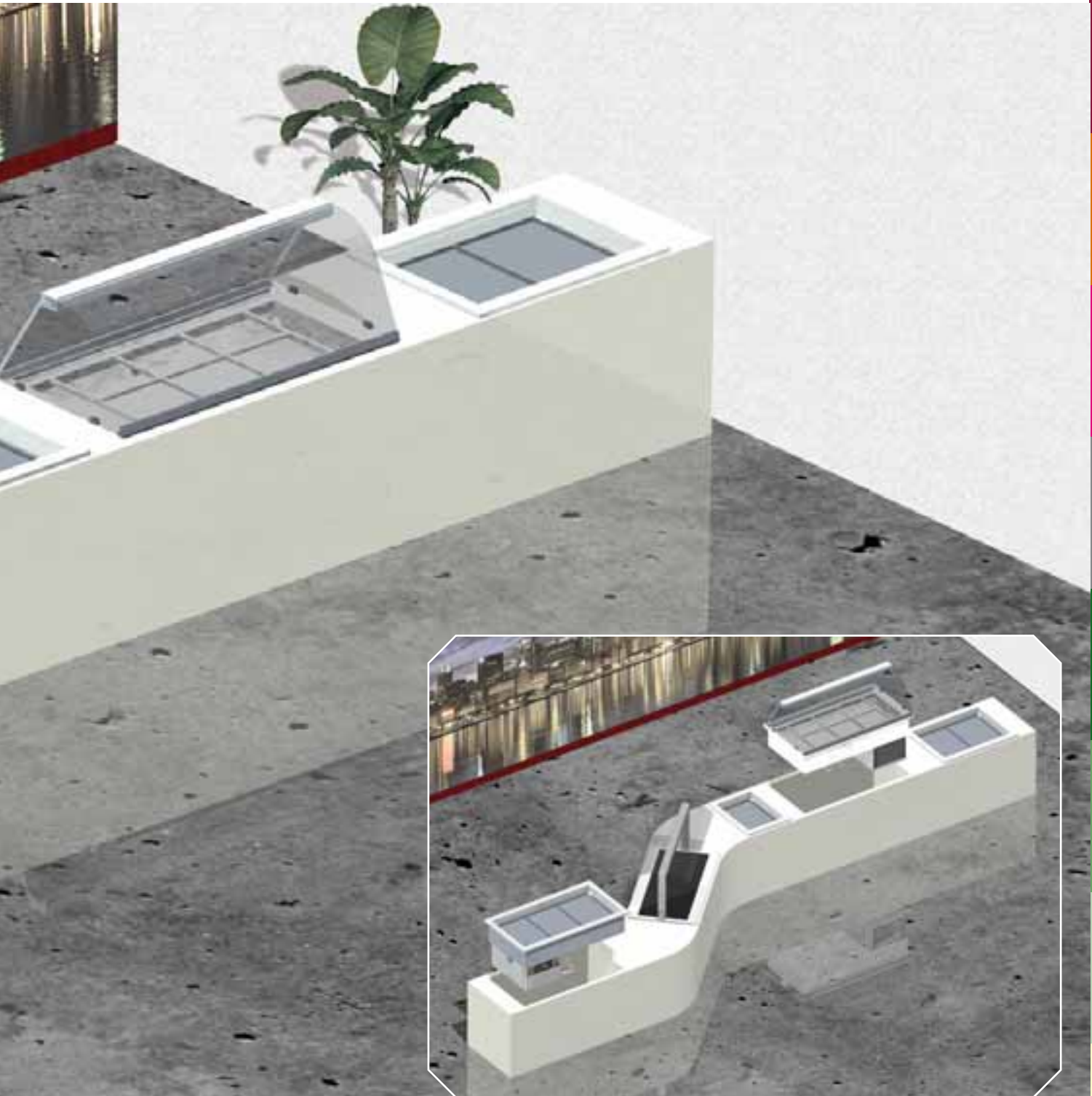
N° 1: 610x1250 mm.



ACCESSORIO/ACCESSORY:

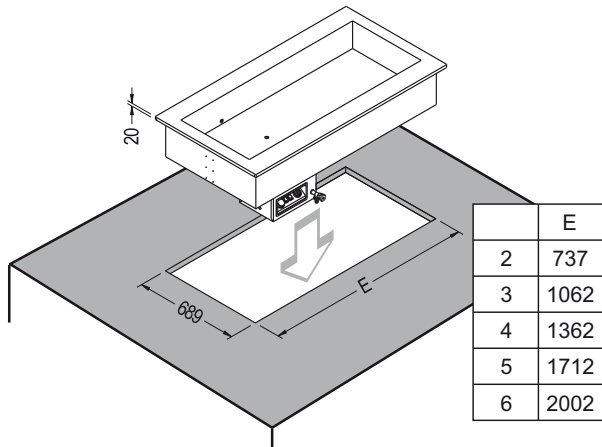


# Gastronomia

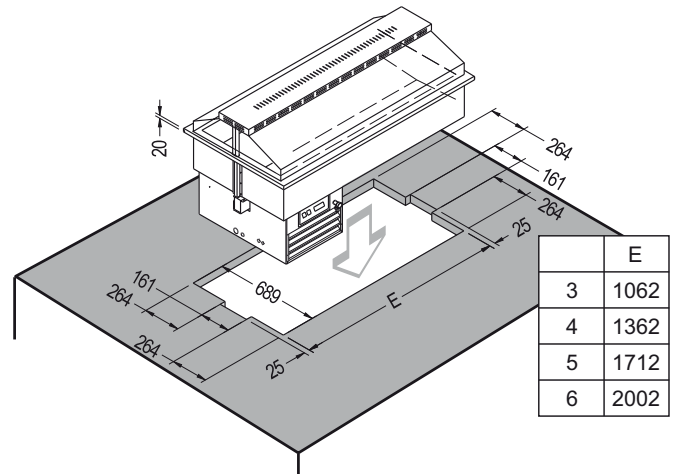


# Misure per incasso

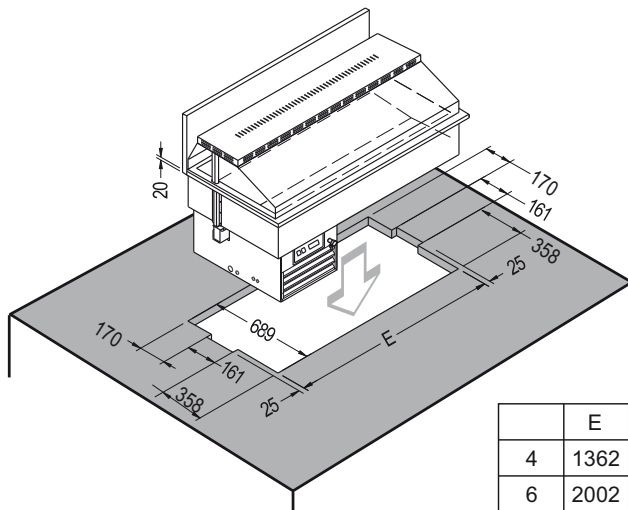
Armonia



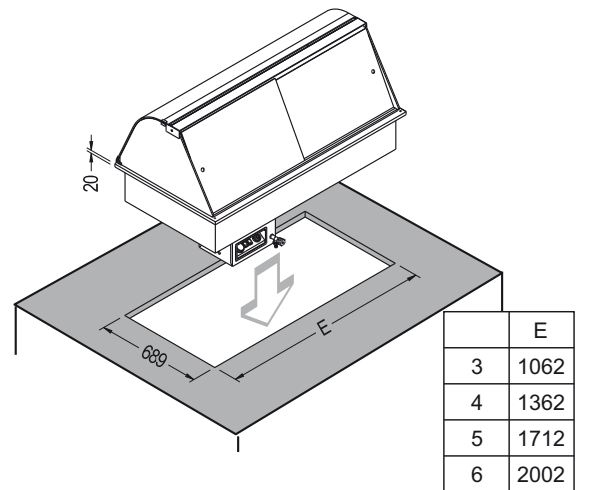
Sinfonia



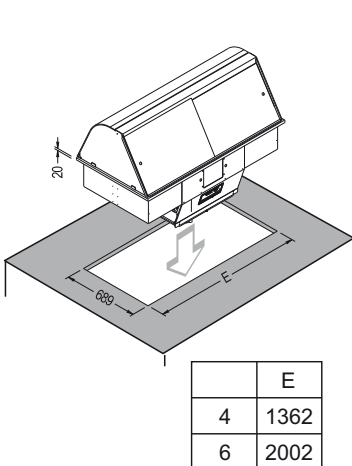
Melodia



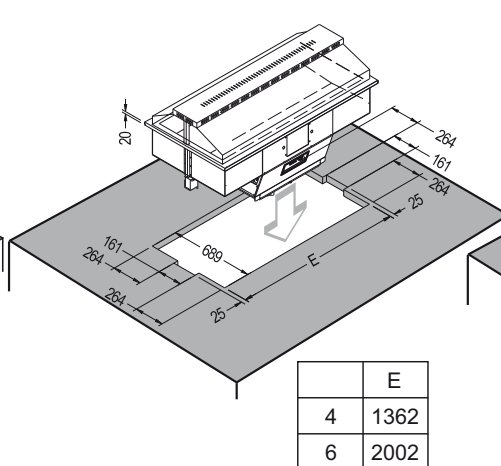
Opera



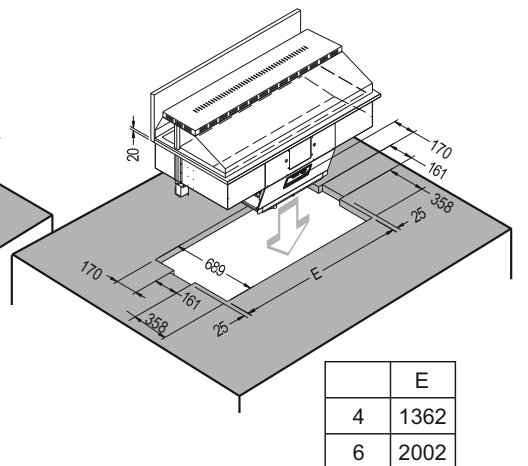
Armonia / Opera FISHING



Sinfonia FISHING



Melodia FISHING





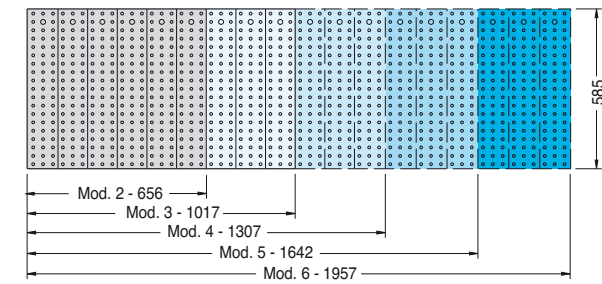
• LE BACINELLE GN SONO FORNITE A RICHIESTA • GN BASINS ARE AVAILABLE ON REQUEST • LES BACS GN SONT FOURNIS SUR DEMANDE  
 • DIE GN-SCHALEN WERDEN AUF WUNSCH GELIEFERT • LAS CUBETAS GN SE ENTREGAN BAJO DEMANDA



• PIANI INOX PER PASTICCERIA O PIATTI PRONTI • STAINLESS STEEL TRAYS FOR PASTRY OR READY-TO-SERVE MEALS • PLATEAUX INOX POUR PÂTISSERIE ET PLATS TOUS PRÊTS • TABLETT AUS NIROSTAHL FÜR KONDIATOREIWAREN ODER FERTIGESPEISEN • SUPERFICIE DE ACERO INOXIDABLE PARA PASTERÍA O PLATOS PREPARADOS

**DI SERIE/STANDARD:**

**VASCHE STATICHE:**  
 ARMONIA / SINFONIA / OPERA / MELODIA 2-3-4-5-6  
 ARMONIA SG / SINFONIA SG / OPERA SG / MELODIA SG 3-4-5-6

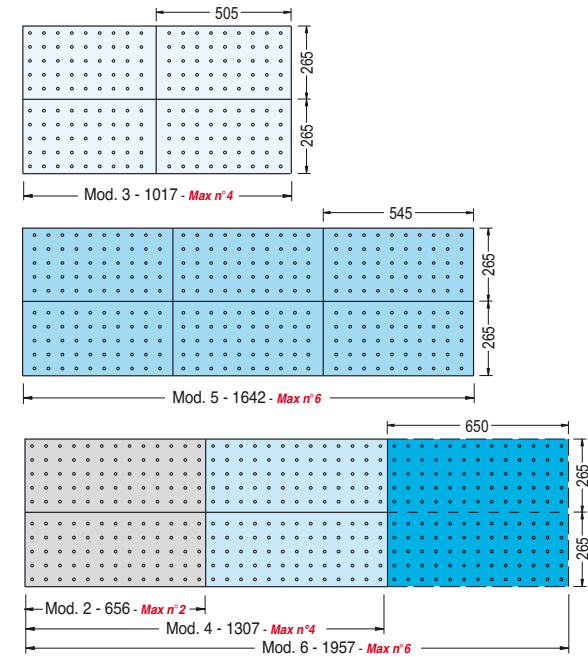


• ALTEZZA VASCA = 165 mm  
 • HEIGHT OF THE BASIN = 165 mm  
 • HAUTEUR DU BAC = 165 mm  
 • HÖHE DER WANNE = 165 mm  
 • ALTURA DA LA CUBA = 165 mm



**ACCESSORIO/ACCESSORY:** (fornito a richiesta)/(supplied on request)

**VASCHE VENTILATE:**  
 ARMONIA VT (GN) 2-3-4-5-6 / SINFONIA VT (GN) 3-4-6



• ALTEZZA VASCA = 100 mm  
 • HEIGHT OF THE BASIN = 100 mm  
 • HAUTEUR DU BAC = 100 mm  
 • HÖHE DER WANNE = 100 mm  
 • ALTURA DA LA CUBA = 100 mm



## ARMONIA 4 VT (GN)




























**ACCESSORIO/ACCESSORY:**

Piani inox per pasticceria o piatti pronti / *Stainless steel trays for pastry or ready-to-serve meals*  
 / Plateaus inox pour pâtisserie et plats tous prêts / *Tablett aus nirostahl für konditorewaren*  
*oder fertigespeisen* / Superfi cie de acero inoxidable para pastelería o platos preparados



SINFONIA 4 VT (GN)



		 °C	 mm. (LxPxH)	 <b>h. MAX. 150 mm. / h. MIN. 40 mm.</b>	 Watt	 DEFROST	 H <sub>2</sub> O				 Kg.
 <b>Armonia 2 VT (GN)</b>		+4/+10	800x750x562	GN 1/4 - 1/3 - 1/2 - 2/3 - 1/1 - 2/1	760		MAN	230v/1/50Hz		R404a	58
<b>Armonia 3 VT (GN)</b>		+4/+10	1122x750x562	GN 1/4 - 1/3 - 1/2 - 2/3 - 1/1 - 2/1	770		MAN	230v/1/50Hz		R404a	67
<b>Armonia 4 VT (GN)</b>		+4/+10	1422x750x562	GN 1/4 - 1/3 - 1/2 - 2/3 - 1/1 - 2/1	790		MAN	230v/1/50Hz		R404a	75
 <b>Armonia 5 VT (GN)</b>		+4/+10	1772x750x562	GN 1/4 - 1/3 - 1/2 - 2/3 - 1/1 - 2/1	790		MAN	230v/1/50Hz		R404a	82
<b>Armonia 6 VT (GN)</b>		+4/+10	2062x750x562	GN 1/4 - 1/3 - 1/2 - 2/3 - 1/1 - 2/1	810		MAN	230v/1/50Hz		R404a	111

Dati di collaudo • Test details • Détails d'essai • Prüfungsergebnisse • Datos de ensayo • MAX = (30°C - % U.R. 55)



Prezzi vedi LISTINO a pagina 85  
See PRICE LIST on page 85



Doppia ventilazione:  
passaggio aria fredda, sopra e sotto le bacinelle  
*Double ventilation:  
refrigerated air passage, over and under food pans*


Colori standard  
Standard colors



		°C	mm. (LxPxH)	h. MAX. 150 mm. / h. MIN. 40 mm.	Watt	DEFROST	H <sub>2</sub> O				Kg.
Sinfonia 3 VT (GN)		+4/+10	1122x750x1175	GN 1/4-1/3-1/2-2/3-1/1-2/1	770		MAN	230v/1/50Hz		R404a	83
Sinfonia 4 VT (GN)		+4/+10	1422x750x1175	GN 1/4-1/3-1/2-2/3-1/1-2/1	790		MAN	230v/1/50Hz		R404a	101
Sinfonia 6 VT (GN)		+4/+10	2062x750x1175	GN 1/4-1/3-1/2-2/3-1/1-2/1	810		MAN	230v/1/50Hz		R404a	120
















Dati di collaudo • Test details • Détails d'essai • Prüfungsergebnisse • Datos de ensayo • MAX = (30°C - % U.R. 55)

Prezzi vedi LISTINO a pagina 87  
See PRICE LIST on page 87



## ARMONIA 4 RUGIADA



										
	°C	mm. (LxPxH)	Capacità vaschette/Basins capacity	Watt	DEFROST	H <sub>2</sub> O				Kg.
Armonia 4 Rugiada	-1/0	1422x750x562	-	750		MAN	230v/1/50Hz		R404a	75
Armonia 6 Rugiada	-1/0	2062x750x562	-	750		MAN	230v/1/50Hz		R404a	80

Dati di collaudo • Test details • Détails d'essai • Prüfungsergebnisse • Datos de ensayo • MAX = (30°C - % U.R. 55)



Prezzi vedi LISTINO a pagina 85  
See PRICE LIST on page 85



Esempio di utilizzo vasca con ghiaccio  
Example basin use with ice

Vasca refrigerata h. 60 mm. per una migliore esposizione e visibilità di piatti pronti  
Refrigerated basin h. 60 mm. for better exposition and visibility of ready-to-serve dishes



Colori standard  
Standard colors

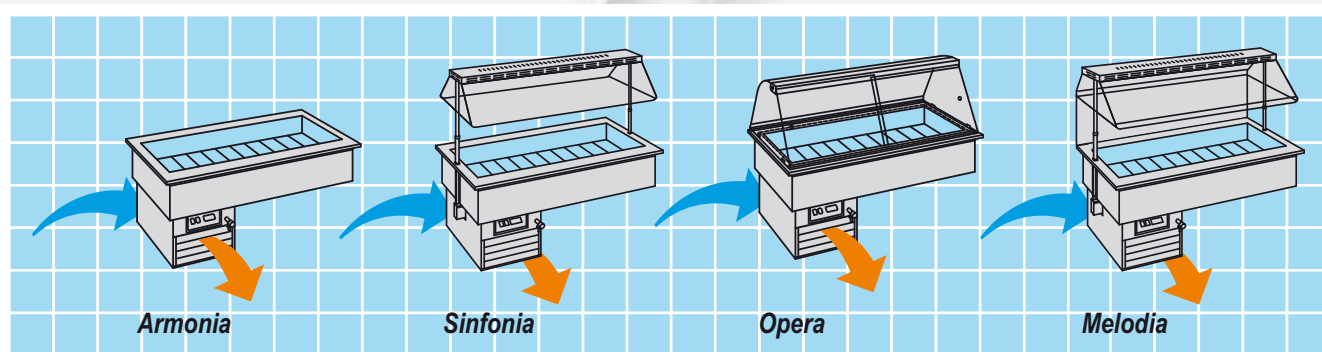


	°C	mm. (LxPxH)	Capacità vaschette/Basins capacity	Watt	DEFROST	H <sub>2</sub> O				Kg.
Sinfonia 4 Rugiada	-1/0	1422x750x1175	-	750		MAN	230v/1/50Hz		R404a	88
Sinfonia 6 Rugiada	-1/0	2062x750x1175	-	750		MAN	230v/1/50Hz		R404a	120

Dati di collaudo • Test details • Détails d'essai • Prüfungsergebnisse • Datos de ensayo • MAX = (30°C - % U.R. 55)

Prezzi vedi LISTINO a pagina 87  
See PRICE LIST on page 87





(da incasso / built in / encastrable / zum einbauen / de encastre)


























MELODIA 4

Colori standard  
Standard colors



COD. 08

							
	°C	Watt	DEFROST	H <sub>2</sub> O			
Armonia 2	 +4/+10	430		MAN	230v/1/50Hz		R404a
Armonia 3 / Opera 3 / Sinfonia 3	 +4/+10	750		MAN	230v/1/50Hz		R404a
Armonia 4 / Opera 4 / Sinfonia 4 / Melodia 4	 +4/+10	750		MAN	230v/1/50Hz		R404a
Armonia 5 / Opera 5 / Sinfonia 5	 +4/+10	750		MAN	230v/1/50Hz		R404a
Armonia 6 / Opera 6 / Sinfonia 6 / Melodia 6	 +4/+10	810		MAN	230v/1/50Hz		R404a

Dati di collaudo • Test details • Détails d'essai • Prüfungsergebnisse • Datos de ensayo • MAX = (30°C - % U.R. 55)











Prezzi vedi LISTINO a pagina Armonia: **85-86** / Sinfonia: **87-88** / Opera: **89** / Melodia: **90**  
See PRICE LIST on page Armonia: **85-86** / Sinfonia: **87-88** / Opera: **89** / Melodia: **90**

ARMONIA 4

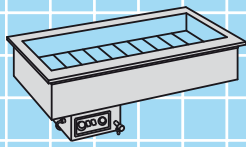


**DI SERIE/STANDARD:**

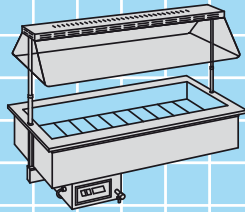
Piani inox per pasticceria o piatti pronti / *Stainless steel trays for pastry or ready-to-serve meals*  
 / Plateaus inox pour pâtisserie et plats tous prêts / *Tablett aus nirostahl für konditorewaren*  
 oder fertigespeisen / Superfici de acero inoxidable para pastelería o platos preparados

Armonia 	Opera 	Sinfonia 	Melodia 	Armonia 	Opera 	Sinfonia 	Melodia 
mm. (LxPxH)	mm. (LxPxH)	mm. (LxPxH)	mm. (LxPxH)	Kg.	Kg.	Kg.	Kg.
800x750x562	-	-	-	40	-	-	-
1122x750x562	1122x749x1000	1122x749x1157	-	64	72	71	-
1422x750x562	1422x749x1000	1422x749x1157	1422x749x1173	72	122	88	122
1772x750x562	1772x749x1000	1772x749x1157	-	82	144	102	-
2062x750x562	2062x749x1000	2062x749x1157	2062x749x1173	96	166	117	166

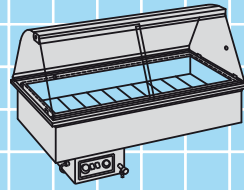




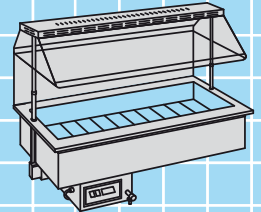
Armonia SG



Sinfonia SG

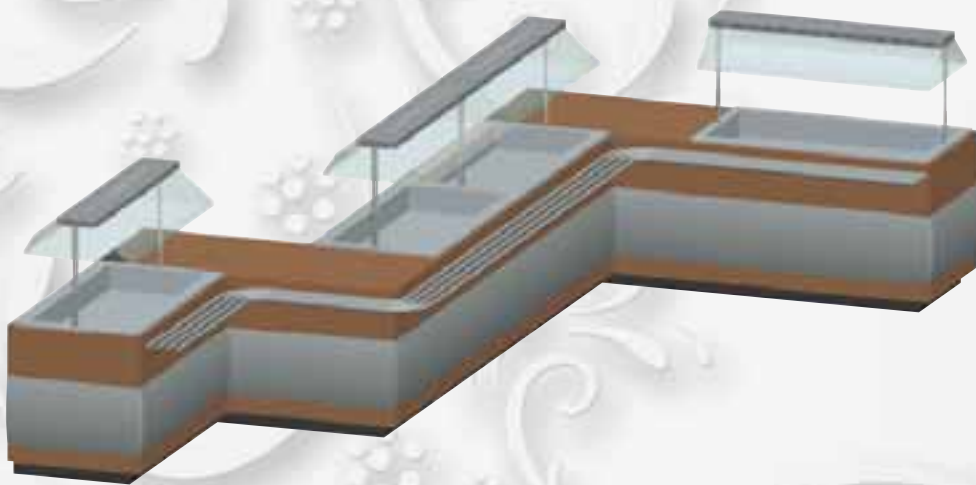


Opera SG



Melodia SG




















(da incasso / built in / encastrable / zum einbauen / de encastre)



Colori standard  
Standard colors



COD. 08

		UMC  °C	UMC  Watt	UMC 	UMC  H <sub>2</sub> O	UMC 	UMC 	
Armonia 3 SG / Opera 3 SG / Sinfonia 3 SG		+4/+10	750		MAN	230v/1/50Hz		R404a
Armonia 4 SG / Opera 4 SG / Sinfonia 4 SG / Melodia 4 SG		+4/+10	750		MAN	230v/1/50Hz		R404a
Armonia 5 SG / Opera 5 SG / Sinfonia 5 SG		+4/+10	750		MAN	230v/1/50Hz		R404a
Armonia 6 SG / Opera 6 SG / Sinfonia 6 SG / Melodia 6 SG		+4/+10	810		MAN	230v/1/50Hz		R404a

Dati di collaudo • Test details • Détails d'essai • Prüfungsergebnisse • Datos de ensayo • MAX = (30°C - % U.R. 55)



Prezzi vedi LISTINO a pagina Armonia: 85-86 / Sinfonia: 87-88 / Opera: 89 / Melodia: 90  
See PRICE LIST on page Armonia: 85-86 / Sinfonia: 87-88 / Opera: 89 / Melodia: 90











ARMONIA 4 SG

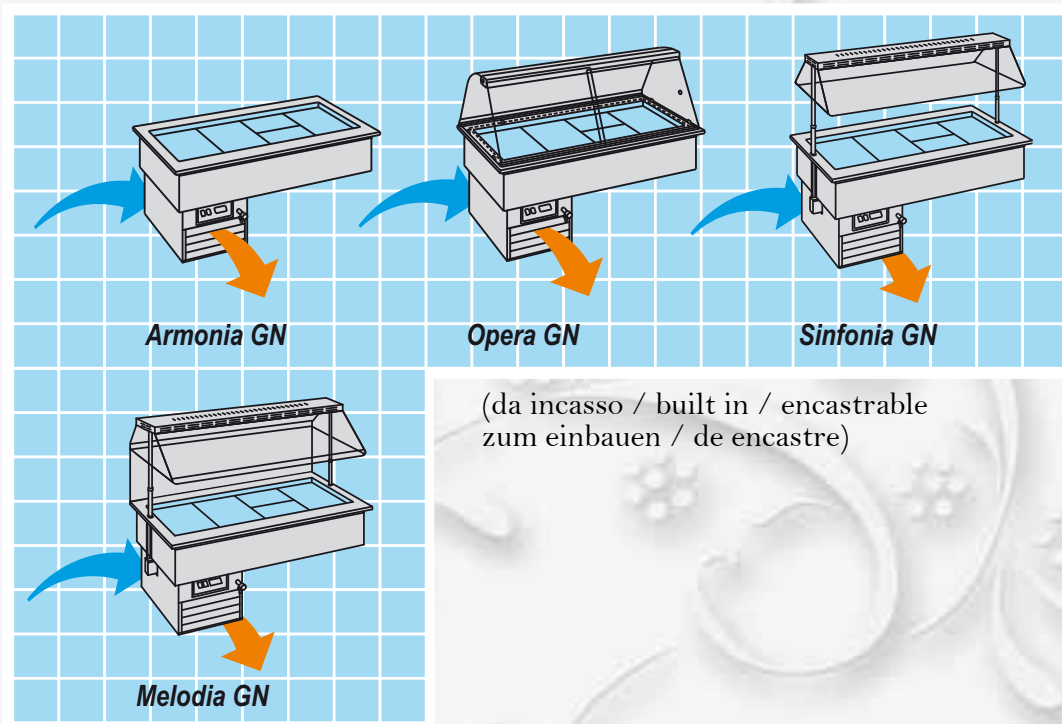

























**DI SERIE/STANDARD:**

Piani inox per pasticceria o piatti pronti / *Stainless steel trays for pastry or ready-to-serve meals*  
 / Plateaus inox pour pâtisserie et plats tous prêts / *Tablett aus nirostahl für konditoreiareuen*  
 oder fertigespeisen / Superfi cie de acero inoxidable para pastelería o platos preparados

Armonia 	Opera 	Sinfonia 	Melodia 	Armonia 	Opera 	Sinfonia 	Melodia 
mm. (LxPxH)	mm. (LxPxH)	mm. (LxPxH)	mm. (LxPxH)	Kg.	Kg.	Kg.	Kg.
1122x750x410	1122x749x848	1122x749x1005	-	36	63	48	-
1422x750x410	1422x749x848	1422x749x1005	1422x749x1023	45	74	58	63
1772x750x410	1772x749x848	1772x749x1005	-	54	91	71	-
2062x750x410	2062x749x848	2062x749x1005	2062x749x1023	63	104	81	88





		 °C	 h. MAX. 150 mm. / h. MIN. 100 mm.	 Watt	 DEFROST	 H <sub>2</sub> O			
Armonia 2 GN		+4/+10	GN 1/4 - 1/3 - 1/2 - 2/3 - 1/1 - 2/1	700		MAN	230v/1/50Hz		R404a
Armonia 3 GN / Opera 3 GN / Sinfonia 3 GN		+4/+10	GN 1/4 - 1/3 - 1/2 - 2/3 - 1/1 - 2/1	750		MAN	230v/1/50Hz		R404a
Armonia 4 GN / Opera 4 GN / Sinfonia 4 GN / Melodia 4 GN		+4/+10	GN 1/4 - 1/3 - 1/2 - 2/3 - 1/1 - 2/1	750		MAN	230v/1/50Hz		R404a
Armonia 5 GN / Opera 5 GN / Sinfonia 5 GN		+4/+10	GN 1/4 - 1/3 - 1/2 - 2/3 - 1/1 - 2/1	750		MAN	230v/1/50Hz		R404a
Armonia 6 GN / Opera 6 GN / Sinfonia 6 GN / Melodia 6 GN		+4/+10	GN 1/4 - 1/3 - 1/2 - 2/3 - 1/1 - 2/1	810		MAN	230v/1/50Hz		R404a

Dati di collaudo • Test details • Détails d'essai • Prüfungsergebnisse • Datos de ensayo • MAX = (30°C - % U.R. 55)

Prezzi vedi LISTINO a pagina Armonia: **86** / Sinfonia: **88** / Opera: **89** / Melodia: **90**  
See PRICE LIST on page Armonia: **86** / Sinfonia: **88** / Opera: **89** / Melodia: **90**











SINFONIA 4 GN

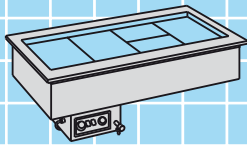
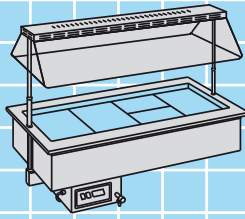
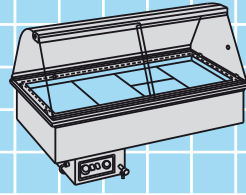
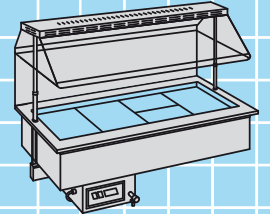
Colori standard  
Standard colors



COD. 08



















Armonia 	Opera 	Sinfonia 	Melodia 	Armonia 	Opera 	Sinfonia 	Melodia 
mm. (LxPxH)	mm. (LxPxH)	mm. (LxPxH)	mm. (LxPxH)	Kg.	Kg.	Kg.	Kg.
800x750x562	-	-	-	40	-	-	-
1122x750x562	1122x749x1000	1122x749x1157	-	64	72	71	-
1422x750x562	1422x749x1000	1422x749x1157	1422x749x1173	71	118	99	92
1772x750x562	1772x749x1000	1772x749x1157	-	78	140	98	-
2062x750x562	2062x749x1000	2062x749x1157	2062x749x1173	86	156	107	114



**Armonia GN/SG****Sinfonia GN/SG****Opera GN/SG****Melodia GN/SG**

(da incasso / built in / encastrable / zum einbauen / de encastre)

**SINFONIA 4 GN/SG**

	UMC 			UMC 	UMC 	UMC 	UMC 	
	°C	h. MAX. 150 mm. / h. MIN. 100 mm.	Watt	DEFROST	H <sub>2</sub> O			
Armonia 3 GN SG / Opera 3 GN SG / Sinfonia 3 GN SG		+4/+10	GN 1/4 - 1/3 - 1/2 - 2/3 - 1/1 - 2/1	750		MAN		R404a
Armonia 4 GN SG / Opera 4 GN SG / Sinfonia 4 GN SG / Melodia 4 GN SG		+4/+10	GN 1/4 - 1/3 - 1/2 - 2/3 - 1/1 - 2/1	750		MAN		R404a
Armonia 5 GN SG / Opera 5 GN SG / Sinfonia 5 GN SG		+4/+10	GN 1/4 - 1/3 - 1/2 - 2/3 - 1/1 - 2/1	750		MAN		R404a
Armonia 6 GN SG / Opera 6 GN SG / Sinfonia 6 GN SG / Melodia 6 GN SG		+4/+10	GN 1/4 - 1/3 - 1/2 - 2/3 - 1/1 - 2/1	810		MAN		R404a

Dati di collaudo • Test details • Détails d'essai • Prüfungsergebnisse • Datos de ensayo • MAX = (30°C - % U.R. 55)



Prezzi vedi LISTINO a pagina **Armonia: 86 / Sinfonia: 88 / Opera: 89 / Melodia: 90**  
See PRICE LIST on page **Armonia: 86 / Sinfonia: 88 / Opera: 89 / Melodia: 90**












OPERA 4 GN/SG

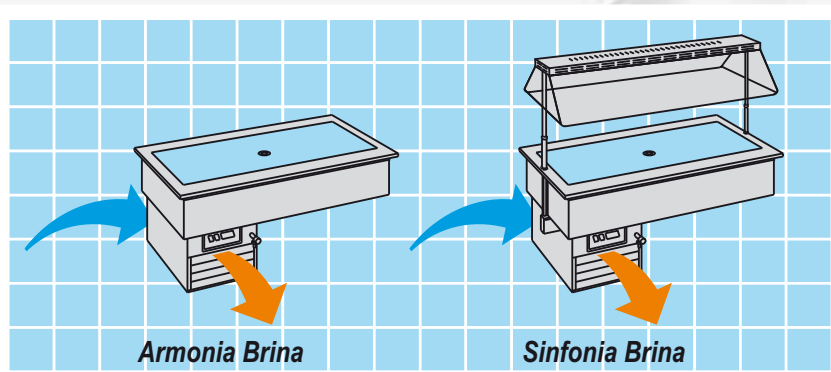
Colori standard  
Standard colors



COD. 08

UMC 	Armonia  mm. (LxPxH)	Opera  mm. (LxPxH)	Sinfonia  mm. (LxPxH)	Melodia  mm. (LxPxH)	Armonia  Kg.	Opera  Kg.	Sinfonia  Kg.	Melodia  Kg.
230v/1/50Hz	1122x750x410	1122x749x848	1122x749x1005	-	27	55	45	-
230v/1/50Hz	1422x750x410	1422x749x848	1422x749x1005	1422x749x1023	54	95	74	79
230v/1/50Hz	1772x750x410	1772x749x848	1772x749x1005	-	58	109	79	-
230v/1/50Hz	2062x750x410	2062x749x848	2062x749x1005	2062x749x1023	61	116	80	87





(da incasso / built in / encastrable / zum einbauen / de encastre)

Piano refrigerato / Refrigerated plate /  
Tablette réfrigérée / Gekühlte fläche / Estante refrigerado

BRINA 4: mm 1280x600  
BRINA 6: mm 1920x600



SINFONIA 4 BRINA





		°C	Watt	DEFROST	H <sub>2</sub> O			
Armonia 4 Brina / Sinfonia 4 Brina		-1/0	650		MAN	230v/1/50Hz		R404a
Armonia 6 Brina / Sinfonia 6 Brina		-1/0	850		MAN	230v/1/50Hz		R404a

Dati di collaudo • Test details • Détails d'essai • Prüfungsergebnisse • Datos de ensayo • MAX = (30°C - % U.R. 55)

Prezzi vedi LISTINO a pagina Armonia: **86** / Sinfonia: **88**  
See PRICE LIST on page Armonia: **86** / Sinfonia: **88**



ARMONIA 4 BRINA

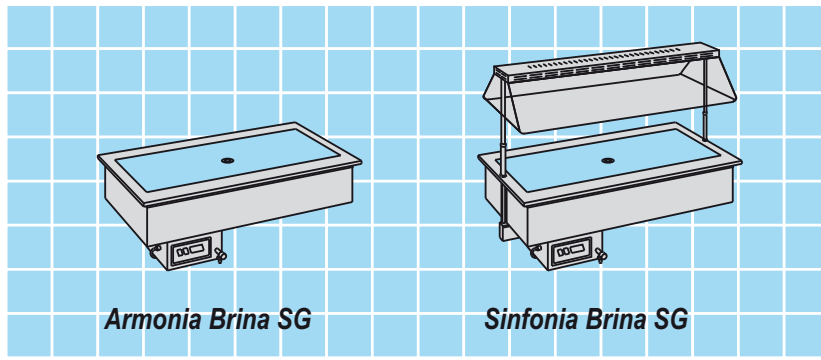
Armonia 	Sinfonia 	Armonia 	Sinfonia 
mm. (LxPxH)	mm. (LxPxH)	Kg.	Kg.
1422x750x562	1422x749x1157	64	99
2062x750x562	2062x749x1157	96	121

Colori standard  
Standard colors



COD. 08





Armonia Brina SG

Sinfonia Brina SG














(da incasso / built in / encastrable / zum einbauen / de encastre)

Piano refrigerato / Refrigerated plate /  
Tablette réfrigérée / Gekühlte fläche / Estante refrigerado

BRINA 4: mm 1280x600

BRINA 6: mm 1920x600



		UMC  °C	UMC  Watt	UMC  DEFROST	UMC  H <sub>2</sub> O	UMC 	UMC 	
Armonia 4 Brina SG / Sinfonia 4 Brina SG		-1/0	650		MAN	230v/1/50Hz		R404a
Armonia 6 Brina SG / Sinfonia 6 Brina SG		-1/0	850		MAN	230v/1/50Hz		R404a





Dati di collaudo • Test details • Détails d'essai • Prüfungsergebnisse • Datos de ensayo • MAX = (30°C - % U.R. 55)

  Prezzi vedi LISTINO a pagina Armonia: **86** / Sinfonia: **88**  
See PRICE LIST on page Armonia: **86** / Sinfonia: **88**





SINFONIA 4 SG BRINA

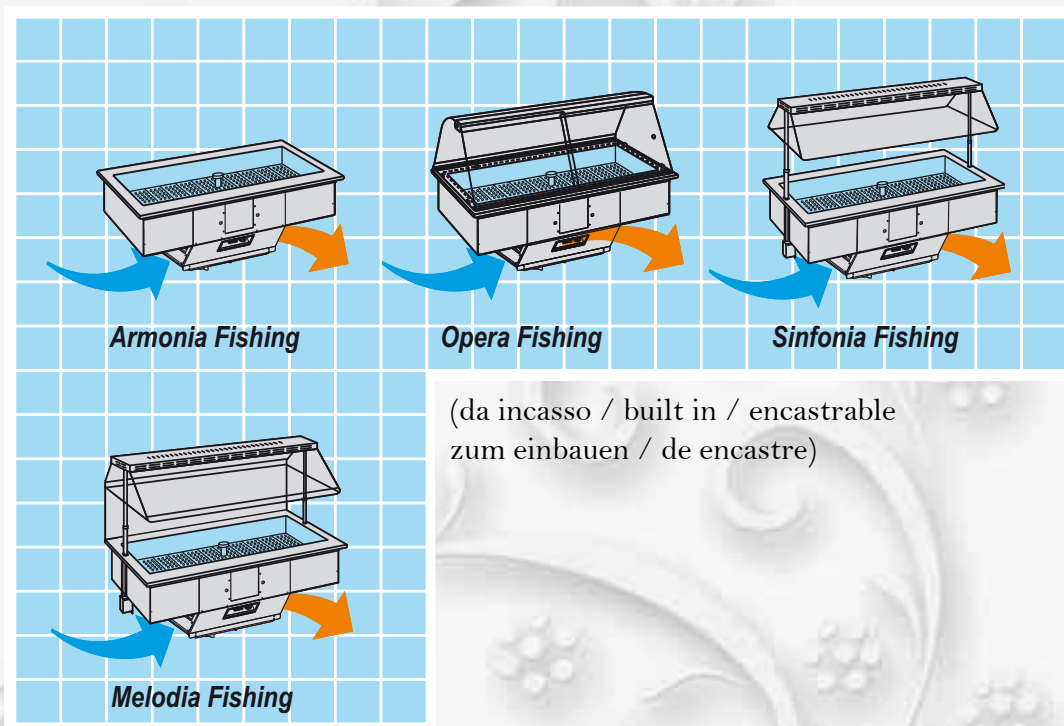
Armonia 	Sinfonia 	Armonia 	Sinfonia 
mm. (LxPxH)	mm. (LxPxH)	Kg.	Kg.
1422x750x410	1422x749x1005	44	69
2062x750x410	2062x749x1005	56	91

Colori standard  
Standard colors



COD. 08





Uscita ghiaccio, Ice outlet,  
Sortie de glace, Auslaß des  
Eises, Salida del hielo



La temperatura di entrata dell'acqua (max +20 °C) influisce sulla quantità di ghiaccio prodotto. È consigliato l'uso di un addolcitore

The inlet temperature of water (max +20 °C) influences the quantity of ice produced. It's recommended the use of a purifier




La température d'arrivée d'eau (max +20 °C) influence la quantité de givre produite. L'emploi d'un adoucisseur d'eau est conseillé

Die Wassertemperatur (max +20 °C) hat Einfluss auf die hergestellte Eismenge. Es empfiehlt sich die Verwendung eines Enthärter

La temperatura de entrada del agua (max +20 °C) influye directamente sobre la cantidad de hielo producido. Es aconsejable utilizar un filtro

Vasca in acciaio inox AISI 316 resistente alla corrosione salina • Salt-proof AISI 316 stainless steel basin

- Cuve en acier inox AISI 316 résistant à la corrosion du sel • Edelstahl AISI 316 Wanne Salzkorrosion resistent.
- Cuba en acero inox AISI 316 resistente a la corrosión salina

	 Watt	Produzione di ghiaccio granulare Granulated ice production Production de glace granulaire Granuliert eisprouktion Produccion de hielo en escama	Entrata acqua Water inlet Entree eau Wassereintritt Entrada agua	Uscita acqua Water outlet Sortie eau Wasseraustritt Salida agua	Temperatura acqua in entrata Water inlet temperature Temperature eau en entree Wassereintrittstemperatur Temperatura de agua en entrada	Dimensioni vasca Dimensions of the basin Dimensions du bac Maße der wanne Dimension de la cuba
Armonia 4 Fishing / Opera 4 Fishing / Sinfonia 4 Fishing / Melodia 4 Fishing	 790	Kg/24h. 90	A GAS 3/4	Ø mm 24	Max °C +20	mm. 1290x580 h. 110
Armonia 6 Fishing / Opera 6 Fishing / Sinfonia 6 Fishing / Melodia 6 Fishing	 910	Kg/24h. 90	A GAS 3/4	Ø mm 24	Max °C +20	mm. 1930x580 h. 110

Dati di collaudo • Test details • Détails d'essai • Prüfungsergebnisse • Datos de ensayo • MAX = (25°C - % U.R. 60)



Prezzi vedi LISTINO a pagina Armonia: 86-87 / Sinfonia: 88 / Opera: 90 / Melodia: 90  
See PRICE LIST on page Armonia: 86-87 / Sinfonia: 88 / Opera: 90 / Melodia: 90











SINFONIA 4 FISHING



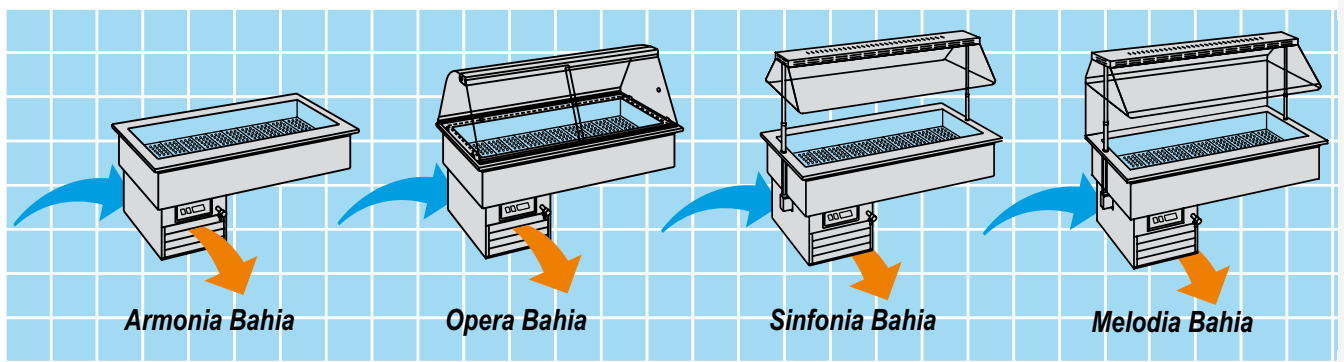
Colori standard  
Standard colors



COD. 08

 UMC		<b>Armonia</b>  mm. (LxPxH)	<b>Opera</b>  mm. (LxPxH)	<b>Sinfonia</b>  mm. (LxPxH)	<b>Melodia</b>  mm. (LxPxH)	<b>Armonia</b>  Kg.	<b>Opera</b>  Kg.	<b>Sinfonia</b>  Kg.	<b>Melodia</b>  Kg.
230v/1/50Hz	R404a	1422x750x605	1422x750x1043	1422x750x1200	1422x750x1216	72	122	88	122
230v/1/50Hz	R404a	2062x750x605	2062x750x1043	2062x750x1200	2062x750x1216	96	166	117	166



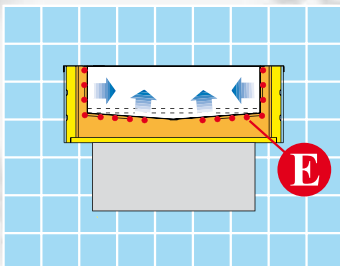


(da incasso / built in / encastrable / zum einbauen / de encastre)

### SG:

Disponibile in versione SG senza gruppo refrigerante  
 Available without refrigerating group, SG version  
 Disponible en version SG sans le group réfrigérant  
 Verfügbar in Version SG ohne gek. Gruppe  
 Disponible en version SG sin grupo refrigerador

Versione SG fornita sempre con quadro elettrico esterno / SG version is always equipped with external electric panel / SG version est toujours équipé d'un panneau électrique externe / SG Version ist immer mit externen elektrischen Schalttafel ausgestattet / SG es siempre la versión equipada con el panel eléctrico externo



- EVAPORATORE ANNEGATO NEL POLIURETANO DELLA VASCA
- EVAPORATOR SET IN THE POLYURETHAN OF THE TANK
- EVAPORATEUR INSÉRÉ DANS LE POLYURÉTHANE DU BAC
- VERDAMPFER IM POLYURETHAN DES BECKENS EINGESETZT
- EVAPORADOR ENCASTRADO EN EL POLIURETANO DE LA CUBA

Vasca in acciaio inox AISI 316 resistente alla corrosione salina • Salt-proof AISI 316 stainless steel basin  
 • Cuve en acier inox AISI 316 résistant à la corrosion du sel • Edelstahl AISI 316 Wanne Salzkorrosion resistent.  
 • Cuba en acero inox AISI 316 resistente a la corrosión salina

		°C	Watt	DEFROST	H <sub>2</sub> O		Uscita acqua Water outlet Sortie eau Wasserabstritt Salida agua	Piano refrigerato Refrigerated plate Tablette réfrigérée Gekühlte fläche Estante refrigerado	UMC	
Armonia 4 Bahia / Opera 4 Bahia / Sinfonia 4 Bahia / Melodia 4 Bahia		-2/0	480		MAN		Ø mm.20	mm. 1290x580 h. 110	230v/1/50Hz	R404a
Armonia 6 Bahia / Opera 6 Bahia / Sinfonia 6 Bahia / Melodia 6 Bahia		-2/0	750		MAN		Ø mm.20	mm. 1930x580 h. 110	230v/1/50Hz	R404a









Dati di collaudo • Test details • Détails d'essai • Prüfungsergebnisse • Datos de ensayo • MAX = (30°C - % U.R. 55)

Prezzi vedi LISTINO a pagina Armonia: 87 / Opera: 90 / Sinfonia: 89 / Melodia: 91  
 See PRICE LIST on page Armonia: 87 / Opera: 90 / Sinfonia: 89 / Melodia: 91



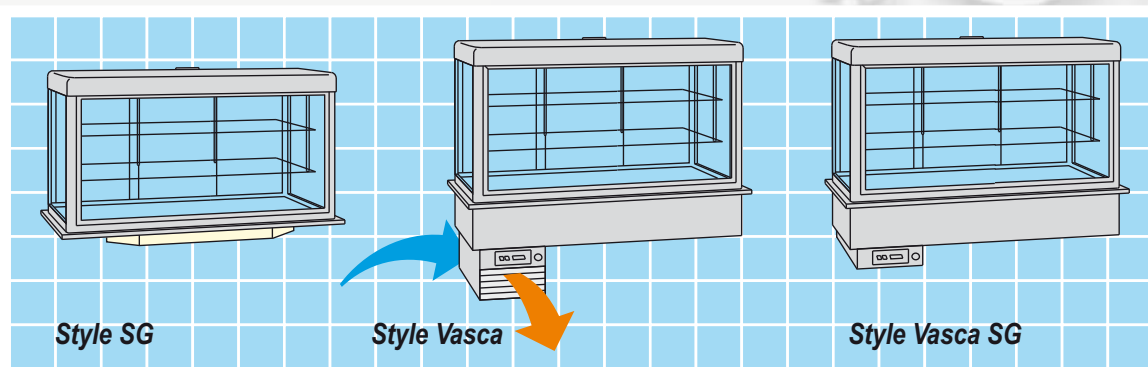
ARMONIA 4 BAHIA



Armonia 	Opera 	Sinfonia 	Melodia 	Armonia 	Opera 	Sinfonia 	Melodia 
mm. (LxPxH)	mm. (LxPxH)	mm. (LxPxH)	mm. (LxPxH)	Kg.	Kg.	Kg.	Kg.
1422x750x562	1422x749x1000	1422x749x1157	1422x749x1173	72	122	88	122
2062x750x562	2062x749x1000	2062x749x1157	2062x749x1173	96	166	117	166

Colori standard  
Standard colors





(da incasso / built in / encastrable / zum einbauen / de encastre)

**ACCESSORIO/ACCESSORY:**

Kit mezzopianetto inox  
 Kit stainless-steel small surface  
 Kit petit plan en acier  
 Kleine Fläche aus Inox  
 Kit plano pequeño de acero

Max N° 2 Kit



		°C	mm. (LxPxH)	Watt	DEFROST	H <sub>2</sub> O				Kg.		
Style SG VFS		+4/+10	1423x750x845	570		MAN	230v/1/50Hz		R404a	95	-	Di serie
Style Vasca VFS		+4/+10	1423x750x1302	617		MAN	230v/1/50Hz		R404a	136	-	Di serie
Style Vasca VFS SG		+4/+10	1423x750x1150	617		MAN	230v/1/50Hz		R404a	110	-	Di serie

Dati di collaudo • Test details • Détails d'essai • Prüfungsergebnisse • Datos de ensayo • MAX = (25°C - % U.R. 60)



Prezzi vedi LISTINO a pagina 91  
 See PRICE LIST on page 91



STYLE VASCA

Colori standard  
Standard colors



COD. 02

Colori optional  
Optional colors



COD. 01



COD. 53

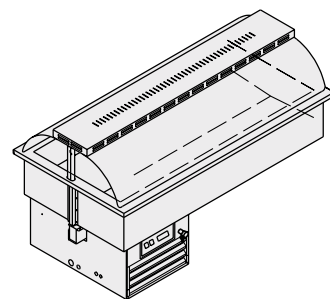


COD. 54



**Scocca con gruppo refrigerante.**

Di serie: compressore, condensatore, carter di protezione gruppo refrigerante con griglie di ispezione in acciaio verniciato, vasca e involucro esterno in acciaio inox, evaporatore annegato nel poliuretano della vasca, pannello elettrico con pulsanti di comando e termostato digitale, carica ottimale di gas R 134, collaudo in camera termica, rubinetto di scarico vasca.

**Body with refrigerating unit.**

Standard: compressor, condenser, refrigerating unit protection guard with painted steel inspection grille, stainless steel tank and external body, evaporator sunk into the tank polyurethane, electrical control panel with control buttons and digital thermostat, optimal load with R 134 gas, tested in thermal chamber, tank drainage valve.

**Coque avec groupe de réfrigération.**

De série: compresseur, condensateur, carter de protection du groupe de réfrigération avec grilles d'inspection en acier verni, récipient et protection externe en acier inox, évaporateur baigné dans le polyuréthane du récipient, panneau électrique avec boutons de commandes et thermostat digital, chargement optimal de gaz R 134, contrôle en chambre technique, robinet d'évacuation du récipient.

**Aufbau mit Kühlaggregat**

Serienausstattung: Kompressor, Kondensator, Schutzgehäuse Kühlaggregat mit Inspektionsgitter aus lackiertem Stahl, Wanne und Außenmantel aus INOX-Stahl, Verdampfer im Polyurethan der Wanne eingebettet, Elektrische Schalttafel mit Steuerknöpfen und digitalem Thermostat, optimale Gasladung R 134, Test in Temperaturkammer, Wanne mit Abflusshahn.

**Chasis con grupo refrigerador.**

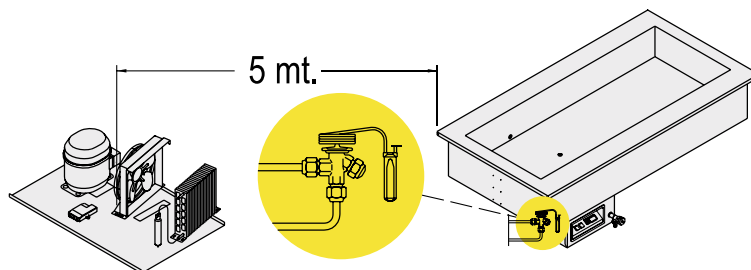
De serie: Compresor, condensador y cárter de protección grupo refrigerador con rejilla de acero esmaltado para la inspección, bandeja y carcasa exterior de acero inox, evaporador sumergido en el poliuretano de la bandeja, panel eléctrico con pulsadores de comando y termostato digital, carga optimizada con gas R 134, prueba en cámara térmica, Llave de descarga de la bandeja.

**Scocca con gruppo UMC.**

Di serie: vasca e involucro esterno in acciaio inox, evaporatore annegato nel poliuretano della vasca, pannello elettrico con pulsanti di comando e termostato digitale, rubinetto di scarico vasca.

Optional: valvola termostatica.

Accessori: gruppo UMC (compressore, condensatore), supporto in lamiera zincata, carica ottimale di gas R 134, collaudo in camera termica.

**Body with UMC unit.**

Standard: stainless steel tank and external body, evaporator sunk into the tank polyurethane, electrical control panel with control buttons and digital thermostat, tank drainage valve.

Options: thermostatic valve. Accessories: UMC unit (compressor, condenser), galvanised steel sheet support, optimal load with R 134 gas, tested in thermal chamber.

**Coque avec groupe UMC.**

De série: récipient et protection externe en acier inox, évaporateur baigné dans le polyuréthane du récipient, panneau électrique avec boutons de commandes et thermostat digital, robinet d'évacuation du récipient.

Options: valve thermostatique. Accessoires: groupe UMC (compresseur, condensateur), support en tôle galvanisée, chargement optimal de gaz R 134, contrôle en chambre technique.

**Aufbau mit UMC-Aggregat**

Serienausstattung: Wanne und Außenmantel aus INOX-Stahl, Verdampfer im Polyurethan der Wanne eingebettet, Elektrische Schalttafel mit Steuerknöpfen und digitalem Thermostat, Wanne mit Abflusshahn.

Optionals: Thermostatisches Ventil. Zuberhör: UMC-Aggregat (Kompressor, Kondensator), Ständer aus verzinktem Blech, optimale Gasladung R 134, Test in Temperaturkammer.

**Chasis con grupo UMC.**

De serie: bandeja y carcasa exterior de acero inox, evaporador sumergido en el poliuretano de la bandeja. panel eléctrico con pulsadores de comando y termostato digital, Llave de descarga de la bandeja.

Opcional: Válvula termostática. Accesorios: Grupo UMC (compresor, condensador), soporte de chapa galvanizada, carga optimizada con gas R 134, prueba en cámara térmica.



**Scocca senza gruppo refrigerante SG.**

Di serie: vasca e involucro esterno in acciaio inox, evaporatore annegato nel poliuretano della vasca, pannello elettrico con pulsanti di comando e termostato digitale, rubinetto di scarico vasca. Optional: valvola termostatica.

**Body without SG refrigerating unit**

Standard: stainless steel tank and external body, evaporator sunk into the tank polyurethane, electrical control panel with control buttons and digital thermostat, tank drainage valve. Options: thermostatic valve.

**Coque sans groupe réfrigérant SG.**

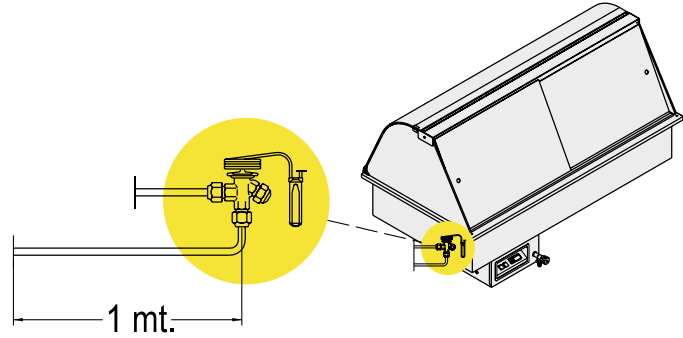
De série: récipient et protection externe en acier inox, évaporateur baigné dans le polyuréthane du récipient, panneau électrique avec boutons de commandes et thermostat digital, robinet d'évacuation du récipient. Options: valve thermostatique.

**Aufbau ohne Kühlaggregat SG.**

Serienausstattung: Wanne und Außenmantel aus INOX-Stahl, Verdampfer im Polyurethan der Wanne eingebettet, elektrische Schalttafel mit Steuerknöpfen und digitalem Thermostat, Wanne mit Abflusshahn. Optionals: Thermostatisches Ventil.

**Chasis sin el grupo refrigerador SG.**

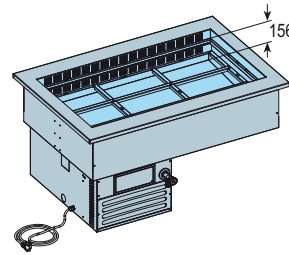
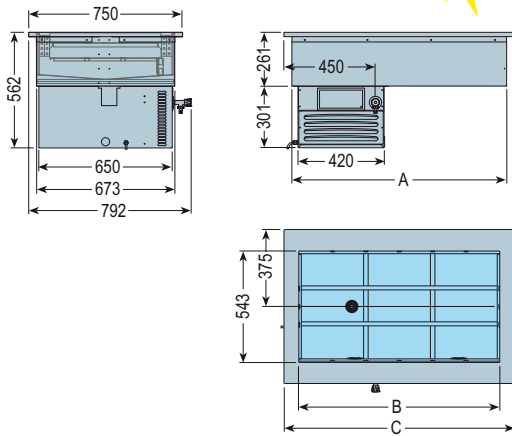
De serie: bandeja y carcasa exterior de acero inox, evaporador sumergido en el poliuretano de la bandeja. panel eléctrico con pulsadores de comando y termostato digital, Llave de descarga de la bandeja. Opcional: Válvula termostática.



# ARMONIA

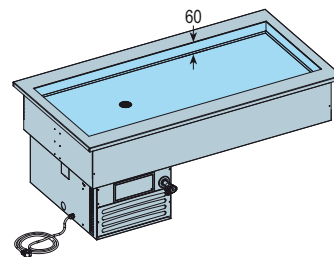
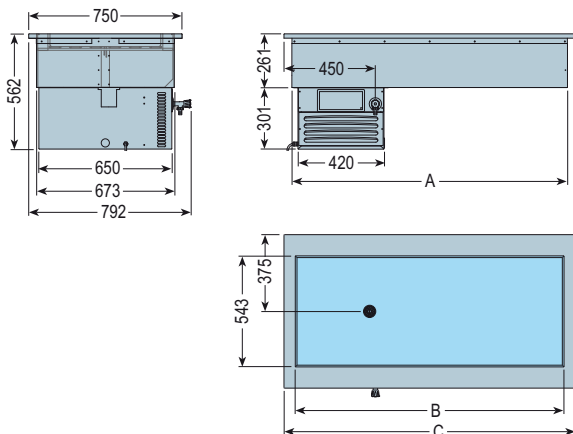
**ARMONIA VT (GN) 2/3/4/5/6**

**NEW**



	A	B	C
<b>NEW</b> 2	721	656	800
3	1046	980	1122
4	1346	1307	1422
<b>NEW</b> 5	1696	1632	1772
6	1986	1957	2062

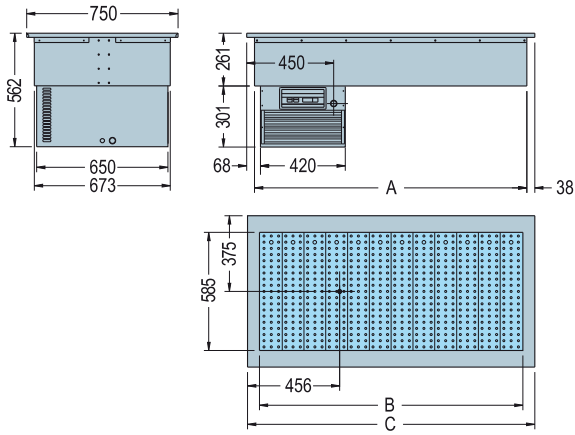
**ARMONIA RUGIADA 4/6**



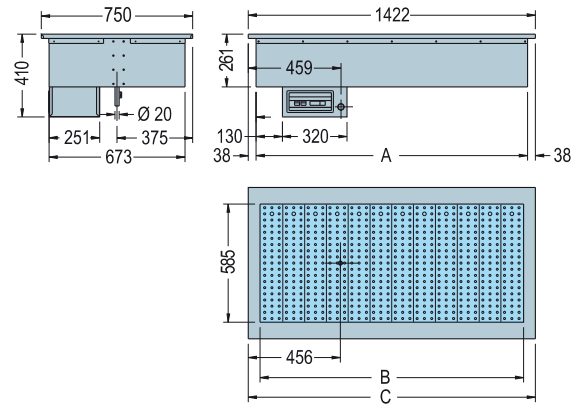
	A	B	C
4	1346	1307	1422
6	1986	1957	2062

# ARMONIA

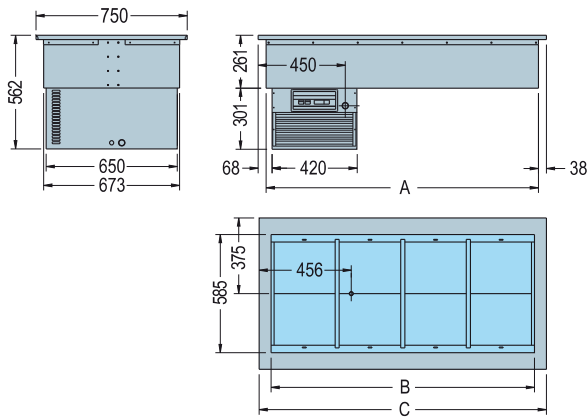
## ARMONIA 2/3/4/5/6



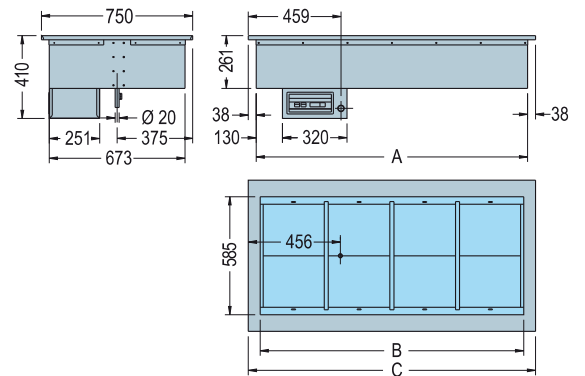
## ARMONIA 3/4/5/6 SG



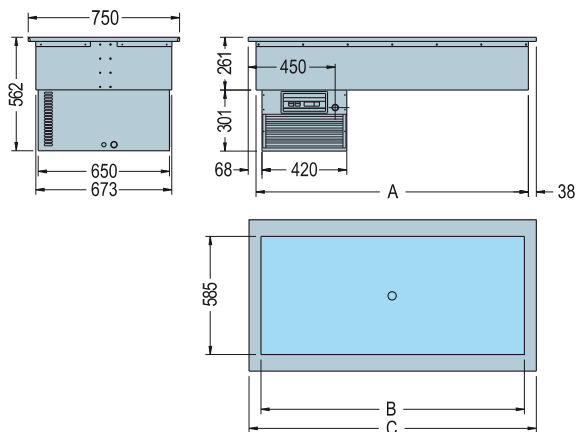
## ARMONIA 2/3/4/5/6 GN



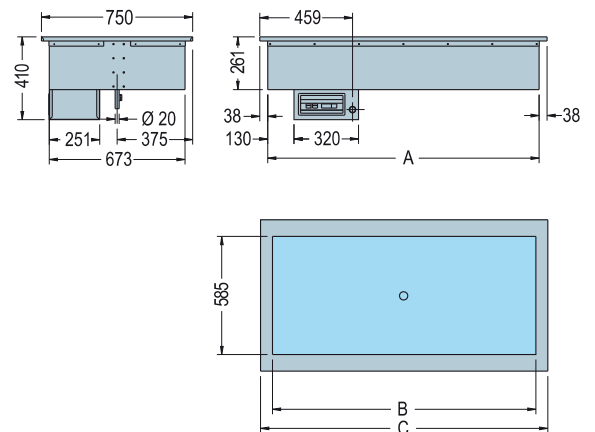
## ARMONIA 3/4/5/6 GN/SG



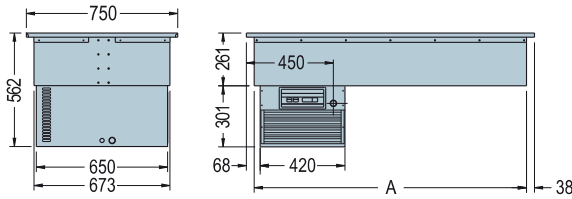
## ARMONIA 4/6 BRINA



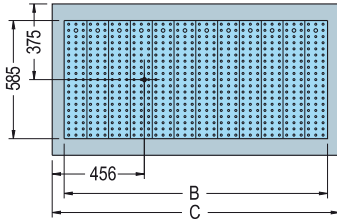
## ARMONIA 4/6 BRINA SG



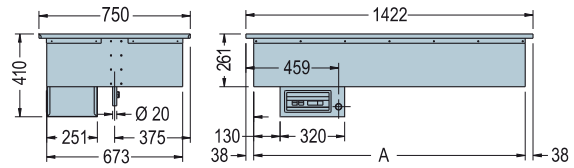
ARMONIA 4/6 BAHIA



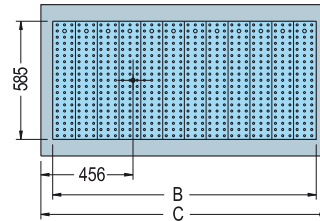
Vasca in acciaio inox AISI 316 resistente alla corrosione salina  
 • Salt-proof AISI 316 stainless steel basin • Cuve en acier inox AISI 316 résistant à la corrosion du sel • Edelstahl AISI 316 Wanne Salzkorrosion resistant.  
 • Cuba en acero inox AISI 316 resistente a la corrosión salina



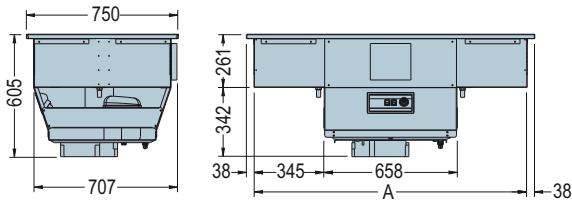
ARMONIA 4/6 BAHIA SG



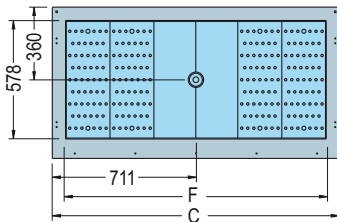
Vasca in acciaio inox AISI 316 resistente alla corrosione salina  
 • Salt-proof AISI 316 stainless steel basin • Cuve en acier inox AISI 316 résistant à la corrosion du sel • Edelstahl AISI 316 Wanne Salzkorrosion resistant.  
 • Cuba en acero inox AISI 316 resistente a la corrosión salina



ARMONIA 4/6 FISHING



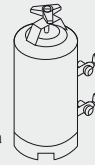
Vasca in acciaio inox AISI 316 resistente alla corrosione salina  
 • Salt-proof AISI 316 stainless steel basin • Cuve en acier inox AISI 316 résistant à la corrosion du sel • Edelstahl AISI 316 Wanne Salzkorrosion resistant.  
 • Cuba en acero inox AISI 316 resistente a la corrosión salina



ARMONIA 4/6 FISHING



E' fortemente consigliato l'uso di un addolcitore / It is highly recommended to use a purifier / Es sumamente aconsejado la utilización de un adoucisseur / Wir stark empfehlen die Benutzung eines Enthärterers / On recommande fortement l'utilisation d'un descalcificateur.

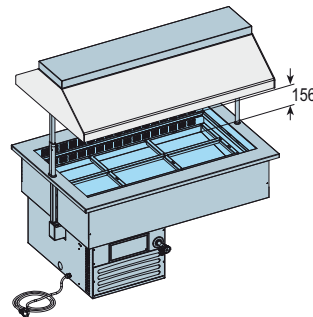
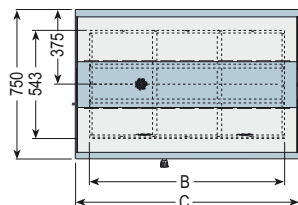
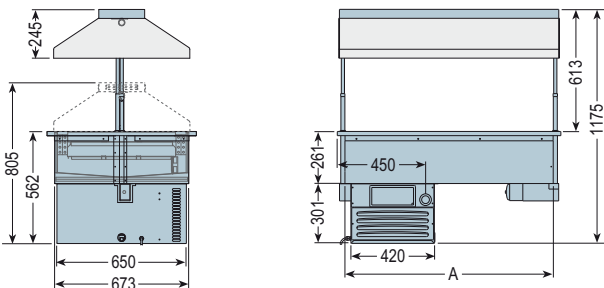


La temperatura di entrata dell'acqua (max +20 °C) influisce sulla quantità di ghiaccio prodotto. E' consigliato l'uso di un addolcitore / The inlet temperature of water (max +20 °C) influences the quantity of ice produced. It's recommended the use of a purifier / La température d'arrivée d'eau (max +20 °C) influence la quantité de givre produite. L'emploi d'un adoucisseur d'eau est conseillé / Die Wassertemperatur (max +20 °C) hat Einfluss auf die hergestellte Eismenge. Es empfiehlt sich die Verwendung eines Enthärterers / La temperatura de entrada del agua (max +20 °C) influye directamente sobre la cantidad de hielo producido. Es aconsejable utilizar un filtro

	A	B	C	D	F
2	721	656	800	630	-
3	1046	982	1122	957	-
4	1346	1307	1422	1281	1284
5	1696	1632	1772	1607	-
6	1986	1957	2062	1931	1934

SINFONIA

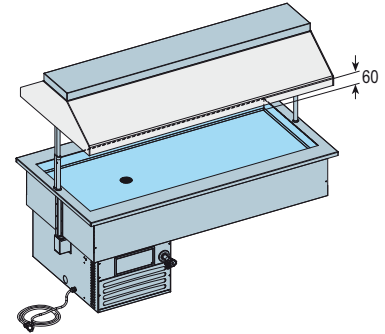
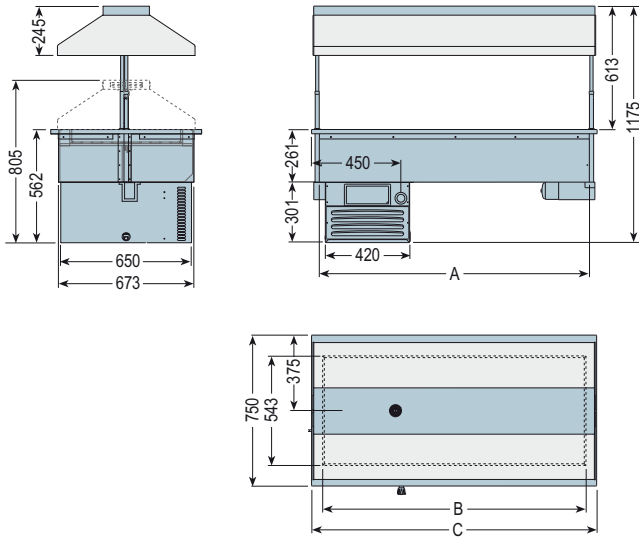
SINFONIA VT (GN) 3/4/6



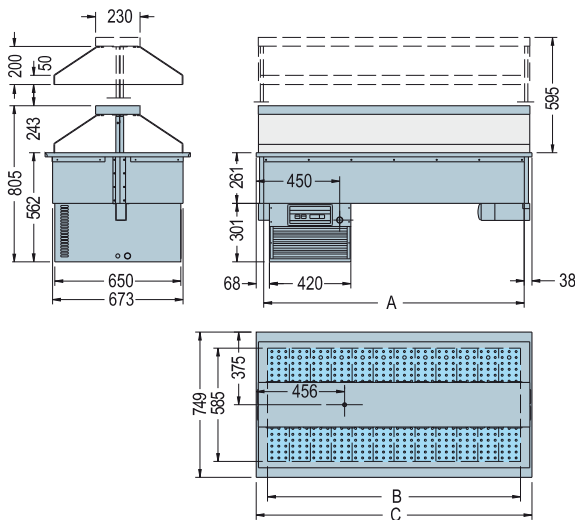
	A	B	C
3	1046	980	1122
4	1346	1307	1422
6	1986	1957	2062

# SINFONIA

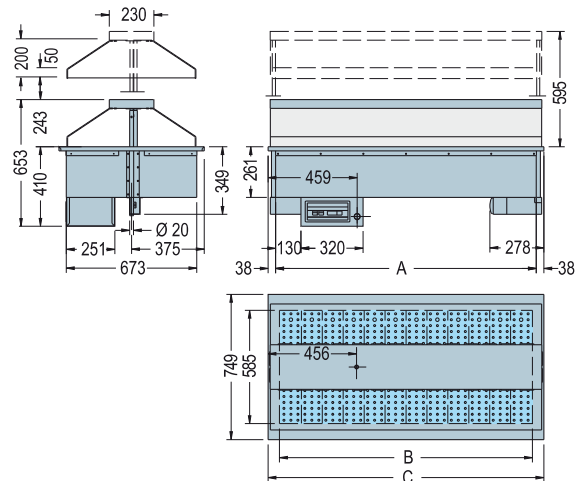
## SINFONIA RUGIADA 4/6



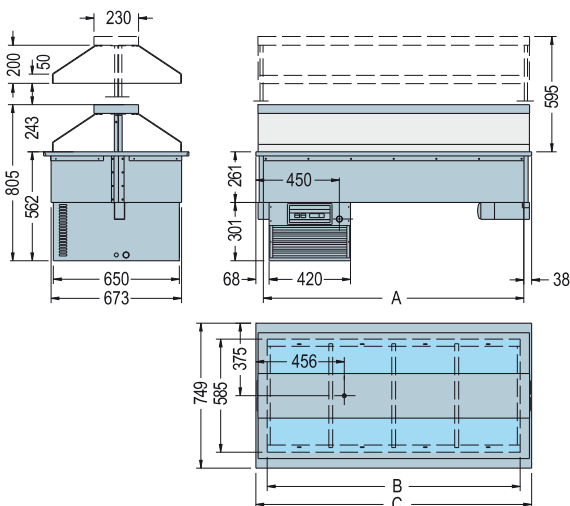
## SINFONIA 3/4/5/6



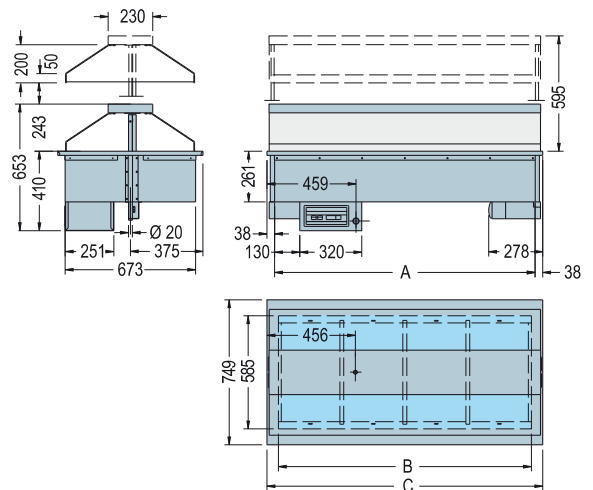
## SINFONIA 3/4/5/6 SG



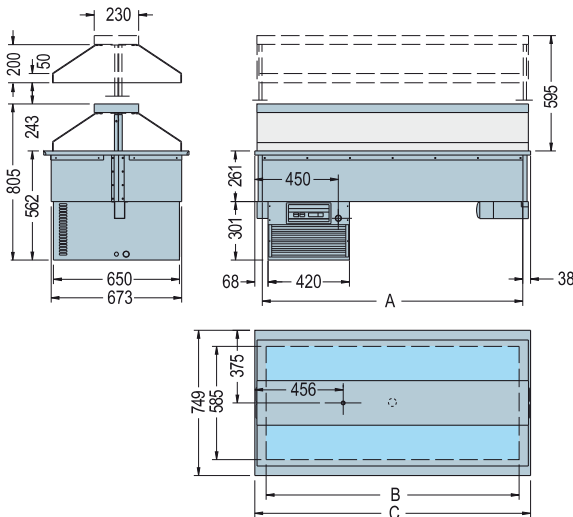
## SINFONIA 3/4/5/6 GN



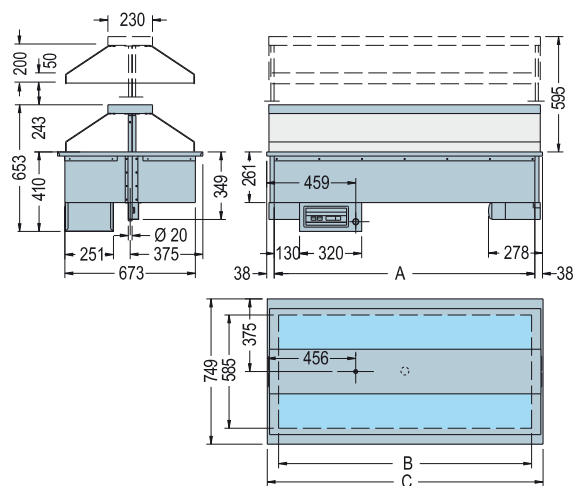
## SINFONIA 3/4/5/6 GN/SG



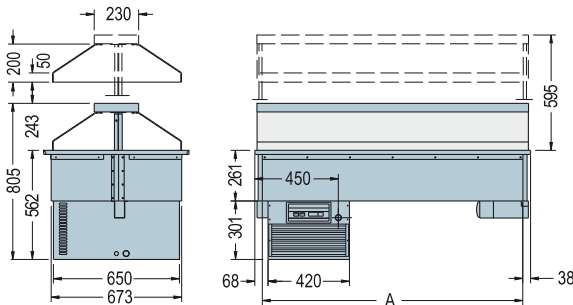
**SINFONIA 4/6 BRINA**



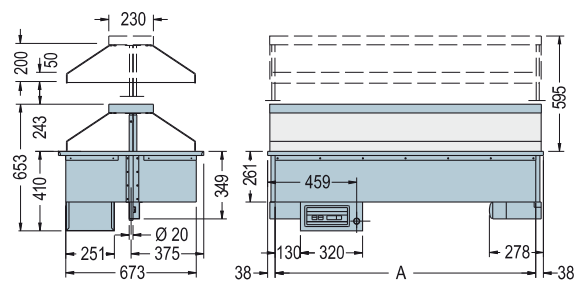
**SINFONIA 4/6 BRINA SG**



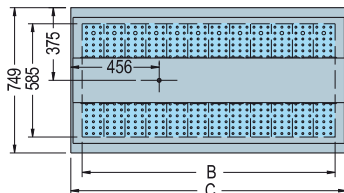
**SINFONIA 4/6 BAHIA**



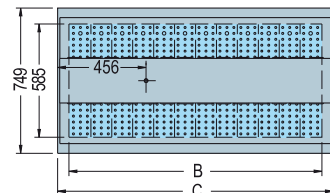
**SINFONIA 4/6 BAHIA SG**



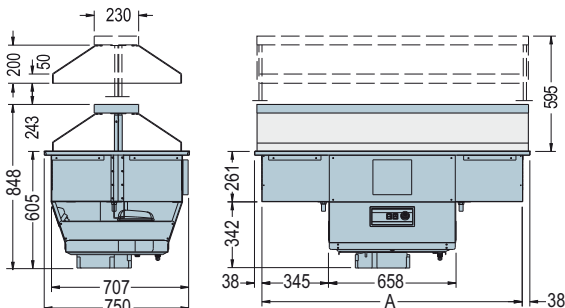
Vasca in acciaio inox AISI 316 resistente alla corrosione salina  
 • Salt-proof AISI 316 stainless steel basin  
 • Cuve en acier inox AISI 316 résistant à la corrosion du sel  
 • Edelstahl AISI 316 Wanne Salzkorrosion resistant.  
 • Caba en acero inox AISI 316 resistente a la corrosión salina



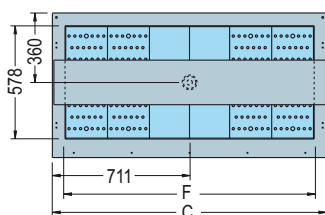
Vasca in acciaio inox AISI 316 resistente alla corrosione salina  
 • Salt-proof AISI 316 stainless steel basin  
 • Cuve en acier inox AISI 316 résistant à la corrosion du sel  
 • Edelstahl AISI 316 Wanne Salzkorrosion resistant.  
 • Caba en acero inox AISI 316 resistente a la corrosión salina



**SINFONIA 4/6 FISHING**



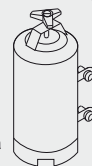
Vasca in acciaio inox AISI 316 resistente alla corrosione salina  
 • Salt-proof AISI 316 stainless steel basin  
 • Cuve en acier inox AISI 316 résistant à la corrosion du sel  
 • Edelstahl AISI 316 Wanne Salzkorrosion resistant.  
 • Caba en acero inox AISI 316 resistente a la corrosión salina



**SINFONIA 4/6 FISHING**



**E' fortemente consigliato l'uso di un addolcitore / It is highly recommended to use a purifier / Es sumamente aconsejado la utilizacion de un adoucisseur / Wir stark empfehlen die Benutzung eines Enthärters / On recommande fortement l'utilisation d'un descalcificador.**

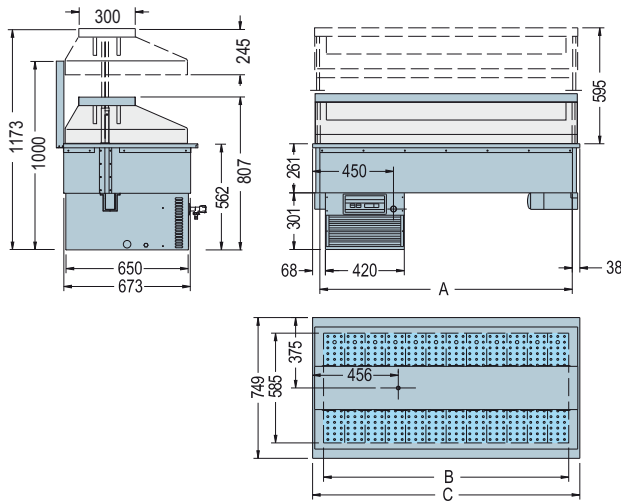


**La temperatura di entrata dell'acqua (max +20 °C) influisce sulla quantità di ghiaccio prodotto. E' consigliato l'uso di un addolcitore / The inlet temperature of water (max +20 °C) influences the quantity of ice produced. It's recommended the use of a purifier / La température d'arrivée d'eau (max +20 °C) influence la quantité de givre produite. L'emploi d'un adoucisseur d'eau est conseillé / Die Wassertemperatur (max +20 °C) hat Einfluss auf die hergestellte Eismenge. Es empfiehlt sich die Verwendung eines Enthärters / La temperatura de entrada del agua (max +20 °C) influye directamente sobre la cantidad de hielo producido. Es aconsejable utilizar un filtro**

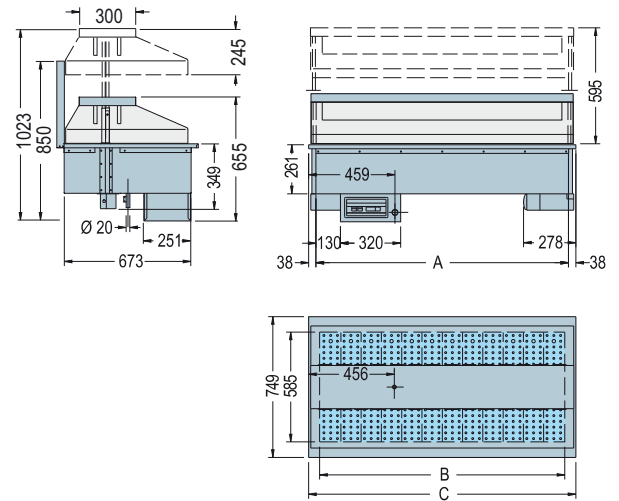
	A	B	C	D	F
3	1046	982	1122	957	-
4	1346	1307	1422	1281	1284
5	1696	1632	1772	1607	-
6	1986	1957	2062	1931	1934

## MELODIA

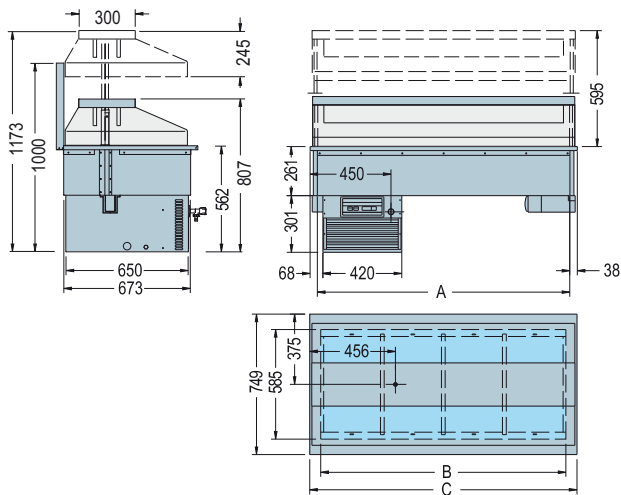
## MELODIA 4/6



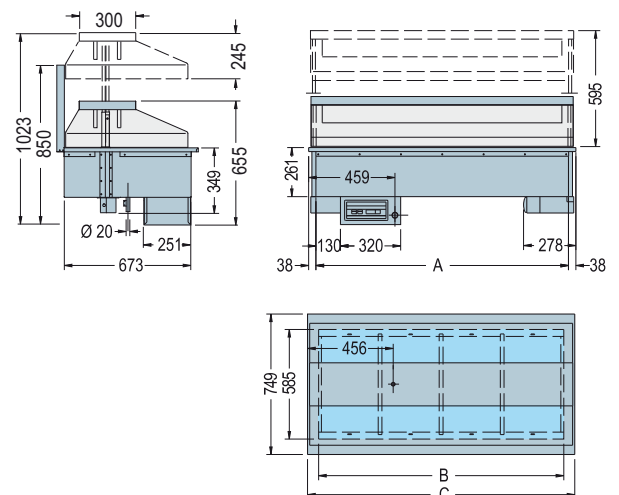
## MELODIA 4/6 SG



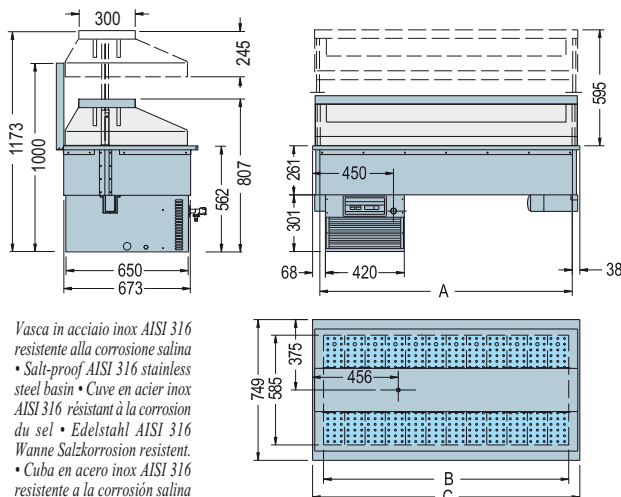
## MELODIA 4/6 GN



## MELODIA 4/6 GN/SG

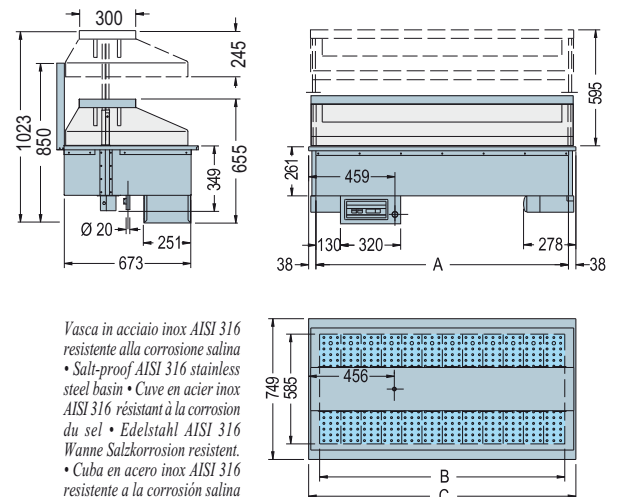


## MELODIA 4/6 BAHIA



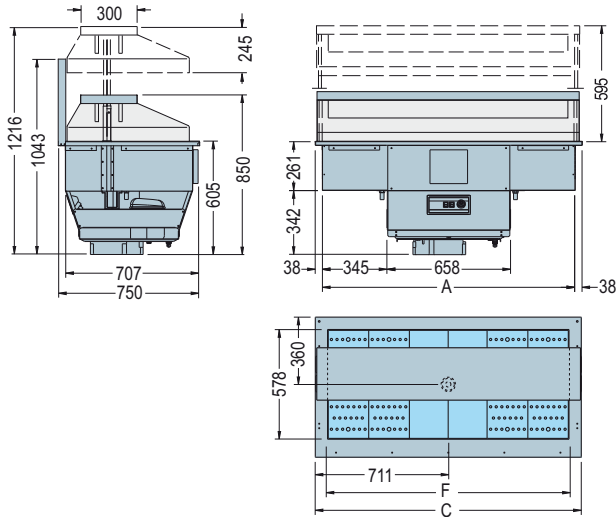
Vasca in acciaio inox AISI 316 resistente alla corrosione salina  
 • Salt-proof AISI 316 stainless steel basin • Cuve en acier inox AISI 316 résistant à la corrosion du sel • Edelstahl AISI 316 Wanne Salzkorrosion resistent.  
 • Cuba en acero inox AISI 316 resistente a la corrosión salina

## MELODIA 4/6 BAHIA SG



Vasca in acciaio inox AISI 316 resistente alla corrosione salina  
 • Salt-proof AISI 316 stainless steel basin • Cuve en acier inox AISI 316 résistant à la corrosion du sel • Edelstahl AISI 316 Wanne Salzkorrosion resistent.  
 • Cuba en acero inox AISI 316 resistente a la corrosión salina

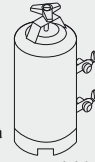
MELODIA 4/6 FISHING



MELODIA 4/6 FISHING



**E' fortemente consigliato l'uso di un addolcitore / It is highly recommended to use a purifier / Es sumamente aconsejado la utilizacion de un adoucisseur / Wir stark empfehlen die Benutzung eines Enthärers / On recommande fortement l'utilisation d'un descalcificador.**



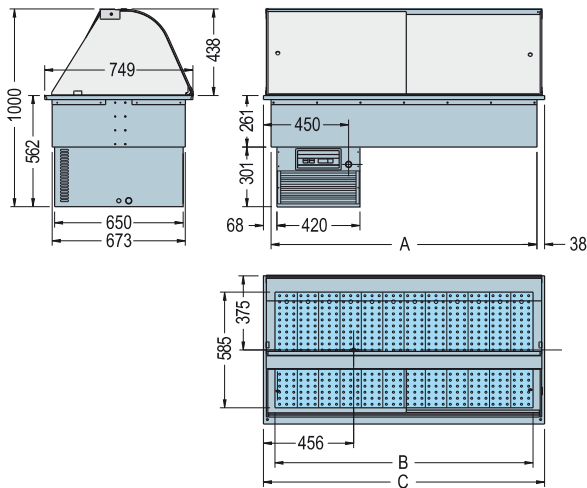
**La temperatura di entrata dell'acqua (max +20 °C) influisce sulla quantità di ghiaccio prodotto. E' consigliato l'uso di un addolcitore / The inlet temperature of water (max +20 °C) influences the quantity of ice produced. It is recommended the use of a purifier / La température d'arrivée d'eau (max +20 °C) influence la quantité de givre produite. L'emploi d'un adoucisseur d'eau est conseillé / Die Wassertemperatur (max +20 °C) hat Einfluss auf die hergestellte Eismenge. Es empfiehlt sich die Verwendung eines Enthärers / La temperatura de entrada del agua (max +20 °C) influye directamente sobre la cantidad de hielo producido. Es aconsejable utilizar un filtro**

• AZIONAMENTO ELETTRICO CUPOLA IN PLEXIGLASS • ELECTRICAL OPERATION OF THE PLEXIGLASS COVER • FONCTIONNEMENT ÉLECTRIQUE DU COUVERCLE EN PLEXIGLASS • ANTRIEB DER PLEXIGLASS HAUBE • ELEVACION ELECTRICO CUPOLA DE PLEXIGLASS

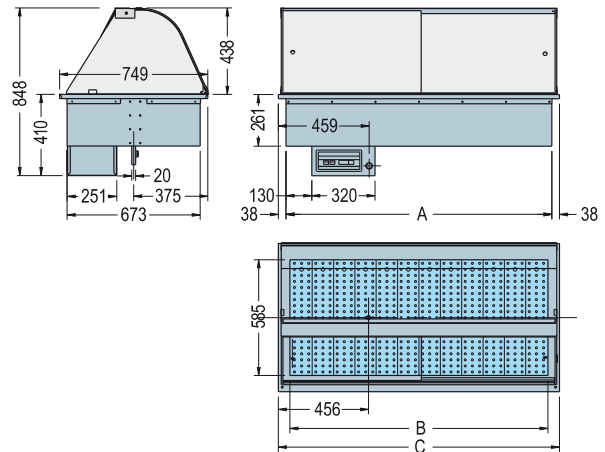
	A	B	C	D	F
4	1046	1307	1422	1281	1284
6	1986	1957	2062	1931	1934

OPERA

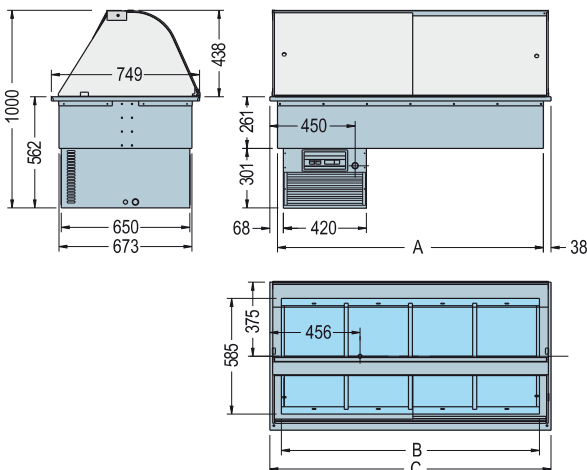
OPERA 3/4/5/6



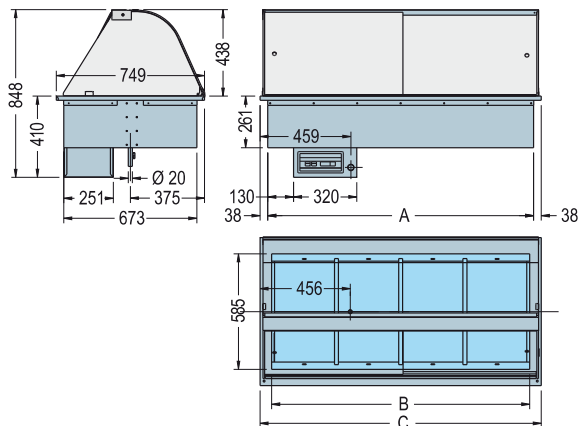
OPERA 3/4/5/6 SG



OPERA 3/4/5/6 GN

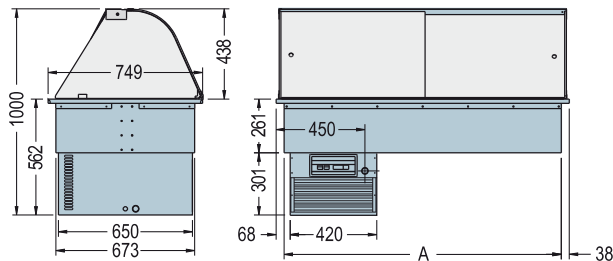


OPERA 3/4/5/6 GN/SG

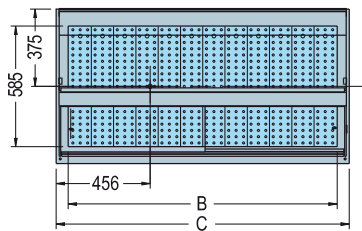


# OPERA

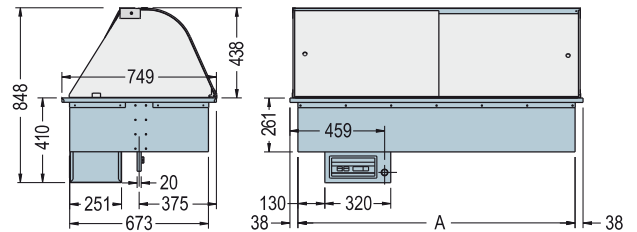
## OPERA 4/6 BAHIA



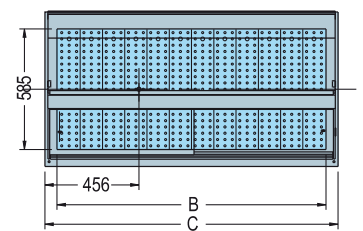
Vasca in acciaio inox AISI 316 resistente alla corrosione salina  
 • Salt-proof AISI 316 stainless steel basin  
 • Cuve en acier inox AISI 316 résistant à la corrosion du sel  
 • Edelstahl AISI 316 Wanne Salzkorrosion resistant.  
 • Cuba en acero inox AISI 316 resistente a la corrosión salina



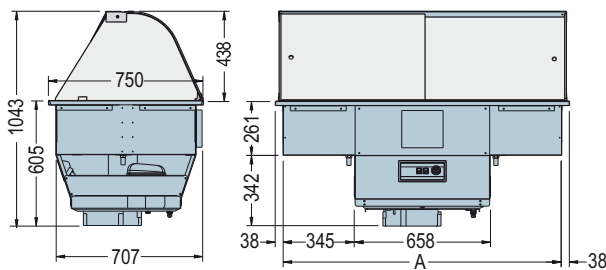
## OPERA 4/6 BAHIA SG



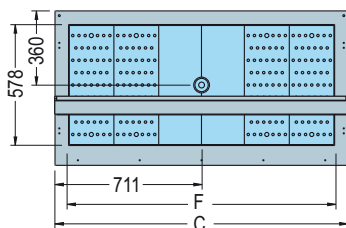
Vasca in acciaio inox AISI 316 resistente alla corrosione salina  
 • Salt-proof AISI 316 stainless steel basin  
 • Cuve en acier inox AISI 316 résistant à la corrosion du sel  
 • Edelstahl AISI 316 Wanne Salzkorrosion resistant.  
 • Cuba en acero inox AISI 316 resistente a la corrosión salina



## OPERA 4/6 FISHING



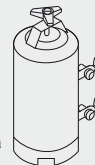
Vasca in acciaio inox AISI 316 resistente alla corrosione salina  
 • Salt-proof AISI 316 stainless steel basin  
 • Cuve en acier inox AISI 316 résistant à la corrosion du sel  
 • Edelstahl AISI 316 Wanne Salzkorrosion resistant.  
 • Cuba en acero inox AISI 316 resistente a la corrosión salina



### OPERA 4/6 FISHING



**E' fortemente consigliato l'uso di un addolcitore** / It is highly recommended to use a purifier / Es sumamente aconsejado la utilización de un adoucisseur / Wir stark empfehlen die Benutzung eines Enthärter / On recommande fortement l'utilisation d'un descalcificador.



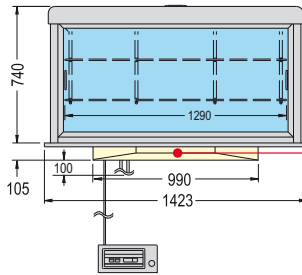
La temperatura di entrata dell'acqua (max +20 °C) influisce sulla quantità di ghiaccio prodotto. E' consigliato l'uso di un addolcitore / The inlet temperature of water (max +20 °C) influences the quantity of ice produced. It's recommended the use of a purifier / La température d'arrivée d'eau (max +20 °C) influence la quantité de glace produite. L'emploi d'un adoucisseur d'eau est conseillé / Die Wassertemperatur (max +20 °C) hat Einfluss auf die hergestellte Eismenge. Es empfiehlt sich die Verwendung eines Enthärter / La temperatura de entrada del agua (max +20 °C) influye directamente sobre la cantidad de hielo producido. Es aconsejable utilizar un filtro

	A	B	C	D	F
3	1046	982	1122	957	-
4	1346	1307	1422	1281	1284
5	1696	1632	1772	1607	-
6	1986	1957	2062	1931	1934

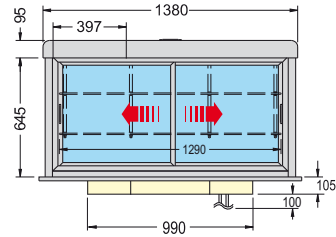
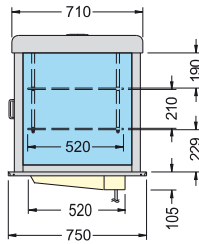


# STYLE

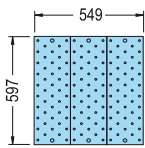
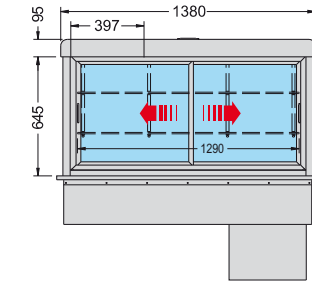
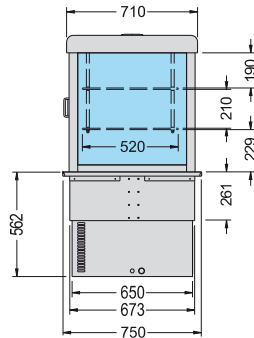
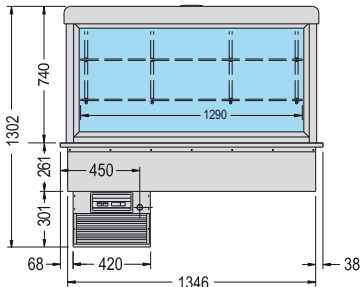
## STYLE SG



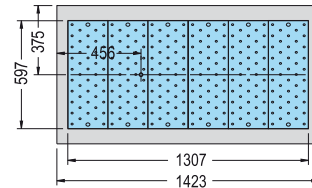
- Vasca in poliuretano
- Polyurethan tanks
- Cuve en polyuréthane
- Polyurethan Wanne
- Cuba en poliuretano



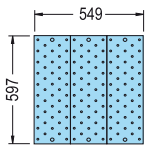
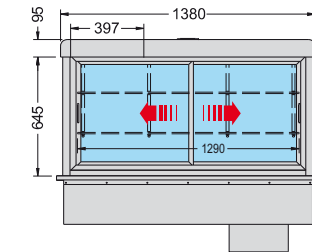
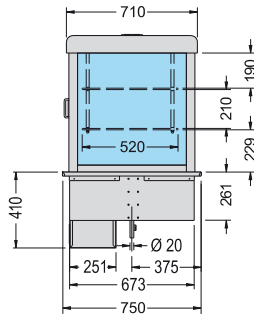
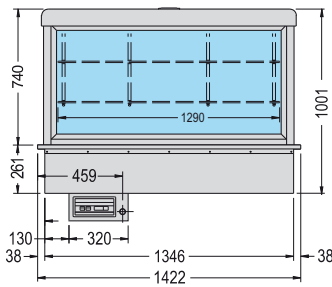
## STYLE VASCA



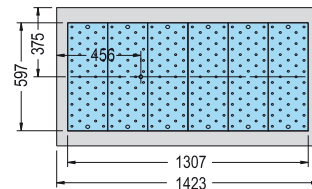
**OPTIONAL:**  
 Kit mezzopianetto inox  
 Kit stainless-steel small surface  
 Kit petit plan en acier  
 Kleine Flaechе aus Inox  
 Kit plano pequeño de acero  
**Max N° 2 Kit**



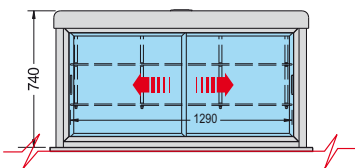
## STYLE VASCA SG



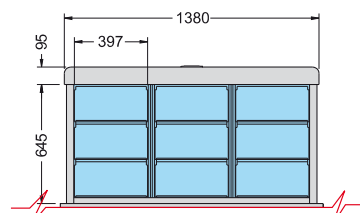
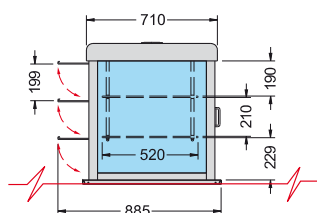
**OPTIONAL:**  
 Kit mezzopianetto inox  
 Kit stainless-steel small surface  
 Kit petit plan en acier  
 Kleine Flaechе aus Inox  
 Kit plano pequeño de acero  
**Max N° 2 Kit**



## OPTIONAL



Porte scorrevoli sul lato operatore  
 Operator side with sliding doors



Porte basculanti Self Service sul lato cliente  
 Self Service doors on client side



Armonia GN Dry









Sinfonia GN Dry

Melodia GN Dry

(da incasso / built in / encastrable / zum einbauen / de encastre)



MELODIA GN 4 DRY

						
		°C		<b>h. MAX. 150 mm. h. MIN. 20 mm.</b>	Watt	Watt
Armonia 4 GN Dry / Sinfonia 4 GN Dry / Melodia 4 GN Dry		+30/+70	230v/1/50Hz	GN 1/4 - 1/3 - 1/2 2/3 - 1/1 - 2/1	1400 (2x700)	2500
Armonia 6 GN Dry / Sinfonia 6 GN Dry		+30/+70	400v/3/50Hz	GN 1/4 - 1/3 - 1/2 2/3 - 1/1 - 2/1	2100 (3x700)	3500



Prezzi vedi LISTINO a pagina Armonia: **94** / Sinfonia: **95** / Melodia: **96**  
See PRICE LIST on page Armonia: **94** / Sinfonia: **95** / Melodia: **96**

Colori standard  
Standard colors



COD. 08

ARMONIA GN 4 DRY



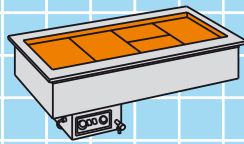
SINFONIA GN 4 DRY

Potenza lampade riscaldanti Warming lamps power Puissance des lampes chauffantes Leistung heizungslampen Potencia de las lamparas calentadoras	Armonia	Sinfonia	Melodia
	Watt	Watt	Watt
	-	900 (3x300)	900 (3x300)
	-	1200 (4x300)	-

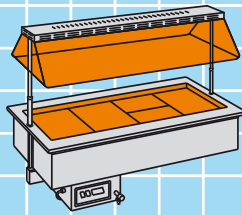
Armonia	Sinfonia	Melodia
mm. (LxPxH)	mm. (LxPxH)	mm. (LxPxH)
1422x750x410	1422x750x1005	1422x749x1023
2062x750x410	2062x750x1005	-

Armonia	Sinfonia	Melodia
Kg.	Kg.	Kg.
44	78	81
56	93	-

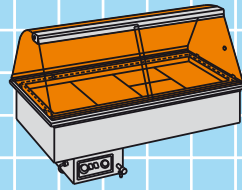




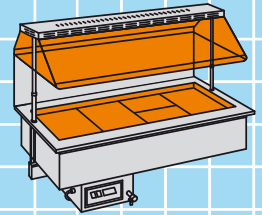
Armonia Bain-Marie



Sinfonia Bain-Marie



Opera Bain-Marie



Melodia Bain-Marie

(da incasso / built in / encastrable / zum einbauen / de encastre)



SINFONIA 4 BAIN MARIE

Colori standard  
Standard colors

COD. 08

		°C	h. SOLO. 150 mm. h. ONLY 150 mm.	Potenza totale Total power Puissance totale Gesamte leistung Potencia total	Armonia Watt	Opera Watt	Sinfonia Watt	Melodia Watt
Armonia 2 BM		+30/+90	GN 1/4 - 1/3 - 1/2 2/3 - 1/1 - 2/1	1200	-	-	-	-
Armonia 3 BM / Opera 3 BM / Sinfonia 3 BM		+30/+90	GN 1/4 - 1/3 - 1/2 2/3 - 1/1 - 2/1	1800	2400	2650	-	-
Armonia 4 BM / Opera 4 BM / Sinfonia 4 BM / Melodia 4 BM		+30/+90	GN 1/4 - 1/3 - 1/2 2/3 - 1/1 - 2/1	2400	3300	3550	3550	-
Armonia 5 BM / Opera 5 BM / Sinfonia 5 BM		+30/+90	GN 1/4 - 1/3 - 1/2 2/3 - 1/1 - 2/1	3000	3900	4150	-	-
Armonia 6 BM / Opera 6 BM / Sinfonia 6 BM		+30/+90	GN 1/4 - 1/3 - 1/2 2/3 - 1/1 - 2/1	3000	4200	4450	-	-

Prezzi vedi LISTINO a pagina Armonia: 94 / Opera: 95-96 / Sinfonia: 94-95 / Melodia: 96  
See PRICE LIST on page Armonia: 94 / Opera: 95-96 / Sinfonia: 94-95 / Melodia: 96

**Cosa c'è di nuovo? What's new?**





**NEW**




**OPTIONAL:**






Carico e scarico automatico dell'acqua  
*Automatic water loading and discharge*  
 Chargement et déchargement automatique de l'eau  
*Automatische Wasserbelastung und Entlastung*  
 Carga y escape automático de agua

ARMONIA 4  
 BAIN MARIE



Armonia 	Opera 	Sinfonia 	Melodia 
mm. (LxPxH)	mm. (LxPxH)	mm. (LxPxH)	mm. (LxPxH)
800x749x414	-	-	-
1122x749x414	1122x749x834	1122x749x1005	-
1422x749x414	1422x749x834	1422x749x1005	1422x749x1023
1772x749x414	1772x749x834	1772x749x1005	-
2062x749x414	2062x749x834	2062x749x1005	-

Potenza lampade riscaldanti Warming lamps power Puissance des lampes chauffantes Leistung heizungslampen Potencia de las lamparas calentadoras	Armonia 	Opera 	Sinfonia 	Melodia 
	Watt	Watt	Watt	Watt
	-	-	-	-
	-	200 (2x100)	600 (2x300)	-
	-	200 (2x100)	900 (3x300)	900 (3x300)
	-	300 (3x100)	900 (3x300)	-
	-	300 (3x100)	1200 (4x300)	-

Armonia 	Opera 	Sinfonia 	Melodia 	
Kg.	Kg.	Kg.	Kg.	
35	-	-	-	230v/1/50Hz
39	45	44	-	230v/1/50Hz
44	79	56	79	230v/1/50Hz
48	93	65	-	Armonia/Opera: 230v/1/50Hz Sinfonia: 400v/3/50Hz
56	112	78	-	400v/3/50Hz





SINFONIA 4 HOT



ARMONIA 2 HOT

NEW












SINFONIA 6 HOT

NEW



La più piccola piastra drop-in di Tecfrigo, è una soluzione pensata per sfruttare al meglio ogni spazio disponibile del vostro arredamento  
 The smaller Tecfrigo's drop-in hotplate, build to exploit better every free space of your furniture

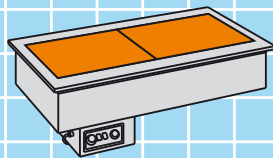
						Potenza piastre in vetroceramica Glass-ceramic plates power Puisance des plaques en ceramique de verre Leistung der platten aus glaskeramik Potencia placas en vidrio-ceramica		Potenza totale Total power Puisance totale Gesamte leistung Potencia total
		°C		<b>h. MAX. 65 mm. h. MIN. 20 mm.</b>	Watt		Watt	
<b>NEW</b> Armonia 2 Hot		+30/+120	230v/1/50Hz	GN 1/4-1/3-1/2 2/3-1/1-2/1	600		600	
Armonia 4 Hot / Sinfonia 4 Hot / Melodia 4 Hot		+30/+120	230v/1/50Hz	GN 1/4-1/3-1/2 2/3-1/1-2/1	1200		2300	
<b>NEW</b> Sinfonia 6 Hot		+30/+120	230v/1/50Hz	GN 1/4-1/3-1/2 2/3-1/1-2/1	1800		3000	

Prezzi vedi LISTINO a pagina Armonia: 94 / Sinfonia: 95 / Melodia: 96  
 See PRICE LIST on page Armonia: 94 / Sinfonia: 95 / Melodia: 96

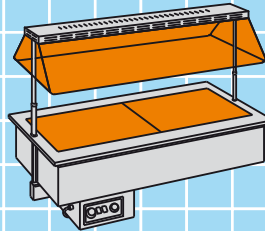
Lampade riscaldanti a raggi infrarossi  
Warming infra-red rays lamps



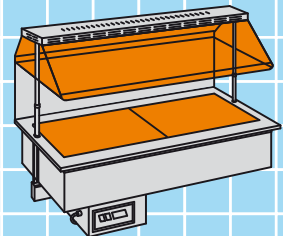
Piastre in vetroceramica / Glass-ceramic plates /  
Plaques en ceramique de verre / Platten aus glaskeramik /  
Placas en vidrio-ceramica  
ARMONIA 2: N° 1 mm 530x650  
ARMONIA / SINFONIA / MELODIA 4: N° 2 mm 530x650  
SINFONIA 6: N° 3 mm 530x650



Armonia Hot



Sinfonia Hot



Melodia Hot

Colori standard  
Standard colors



COD. 08

(da incasso / built in / encastrable / zum einbauen / de encastre)

Potenza lampade riscaldanti Warming lamps power Puissance des lampes chauffantes Leistung heizungslampen Potencia de las lamparas calentadoras	Armonia	Sinfonia	Melodia
	Watt	Watt	Watt
	-	-	-
	-	900 (3x300)	900 (3x300)
	-	1200 (4x300)	-

Armonia	Sinfonia	Melodia
mm. (LxPxH)	mm. (LxPxH)	mm. (LxPxH)
800x749x410	-	-
1422x750x410	1422x749x1005	1422x749x1023
-	2062x749x1005	-

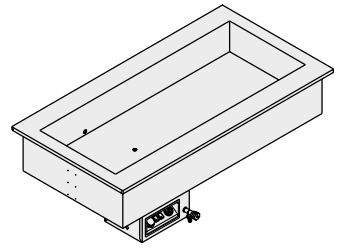
Armonia	Sinfonia	Melodia
Kg.	Kg.	Kg.
35	-	-
44	68	85
-	78	-



**Scocca Bain-Marie.**

Di serie: vasca e involucro esterno in acciaio inox, resistenze a contatto della vasca interna, pannello elettrico con pulsanti di comando, termostato manuale e segnale acustico livello acqua.

Rubinetto di scarico vasca.

**Bain-Marie body.**

Standard: stainless steel tank and external body, Resistances in contact with the internal tank, electrical control panel with control buttons, manual thermostat and water level acoustic warning signal.

Tank drainage valve.

**Aufbau Bain-Marie.**

Serienausstattung: Wanne und Außenmantel aus INOX-Stahl, Widerstände in Kontakt mit Innenteil der Wanne, elektrische Schalttafel mit Steuerknöpfen, manuelles Thermostat und Tonsignal Wasserstand.

Wanne mit Abflusshahn.

**Coque Bain-Marie.**

De série: récipient et protection externe en acier inox, résistances au contact du récipient interne, panneau électrique avec boutons de commandes, thermostat manuel et signal acoustique pour le niveau de l'eau.

Robinet d'évacuation du récipient.

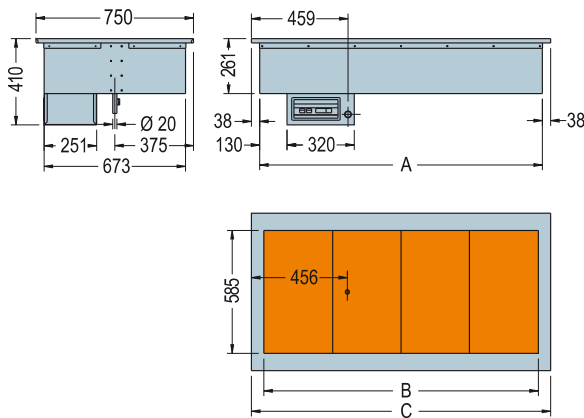
**Chasis Bain-Marie.**

De serie: bandeja y carcasa exterior de acero inox, resistencias al contacto con la bandeja interior, panel eléctrico con pulsadores de comando, termostato manual y señal acústico del nivel del agua.

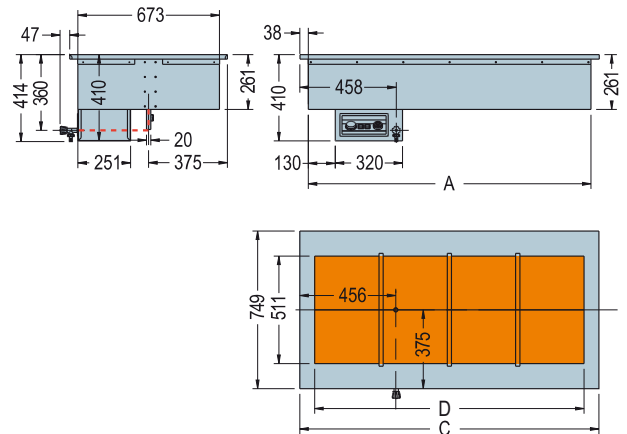
Llave de descarga de la bandeja.

## ARMONIA

### ARMONIA 4/6 GN DRY



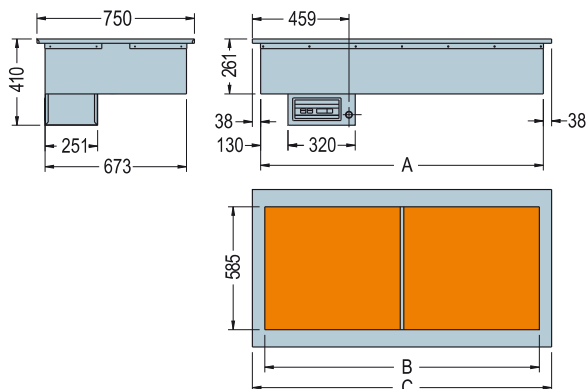
### ARMONIA 2/3/4/5/6 BAIN-MARIE



### ARMONIA 2 HOT

NEW

### ARMONIA 4 HOT

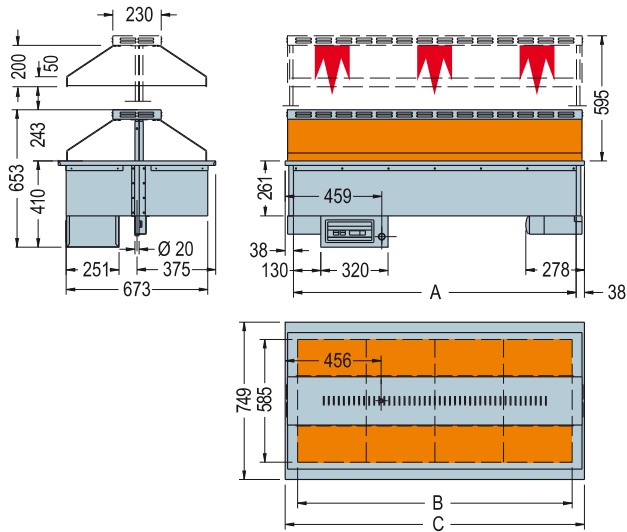


	A	B	C	D	F
2	721	656	800	630	-
3	1046	982	1122	957	-
4	1346	1307	1422	1281	1284
5	1696	1632	1772	1607	-
6	1986	1957	2062	1931	1934



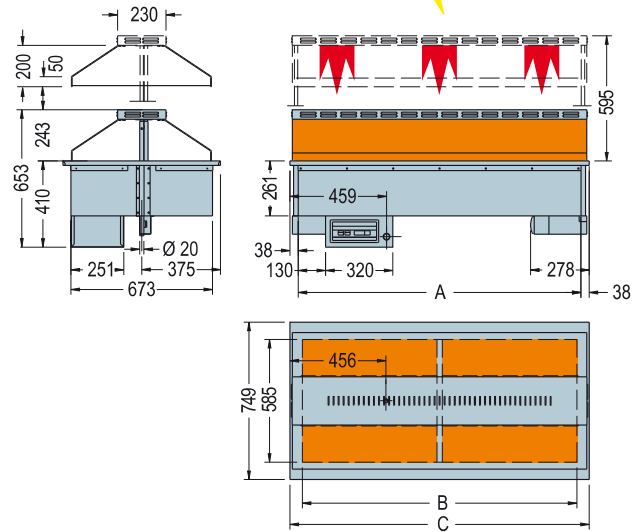
# SINFONIA

## SINFONIA 4/6 GN DRY

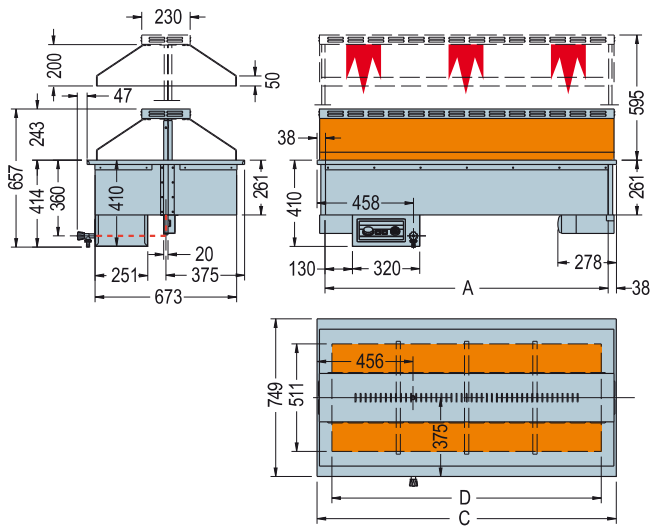


## SINFONIA 4 HOT SINFONIA 6 HOT

NEW



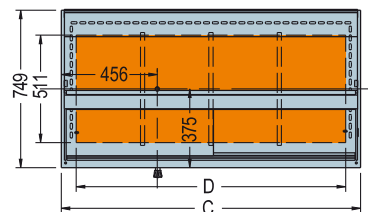
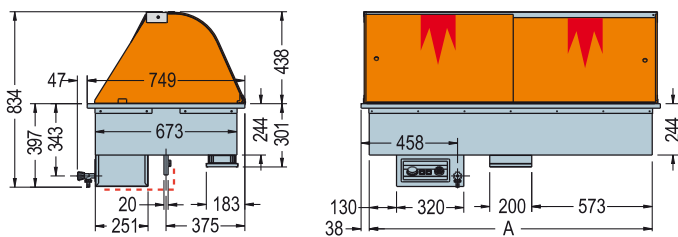
## SINFONIA 3/4/5/6 BAIN-MARIE



	A	B	C	D	F
3	1046	982	1122	957	-
4	1346	1307	1422	1281	1284
5	1696	1632	1772	1607	-
6	1986	1957	2062	1931	1934

# OPERA

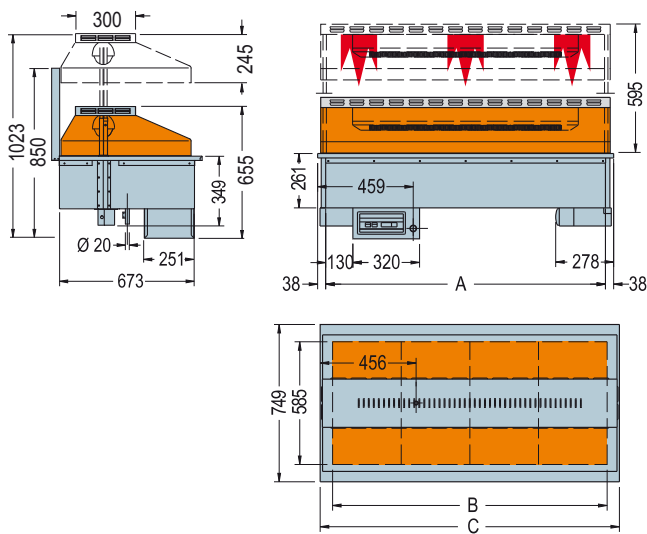
## OPERA 3/4/5/6 BAIN-MARIE



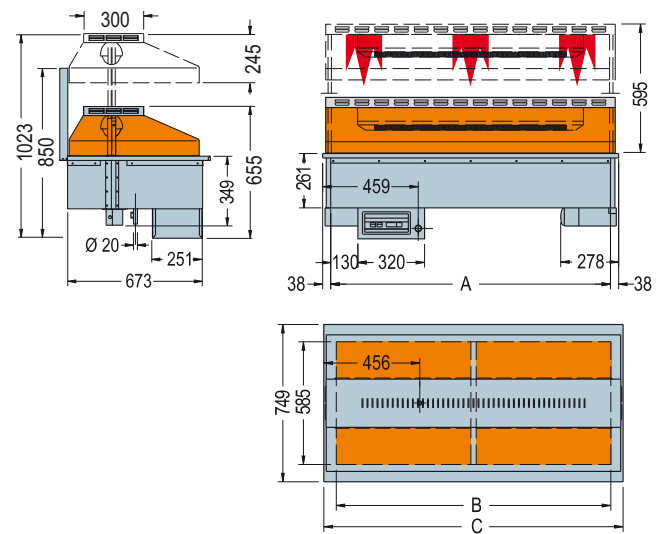
	A	B	C	D	F
3	1046	982	1122	957	-
4	1346	1307	1422	1281	1284
5	1696	1632	1772	1607	-
6	1986	1957	2062	1931	1934

# MELODIA

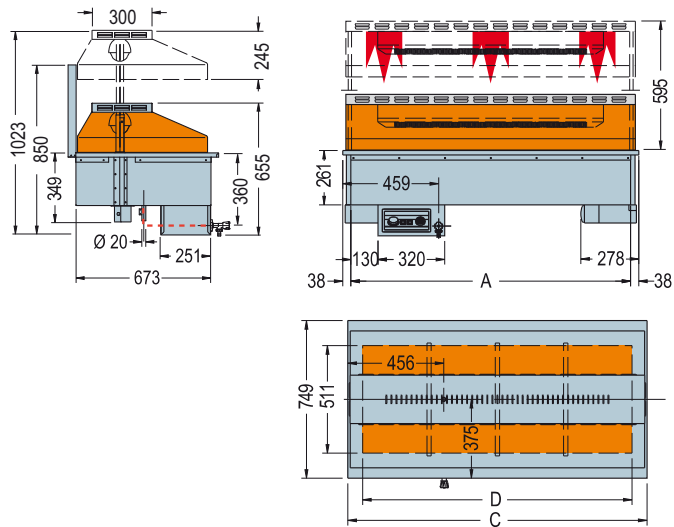
## MELODIA 4 GN DRY



## MELODIA 4 HOT



## MELODIA 4 BAIN-MARIE



• AZIONAMENTO ELETTRICO CUPOLA IN PLEXIGLASS • ELECTRICAL OPERATION OF THE PLEXIGLASS COVER  
 • FONCTIONNEMENT ÉLECTRIQUE DU COUVERCLE EN PLEXIGLASS • ANTRIEB DER PLEXIGLASS HAUBE • ELEVACION ELECTRICO CUPOLA DE PLEXIGLASS

	A	B	C	D	F
4	1046	1307	1422	1281	1284
6	1986	1957	2062	1931	1934

**SAMBA:** Modelli REFRIGERATI / REFRIGERATED models



3-4-6  
SAMBA VT (GN)



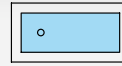
+4/+10



4-6  
SAMBA RUGIADA



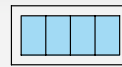
0/-1



3-4-5-6  
SAMBA  
*Disponibile versione SG  
Available SG version*



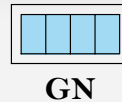
+4/+10



3-4-5-6  
SAMBA GN  
*Disponibile versione SG  
Available SG version*



+4/+10



4-6  
SAMBA BRINA  
*Disponibile versione SG  
Available SG version*



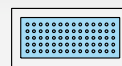
0/-1



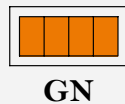
4-6  
SAMBA BAHIA  
*Disponibile versione SG  
Available SG version*



0/-2

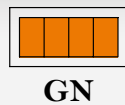


**SAMBA:** Modelli RISCALDANTI / HEATING models



+30/+90

3-4-5-6  
SAMBA BM



+30/+70

4-6  
SAMBA GN DRY



+30/+120

4-6  
SAMBA HOT



SAMBA 4 GN

NEW



Vetro curvo temperato / Curved tempered glass

## SAMBA GN


Vasca in acciaio inox AISI 304 a satinatura longitudinale lavorato al laser  
*Internal basin in AISI 304 stainless steel, satin longitudinal laser cut*

Innumerevoli possibili personalizzazioni interne, per soddisfare ogni esigenza  
*Numerous interior customizations possible, to meet your needs*

Colori standard  
 Standard colors




COD. 08



Prezzi vedi LISTINO a pagina 97-98  
 See PRICE LIST on page 97-98

SAMBA 4 BRINA

NEW



## SAMBA BRINA

Cupola superiore fissa con sistema di illuminazione a luci LED.  
*Upper fix glass-hood with LED system lighting.*

Struttura sostegno cupola in acciaio inox AISI 304  
*Hood support structure made of AISI 304 stainless steel*

Piano refrigerato in acciaio inox AISI 304  
*Refrigerated plate in AISI 304 stainless steel*

Colori standard  
 Standard colors



COD. 08



SAMBAL 4 BM

NEW



## SAMBAL BAIN-MARIE


Cupola superiore fissa con lampade riscaldanti alogene.  
Upper fix glass-hood with heating halogen lamps.

### ACCESSORIO/ ACCESSORY:

Predisposizione per vaschette inox  
Gastronorm da 1/4 a 2/1, altezza 150 mm  
*Designed for steel Gastronorm trays  
from 1/4 to 2/1, 150 mm height*

### OPTIONAL:












































Carico e scarico automatico dell'acqua  
*Automatic water loading and discharge*



Prezzi vedi LISTINO a pagina 98-99  
See PRICE LIST on page 98-99











## SAMBA: Modelli REFRIGERATI / REFRIGERATED models

										
	°C	mm. (LxPxH)	Capacità vaschette/Basins capacity	Watt		H <sub>2</sub> O				Kg.
Samba 3 VT (GN)	+4/+10	1122x750x1154	GN 1/4-1/3-1/2-2/3-1/1-2/1 h. MAX 150 mm. - h. MIN 40 mm.	770		MAN	230v/1/50Hz		R404a	82
Samba 4 VT (GN)	+4/+10	1422x750x1154	GN 1/4-1/3-1/2-2/3-1/1-2/1 h. MAX 150 mm. - h. MIN 40 mm.	790		MAN	230v/1/50Hz		R404a	95
Samba 6 VT (GN)	+4/+10	2062x750x1154	GN 1/4-1/3-1/2-2/3-1/1-2/1 h. MAX 150 mm. - h. MIN 40 mm.	810		MAN	230v/1/50Hz		R404a	139
Samba 4 Rugiada	-1/0	1422x750x1154	-	750		MAN	230v/1/50Hz		R404a	95
Samba 6 Rugiada	-1/0	2062x750x1154	-	750		MAN	230v/1/50Hz		R404a	108
Samba 3	+4/+10	1122x750x1154	-	710		MAN	230v/1/50Hz		R404a	79
Samba 4	+4/+10	1422x750x1154	-	710		MAN	230v/1/50Hz		R404a	92
Samba 5	+4/+10	1772x750x1154	-	810		MAN	230v/1/50Hz		R404a	106
Samba 6	+4/+10	2062x750x1154	-	810		MAN	230v/1/50Hz		R404a	124
Samba 3 GN	+4/+10	1122x750x1154	GN 1/4-1/3-1/2-2/3-1/1-2/1 h. MAX 150 mm. - h. MIN 100 mm.	710		MAN	230v/1/50Hz		R404a	79
Samba 4 GN	+4/+10	1422x750x1154	GN 1/4-1/3-1/2-2/3-1/1-2/1 h. MAX 150 mm. - h. MIN 100 mm.	710		MAN	230v/1/50Hz		R404a	91
Samba 5 GN	+4/+10	1772x750x1154	GN 1/4-1/3-1/2-2/3-1/1-2/1 h. MAX 150 mm. - h. MIN 100 mm.	810		MAN	230v/1/50Hz		R404a	102
Samba 6 GN	+4/+10	2062x750x1154	GN 1/4-1/3-1/2-2/3-1/1-2/1 h. MAX 150 mm. - h. MIN 100 mm.	810		MAN	230v/1/50Hz		R404a	114
Samba 4 Brina	-1/0	1422x750x1154	-	720	-	-	230v/1/50Hz		R404a	84
Samba 6 Brina	-1/0	2062x750x1154	-	750	-	-	230v/1/50Hz		R404a	124
Samba 4 Bahia	-2/0	1422x750x1154	-	480		MAN	230v/1/50Hz		R404a	92
Samba 6 Bahia	-2/0	2062x750x1154	-	750		MAN	230v/1/50Hz		R404a	124

Dati di collaudo • Test details • Détails d'essai • Prüfungsergebnisse • Datos de ensayo • MAX = (30°C - % U.R. 55)

## SAMBA: Modelli RISCALDANTI / HEATING models

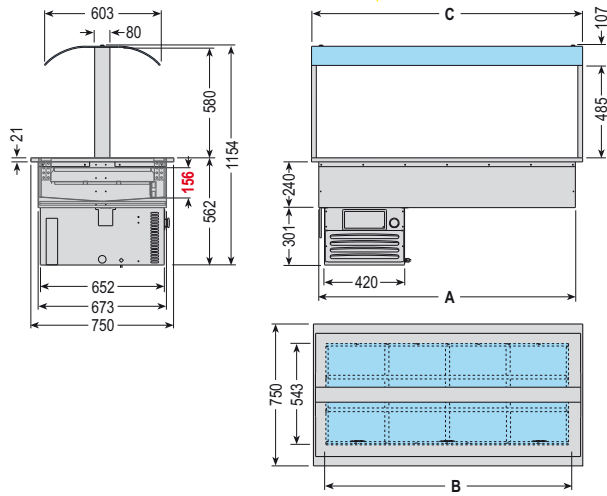
							
	°C	mm. (LxPxH)	Capacità vaschette/Basins capacity	Potenza totale Total power Puissance totale Gesamte leistung Potencia total	Potenza lampade riscaldanti Warming lamps power Puissance des lampes chauffantes Leistung heizungslampen Potencia de las lamparas calentadoras		Kg.
Samba 3 BM	+30/+90	1122x750x1004	GN 1/4-1/3-1/2-2/3-1/1-2/1 SOLO h. 150 mm. - ONLY h. 150 mm.	2350	600 (2x300)	230v/1/50Hz	54
Samba 4 BM	+30/+90	1422x750x1004	GN 1/4-1/3-1/2-2/3-1/1-2/1 SOLO h. 150 mm. - ONLY h. 150 mm.	3100	900 (3x300)	230v/1/50Hz	64
Samba 5 BM	+30/+90	1772x750x1004	GN 1/4-1/3-1/2-2/3-1/1-2/1 SOLO h. 150 mm. - ONLY h. 150 mm.	3900	900 (3x300)	400v/3/50Hz	72
Samba 6 BM	+30/+90	2062x750x1004	GN 1/4-1/3-1/2-2/3-1/1-2/1 SOLO h. 150 mm. - ONLY h. 150 mm.	3900	1200 (4x300)	400v/3/50Hz	84
Samba 4 GN Dry	+30/+70	1422x750x1004	GN 1/4-1/3-1/2-2/3-1/1-2/1 h. MAX 150 mm. - h. MIN 20 mm.	2700	900 (3x300)	230v/1/50Hz	64
Samba 6 GN Dry	+30/+70	2062x750x1004	GN 1/4-1/3-1/2-2/3-1/1-2/1 h. MAX 150 mm. - h. MIN 20 mm.	3550	1200 (4x300)	400v/3/50Hz	84
Samba 4 Hot	+30/+120	1422x750x1004	GN 1/4-1/3-1/2-2/3-1/1-2/1 h. MAX 65 mm. - h. MIN 20 mm.	2300	900 (3x300)	230v/1/50Hz	55
Samba 6 Hot	+30/+120	2062x750x1004	GN 1/4-1/3-1/2-2/3-1/1-2/1 h. MAX 65 mm. - h. MIN 20 mm.	3200	1200 (4x300)	230v/1/50Hz	72

Prezzi vedi LISTINO a pagina 97-99  
See PRICE LIST on page 97-99

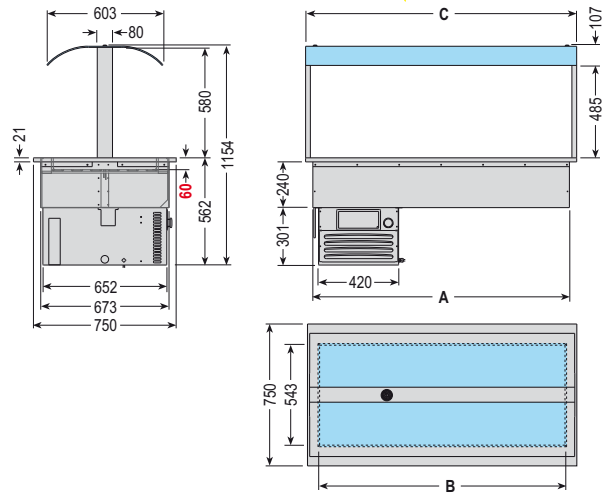


# SAMBA

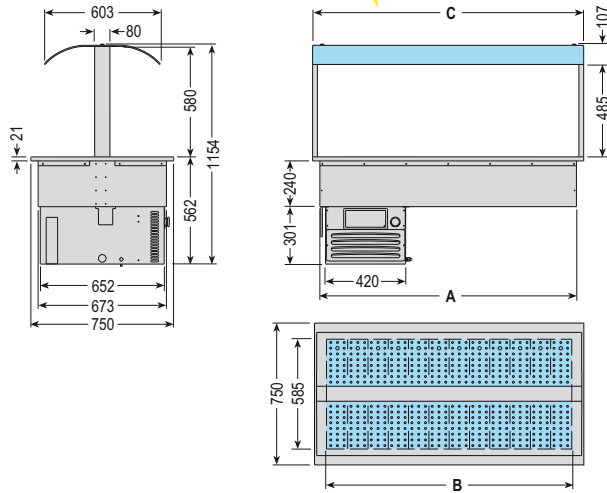
SAMBA VT (GN) 3/4/6 **NEW**



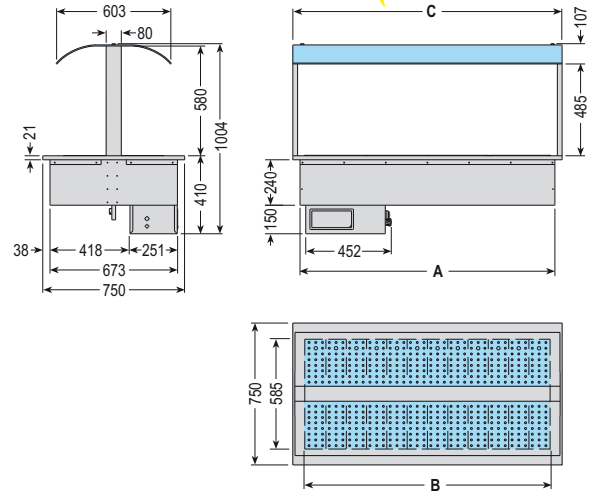
SAMBA 4/6 RUGIADA **NEW**



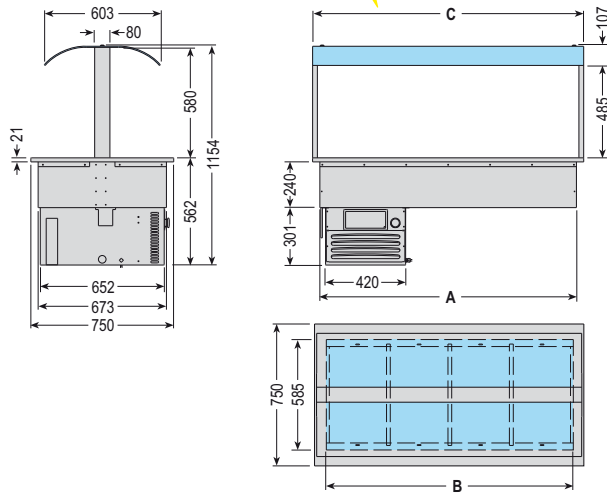
SAMBA 3/4/5/6 **NEW**



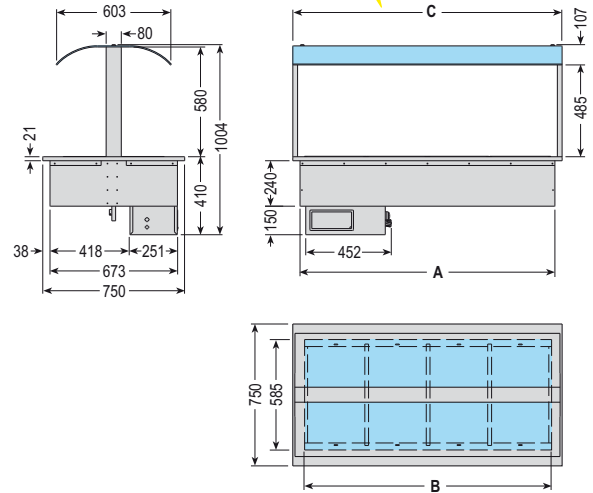
SAMBA 3/4/5/6 SG **NEW**



SAMBA 3/4/5/6 GN **NEW**

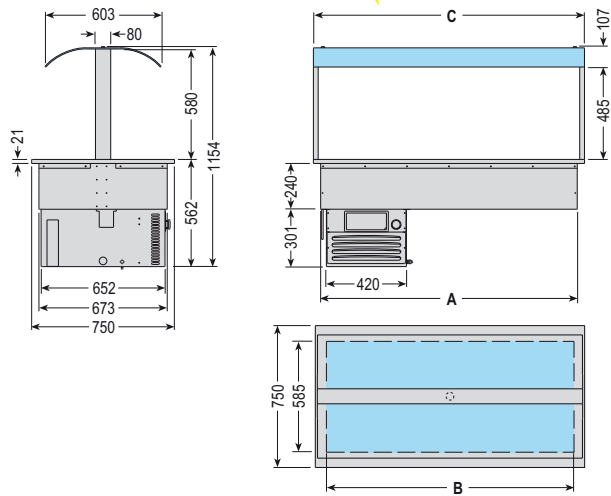


SAMBA 3/4/5/6 GN SG **NEW**

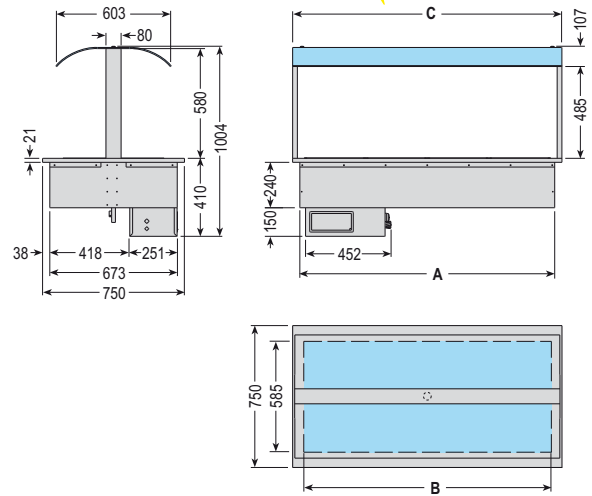




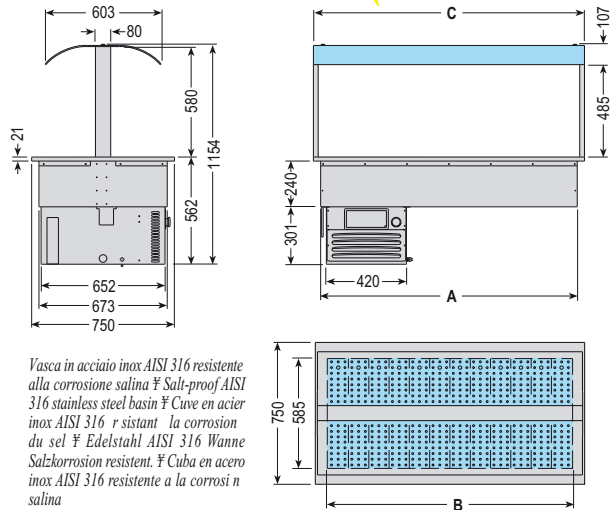
**SAMBA 4/6 BRINA**



**SAMBA 4/6 BRINA SG**

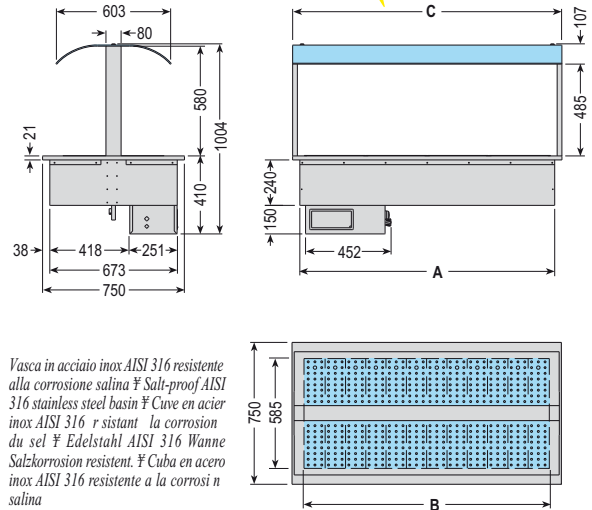


**SAMBA 4/6 BAHIA**



Vasca in acciaio inox AISI 316 resistente alla corrosione salina ☞ Salt-proof AISI 316 stainless steel basin ☞ Cuve en acier inox AISI 316 r sistant la corrosion du sel ☞ Edelstahl AISI 316 Wanne Salzkorrosion resistent. ☞ Cuba en acero inox AISI 316 resistente a la corrosi n salina

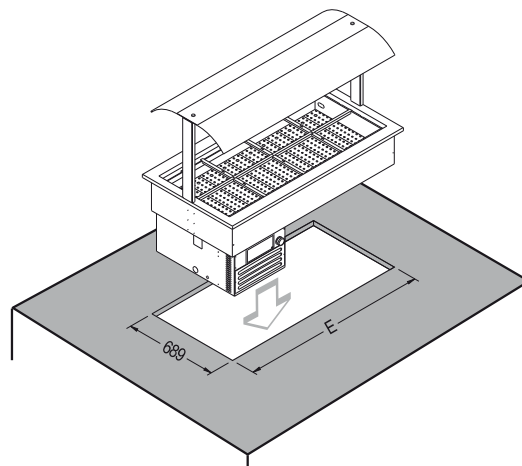
**SAMBA 4/6 BAHIA SG**



Vasca in acciaio inox AISI 316 resistente alla corrosione salina ☞ Salt-proof AISI 316 stainless steel basin ☞ Cuve en acier inox AISI 316 r sistant la corrosion du sel ☞ Edelstahl AISI 316 Wanne Salzkorrosion resistent. ☞ Cuba en acero inox AISI 316 resistente a la corrosi n salina

	A	B	C
3	1046	982	1122
4	1346	1307	1422
5	1696	1632	1772
6	1986	1957	2062

**Misure per incasso**

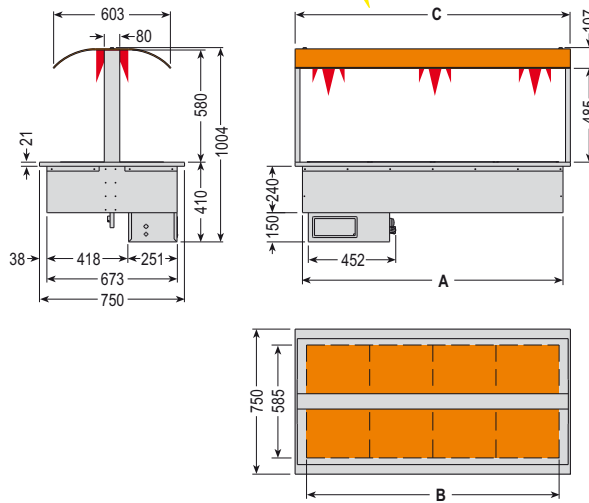


	E
3	1062
4	1362
5	1712
6	2002

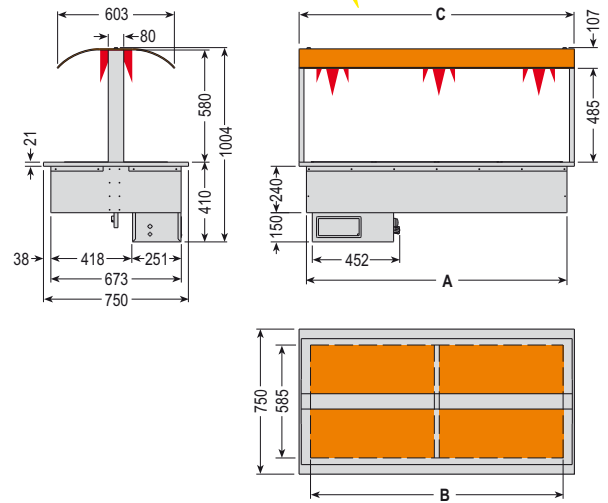


# SAMBA

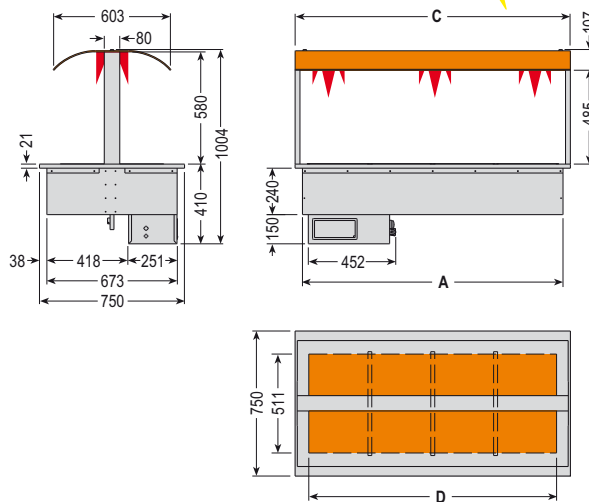
## SAMBA 4/6 GN DRY ★ NEW



## SAMBA 4/6 HOT ★ NEW

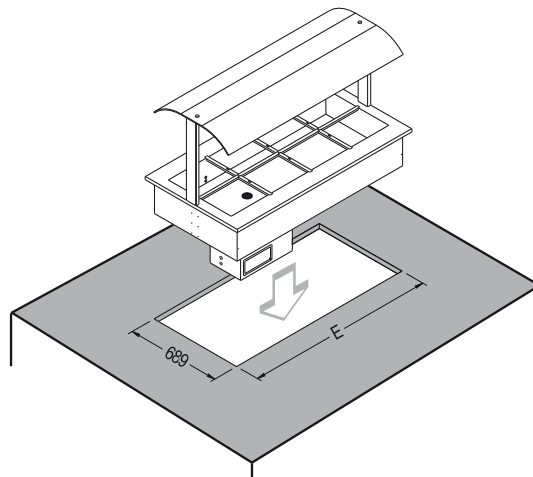


## SAMBA 3/4/5/6 BAIN-MARIE ★ NEW



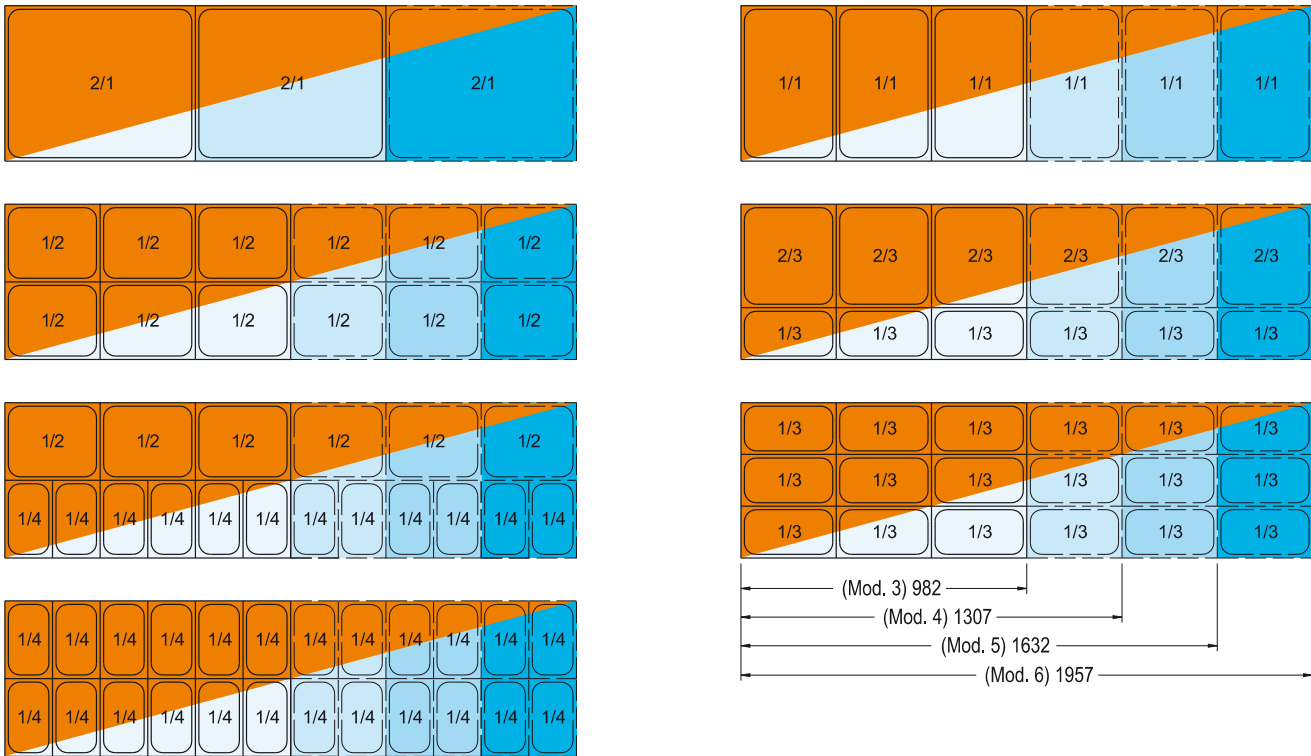
	A	B	C	D
3	1046	982	1122	957
4	1346	1307	1422	1281
5	1696	1632	1772	1607
6	1986	1957	2062	1931

## Misure per incasso



	E
3	1062
4	1362
5	1712
6	2002

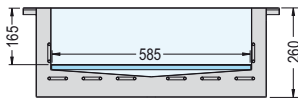
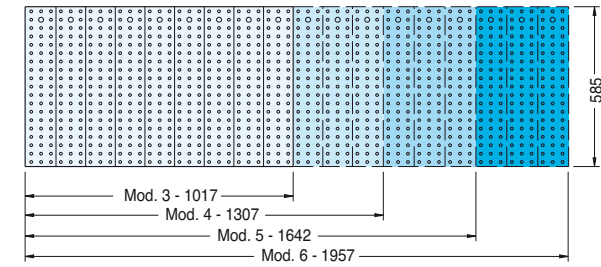
• LE BACINELLE GN SONO FORNITE A RICHIESTA • GN BASINS ARE AVAILABLE ON REQUEST • LES BACS GN SONT FOURNIS SUR DEMANDE  
 • DIE GN SCHALEN WERDEN AUF WUNSCH GELIEFERT • LAS CUBETAS GN SE ENTREGAN BAJO DEMANDA



• PIANI INOX PER PASTICCERIA O PIATTI PRONTI • STAINLESS STEEL TRAYS FOR PASTRY OR READY-TO-SERVE MEALS • PLATEAUX INOX POUR PÂTISSERIE ET PLATS TOUS PRÊTS • TABLETT AUS NIROSTAHL FÜR KONDIATOREIWAREN ODER FERTIGESPEISEN • SUPERFICIE DE ACERO INOXIDABLE PARA PASTERÍA O PLATOS PREPARADOS

**DI SERIE/STANDARD:**

**VASCHE STATICHE:**  
**SAMBA 3-4-5-6**  
**SAMBA SG 3-4-5-6**

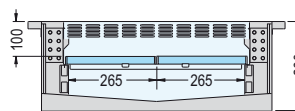
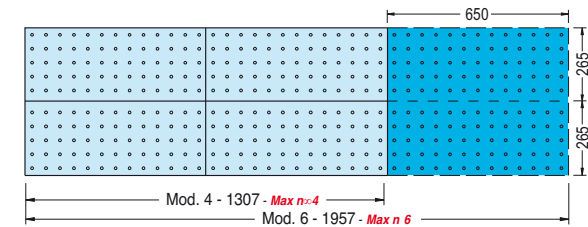
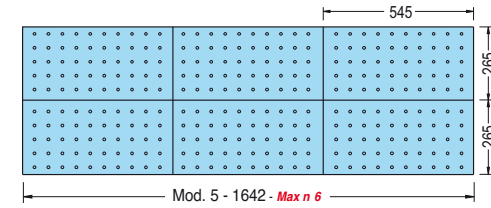
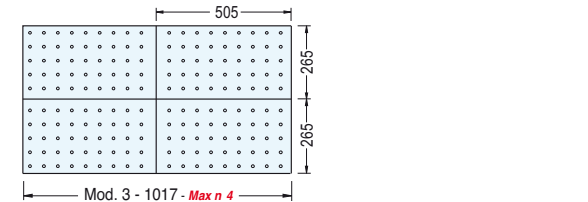


- ALTEZZA VASCA = 165 mm
- HEIGHT OF THE BASIN = 165 mm
- HAUTEUR DU BAC = 165 mm
- HÖHE DER WANNE = 165 mm
- ALTURA DA LA CUBA = 165 mm



**ACCESSORIO/ACCESSORY:** (fornito a richiesta)/(supplied on request)

**VASCHE VENTILATE:**  
**SAMBA VT (GN) 3-4-5-6**



- ALTEZZA VASCA = 100 mm
- HEIGHT OF THE BASIN = 100 mm
- HAUTEUR DU BAC = 100 mm
- HÖHE DER WANNE = 100 mm
- ALTURA DA LA CUBA = 100 mm



TANGO: BASE CARRELLO + VASCA DROP-IN A SCELTA!  
 CART BASE + DROP-IN WELLS OF YOUR CHOICE!

**ESEMPIO/EXAMPLE:**

Carrello + Sinfonia 4 GN  
 Cart base + Sinfonia 4 GN



Montanti inox con  
 rifinitura Scotch-Brite  
*Stainless steel uprights with  
 Scotch Brite finishing*



Acciaio inox  
*Stainless steel*

**ACCESSORIO/ACCESSORY:**

Kit portapiatti  
*Plates holder kit*



Prezzi vedi LISTINO a pagina 101-102  
 See PRICE LIST on page 101-102

Lampade riscaldanti a raggi infrarossi  
Warming infra-red rays lamps

**ESEMPIO/EXAMPLE:**  
Carrello + Sinfonia 4 BM  
Cart base + Sinfonia 4 BM



Acciaio printato  
colore wengè  
Steel with decoration  
wengè color



**OPTIONAL:**  
Ripiano intermedio  
Middle shelf



Colori standard  
Standard colors

Colori optional  
Optional colors



COD. 08



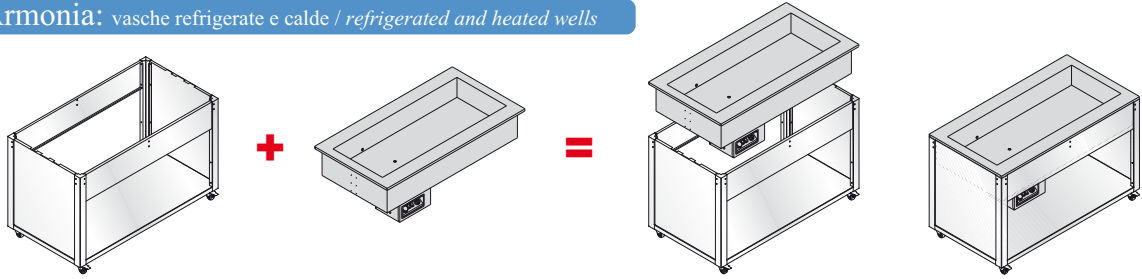
COD. 92

**ESEMPIO/EXAMPLE:**  
Carrello + Melodia 4 BM  
Cart base + Melodia 4 BM

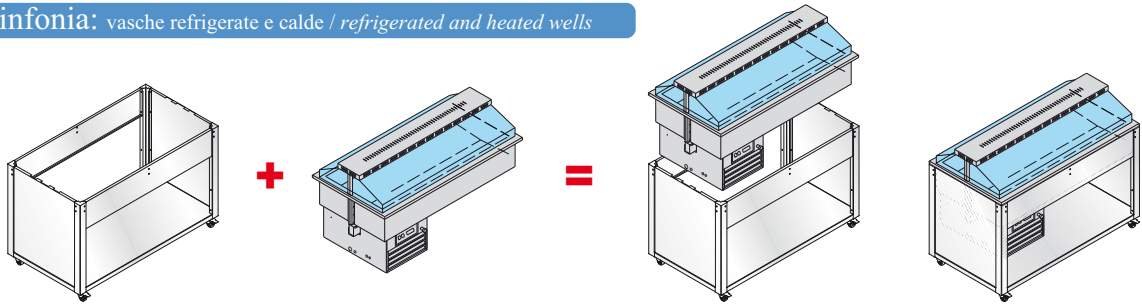


## TANGO *esempi / examples:*

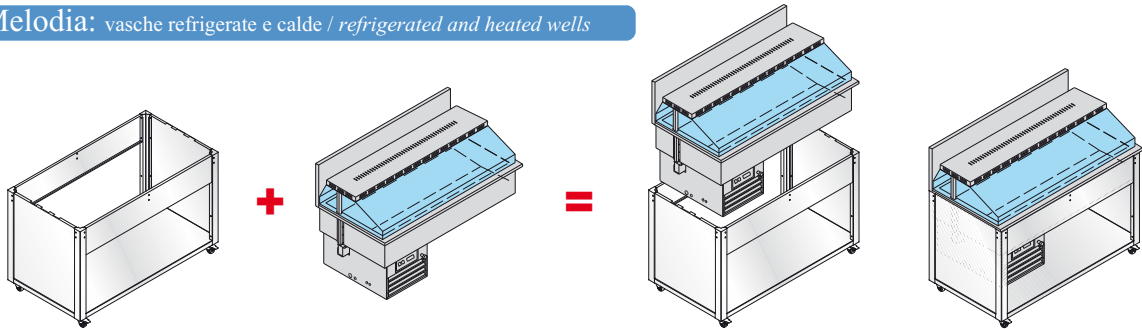
**Armonia:** vasche refrigerate e calde / *refrigerated and heated wells*



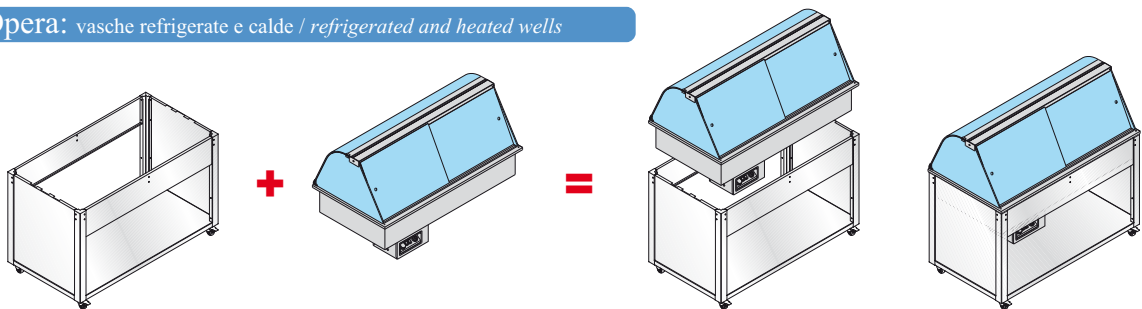
**Sinfonia:** vasche refrigerate e calde / *refrigerated and heated wells*



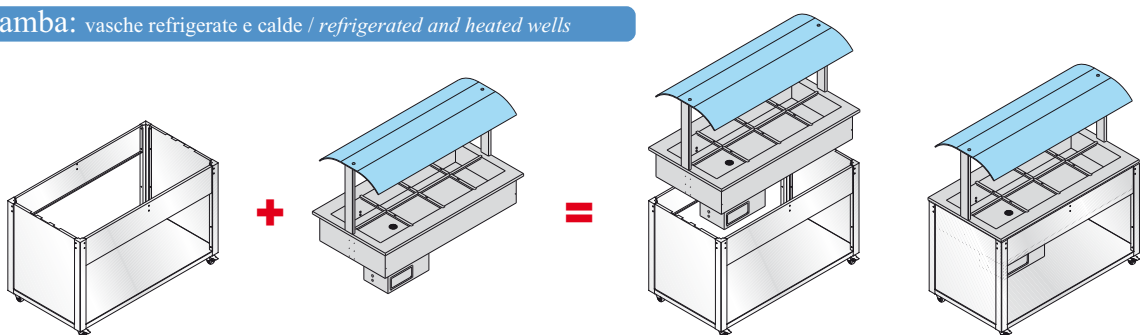
**Melodia:** vasche refrigerate e calde / *refrigerated and heated wells*



**Opera:** vasche refrigerate e calde / *refrigerated and heated wells*

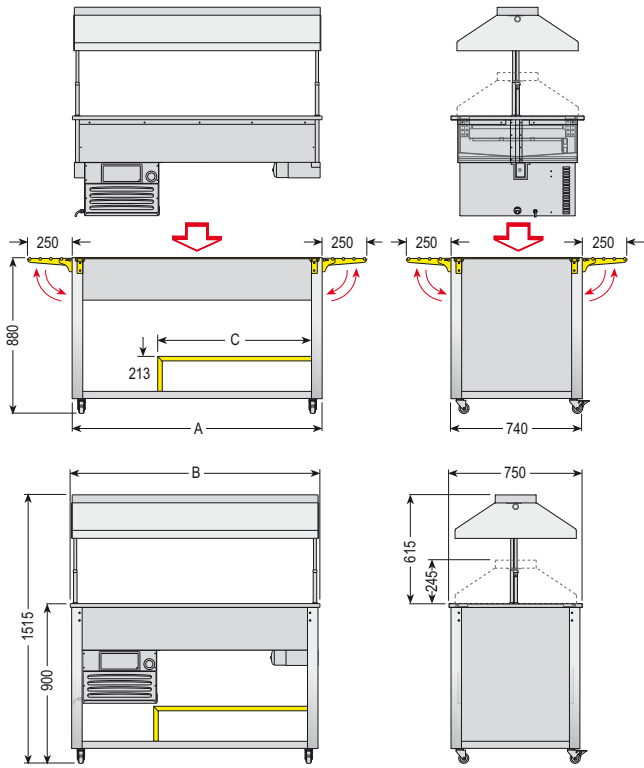


**Samba:** vasche refrigerate e calde / *refrigerated and heated wells*

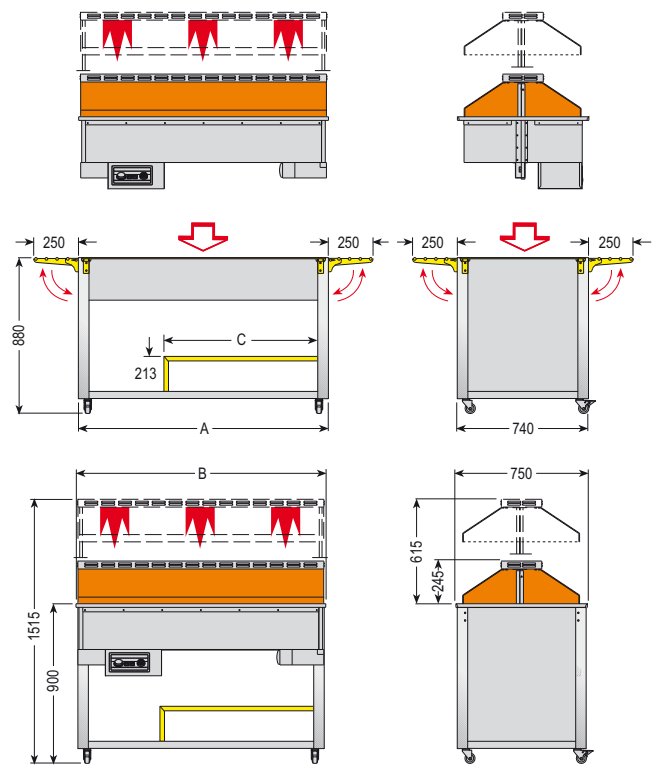


# TANGO *esempi / examples:*

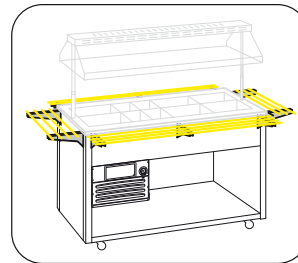
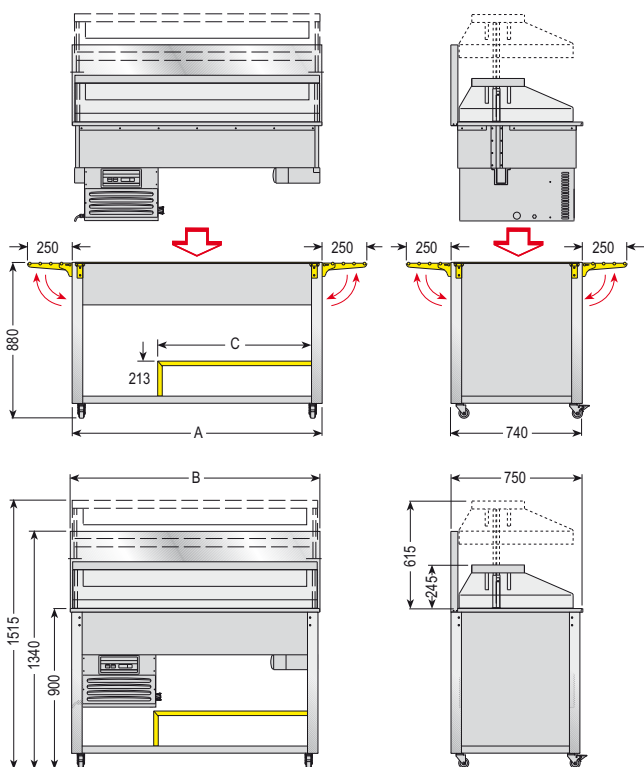
## CARRELLO + SINFONIA GN



## CARRELLO + SINFONIA BM

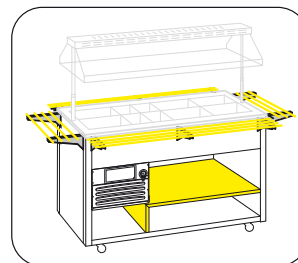


## CARRELLO + MELODIA



### ACCESSORI / ACCESSORIES:

- Kit portapiatti
- Plates holder kit
- Kit porte-assiettes
- Kit Tabletterutschen
- Kit porta-platos



### OPTIONAL:

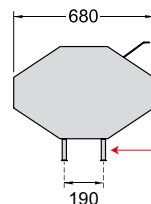
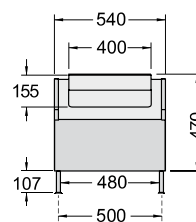
- Ripiano intermedio inox
- Stainless middle shelf
- Étagère intérieure inox
- Edelstahl inneres Regal
- Estante interno de acero

	A	B	C
TANGO 4	1410 mm.	1422 mm.	884 mm.
TANGO 6	2050 mm.	2062 mm.	1524 mm.


## DROP DISPENCER



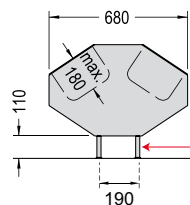
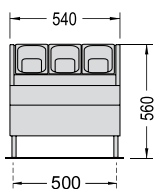
## DROP DISPENCER



Tubo Ø mm. 20  
Pipe Ø mm. 20  
Tuyau Ø mm. 20  
Rohr Ø mm. 20  
Caño Ø mm. 20




## DROP CREDENZA




Tubo Ø mm. 20 / Pipe Ø mm. 20  
Tuyau Ø mm. 20 / Rohr Ø mm. 20 / Caño Ø mm. 20

1/4

- LE VASCHETTE GN SONO FORNITE A RICHIESTA
- GN BASINS ARE AVAILABLE ON REQUEST
- LES BACS GN SONT FOURNIS SUR DEMANDE
- DIE GN SCHALEN WERDEN AUF WUNSCH GELIEFERT
- LAS CUBETAS GN SE ENTREGAN BAJO DEMANDA



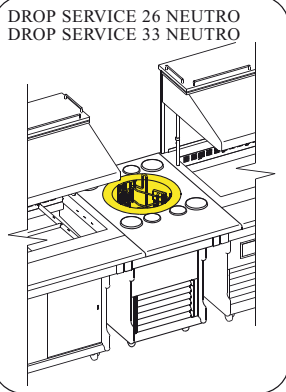
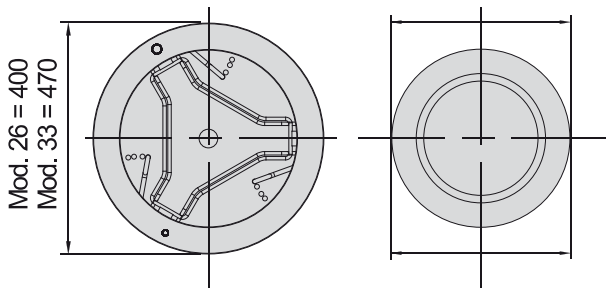
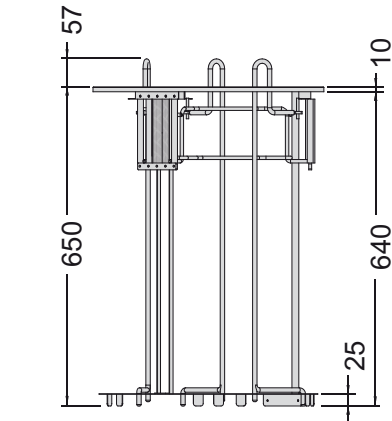
## DROP CREDENZA



Prezzi vedi LISTINO a pagina 104  
See PRICE LIST on page 104



**DROP SERVICE 26 NEUTRO  
DROP SERVICE 33 NEUTRO**



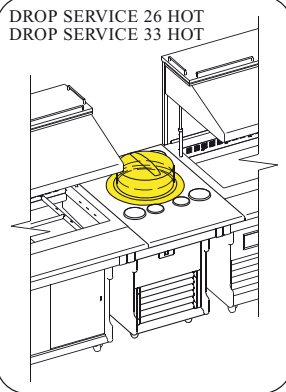
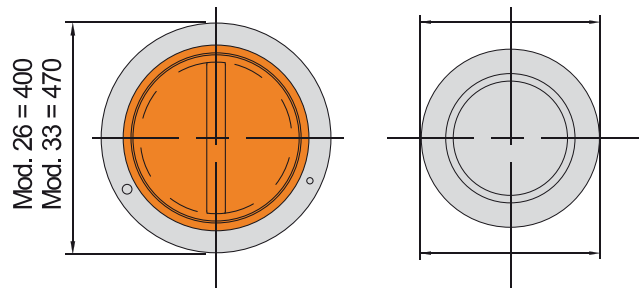
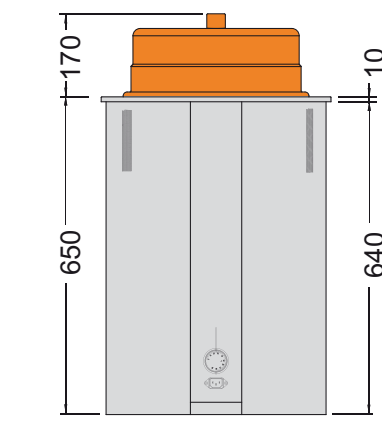
Diametro dei piatti  
Plates diameter  
Diamètre des plats  
Durchmesser den Teller  
Diámetro de los platos

Mod. 26 = Ø  
190 / 215  
235 / 260

Mod. 33 = Ø  
270 / 280 / 300  
320 / 330

PESO, WEIGHT, POIDS, GEWICHT, PESO: SERVICE 26, Kg 6 - SERVICE 33, Kg 7

**DROP SERVICE 26 HOT  
DROP SERVICE 33 HOT**



Diametro dei piatti  
Plates diameter  
Diamètre des plats  
Durchmesser den Teller  
Diámetro de los platos

Mod. 26 = Ø  
190 / 215  
235 / 260

Mod. 33 = Ø  
270 / 280 / 300  
320 / 330

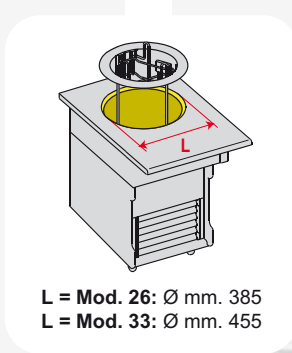
PESO, WEIGHT, POIDS, GEWICHT, PESO: SERVICE 26, Kg 16 - SERVICE 33, Kg 17

**DROP SERVICE 26 NEUTRO  
DROP SERVICE 33 NEUTRO**



NEUTRO: Distributore di piatti neutro • Neutral dispenser for plates • Distributeur neutre pour plats • Neutraler Teller Verteiler • Distribuidor de platos neutro

**DROP SERVICE 26 HOT  
DROP SERVICE 33 HOT**



L = Mod. 26: Ø mm. 385  
L = Mod. 33: Ø mm. 455

HOT: Distributore di piatti riscaldati  
Dispenser for heated plates  
Distributeur pour plats chauffés  
Wärmer Teller Verteiler  
Distribuidor de platos calientes



Cod. 06

Cod. 05


 Cod. 04

Cod. 07



Legno grezzo non trattato (da verniciare)  
 Untreated raw wood (to be painted)  
 Bois brut non traité (être peint)  
 Unbehandeltes Rohholz (aus Lack)  
 Madera cruda no tratados (Para ser pintados)



Legno grezzo trattato  
 Treated raw wood  
 Bois brut traité  
 Behandeltes Rohholz  
 Madera cruda tratada

Cod. 04

Cod. 05

Cod. 07

RAL

Cod. 70

 Di serie / Standard / Standards / Standardfarben / Estándard

 Optional / Optional / Optionnel / Extra / Extras

# RISTORAZIONE & GASTRONOMIA

Catering & Gastronomy



## Allestimenti di serie / Fittings series / Raccords série / Ausstattung-Serie / Accesorios de serie:

- 1** • Piano di lavoro inox per prodotti a temperatura ambiente  
 • Stainless steel working surface for products at room temperature  
 • Plan de travail en acier inoxydable pour produits à la température ambiante  
 • Arbeitsfläche Edelstahl für produkte bei Raumtemperatur  
 • Plano de trabajo de acero inoxidable para productos a temperatura ambiente

- 2** • Vasca con bacinelle GN per prodotti a temperatura ambiente  
 • Tank with GN trays for products room temperature  
 • Cuve avec cuvettes GN pour produits à la température ambiante  
 • Behälter mit GN-Einsätzen für produkte bei Raumtemperatur  
 • Cuba con cubetas GN para productos a temperatura ambiente

- Le vaschette sono fornite a richiesta  
 • Basins are available on request  
 • Les bacs sont fournis sur demande  
 • Die Schalen werden auf Wunsch geliefert  
 • Las cubetas se entregan bajo demanda

- 3** • Vasca per pesce da riempire manualmente con ghiaccio  
 • Fish tank to be filled manually with ice  
 • Cuve pour poissons: à remplir manuellement avec glace  
 • Fischbehälter: von Hand mit eis Auffüllen  
 • Cuba para pescado: llenar manualmente con hielo



**3 in 1**

TRIPLO (AMBIENT)

Vasca in acciaio inox AISI 316 resistente alla corrosione salina • Salt-proof AISI 316 stainless steel basin • Cuve en acier inox AISI 316 résistante à la corrosion du sel • Edelstahl AISI 316 Wanne Salzkorrosion resistant. • Cuba en acero inox AISI 316 resistente a la corrosión salina

Colori standard  
Standard colors



Colori optional  
Optional colors



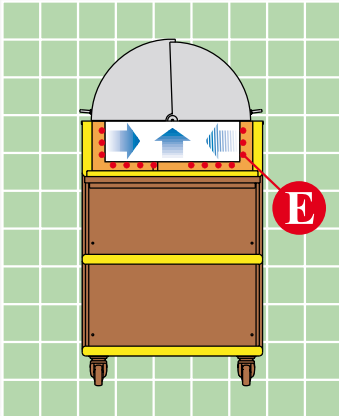
COD. 04 COD. 05 COD. 07

RAL COD. 70

	Uscita acqua Water outlet Sortie eau Wasseraustritt Salida agua	mm. mm. (LxPxH)	 <b>h. max. 100 mm.</b>	Kg.		
Triplo (Ambient)	Ø mm 14	1173x640x1110	GN 1/1 - 2/3 - 1/2 - 1/3	61	-	-



Prezzi vedi LISTINO a pagina 106  
See PRICE LIST on page 106



**E**

- EVAPORATORE ANNEGATO NEL POLIURETANO DELLA VASCA
- EVAPORATOR SET IN THE POLYURETHAN OF THE TANK
- EVAPORATEUR INSÉRÉ DANS LE POLYURÉTHANE DU BAC
- VERDAMPFER IM POLYURETHAN DES BECKENS EINGESETZT
- EVAPORADOR ENCASTRADO EN EL POLIURETANO DE LA CUBA

**E**

## CARRETTINO FISH



Vasca in acciaio inox AISI 316 resistente alla corrosione salina • Salt-proof AISI 316 stainless steel basin • Cuve en acier inox AISI 316 résistant à la corrosion du sel • Edelstahl AISI 316 Wanne Salzkorrosion resistent. • Cuba en acero inox AISI 316 resistente a la corrosión salina

Colori standard  
Standard colors



Colori optional  
Optional colors



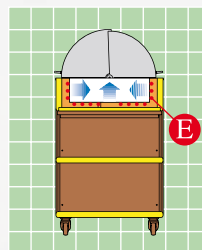
						Piano refrigerato Refrigerated plate Tablette réfrigérée Gekühlte fläche Estante refrigerado	Uscita acqua Water outlet Sortie eau Wasseraustritt Salida agua					
	°C	mm. (LxPxH)	Watt			mm. 780x410 h. 135	Ø mm 14	230v/1/50Hz	R404a	Kg.	-	-
<b>Carrettino Fish</b>		-1/0	1008x555x1066	300						64		

Dati di collaudo • Test details • Détails d'essai • Prüfungsergebnisse • Datos de ensayo • MAX = (30°C - % U.R. 55)

Prezzi vedi LISTINO a pagina 106  
See PRICE LIST on page 106



## MURENA

**E**

- EVAPORATORE ANNEGATO NEL POLIURETANO DELLA VASCA
- EVAPORATOR SET IN THE POLYURETHAN OF THE TANK
- EVAPORATEUR INSÉRÉ DANS LE POLYURÉTHANE DU BAC
- VERDAMPFER IM POLYURETHAN DES BECKENS EINGESETZT
- EVAPORADOR ENCASTRADO EN EL POLIURETANO DE LA CUBA



Vasca in acciaio inox AISI 316 resistente alla corrosione salina • Salt-proof AISI 316 stainless steel basin • Cuve en acier inox AISI 316 résistant à la corrosion du sel • Edelstahl AISI 316 Wanne Salzkorrosion resistant. • Cuba en acero inox AISI 316 resistente a la corrosión salina

Colori standard  
Standard colors



Colori optional  
Optional colors



COD. 04 COD. 05 COD. 07

RAL COD. 70

Murena	-1/+2 °C	1170x640x1110 mm. (LxPxH)	290 Watt	DEFROST	Piano refrigerato Refrigerated plate Tablette réfrigérée Gekühlte Fläche Estante refrigerado	230v/1/50Hz	R134a	74 Kg.	

Dati di collaudo • Test details • Détails d'essai • Prüfungsergebnisse • Datos de ensayo • MAX = (30°C - % U.R. 55)



Prezzi vedi LISTINO a pagina 106  
See PRICE LIST on page 106

VINETROLLEY 1TV-2TV

°C AMBIENT

Piano d'appoggio antiscivolo  
Nonslip support top  
Paillasse antidérapant  
Rutschfeste Auflagefläche  
Tablero de apoyo antideslizante



Colori standard Standard colors			Colori optional Optional colors	
COD. 04	COD. 05	COD. 07	RAL	COD. 70

Vinetrolley 1TV-2TV	°C	mm. (LxPxH)	Watt	DEFROST		230v/1/50Hz	R404a	Kg.	-	-
	+5/+18 +8/+16	1042x500x842	276	AUTA				60		

Dati di collaudo • Test details • Détails d'essai • Prüfungsergebnisse • Datos de ensayo • MAX = (30°C - % U.R. 55)

Prezzi vedi LISTINO a pagina 106  
See PRICE LIST on page 106



CARRETTINO 10



Possibile variante di utilizzo con l'accessorio del piano inox pasticceria o piatti pronti

- Eventual variant by using the accessory inox top for pastry or ready to serve dish
- Possible variante d'utilisation avec l'accessoire du plateau inox pour pâtisserie ou pour plats cuisinés
- Eventuelle Aenderung der Benutzung mit dem Zubehör von Inox Top für Konditorei oder fertige Speisen
- Posible variante de empleo con el accesorio del plano inoxidable pastería o platos listos.

Colori standard  
Standard colors



Colori optional  
Optional colors



		°C	mm. (LxPxH)	<b>h. max. 100 mm.</b>	Watt	DEFROST				Kg.		
Carrettino 10		+4/+10	1008x555x1066	Gastronorm 1/6 - 1/3	400			230v/1/50Hz	R404a	64	-	-

Dati di collaudo • Test details • Détails d'essai • Prüfungsergebnisse • Datos de ensayo • MAX = (30°C - % U.R. 55)



Prezzi vedi LISTINO a pagina 106  
See PRICE LIST on page 106



CARRELLINO 3



Possibile variante di utilizzo con l'accessorio del piano inox pasticceria o piatti pronti

- Eventual variant by using the accessory inox top for pastry or ready to serve dish
- Possible variante d'utilisation avec l'accessoire du plateau inox pour pâtisserie ou pour plats cuisinés
- Eventuelle Aenderung der Benutzung mit dem Zubehör von Inox Top für Konditorei oder fertige Speisen
- Posible variante de empleo con el accesorio del plano inoxidable pastería o platos listos.

<b>Colori standard</b> <i>Standard colors</i>			<b>Colori optional</b> <i>Optional colors</i>	
COD. 04	COD. 05	COD. 07	RAL	COD. 70

Carrellino 3		+4/+10 °C	mm. (LxPxH) 1170x675x1110	h. max. 100 mm. Gastronorm 1/1-2/3-1/2-1/3	290 Watt			230v/1/50Hz	R134a	79 Kg.	-	-

Dati di collaudo • Test details • Détails d'essai • Prüfungsergebnisse • Datos de ensayo • MAX = (30°C - % U.R. 55)

Prezzi vedi LISTINO a pagina 106  
See PRICE LIST on page 106



## CARRETTINO 250

- Vano areato
- Ventilated compartment
- Logement aéré
- Belüfteter Raum
- Alojamiento ventilado



+4° C

Colori standard  
Standard colors

COD. 04 COD. 05 COD. 07

Colori optional  
Optional colors

RAL COD. 70

	°C	mm. (LxPxH)	Li.	<b>DI SERIE</b>	Watt	% U.R.	DEFROST				Kg.		
Carrettino 250	+4/+10	1339x560x1078	240	n° 2 mm. 700x380	500	60-70		230v/1/50Hz		R404a	93	-	di serie

Dati di collaudo • Test details • Détails d'essai • Prüfungsergebnisse • Datos de ensayo • MAX = (30°C - % U.R. 55)

Prezzi vedi LISTINO a pagina 106  
See PRICE LIST on page 106

CARRETTINO 250 2P



AMBIENT

- Vano areato
- Ventilated compartment
- Logement aéré
- Belüfteter Raum
- Alojamiento ventilado



+4° C



Colori standard  
Standard colors



Colori optional  
Optional colors



<b>Carrettino 250 2P</b>	°C	mm. (LxPxH)	Lt.	<b>DI SERIE</b>	Watt	% U.R.	DEFROST	H <sub>2</sub> O	230v/1/50Hz	R404a	Kg.	93	-	di serie
	+4/+10	1339x584x1418	240	n° 2 mm. 700x380	500	60-70		AUT						

Dati di collaudo • Test details • Détails d'essai • Prüfungsergebnisse • Datos de ensayo • MAX = (30°C - % U.R. 55)

Prezzi vedi LISTINO a pagina 106  
See PRICE LIST on page 106



## CARRELLINO GELATO

NEW

Isolamento ottimizzato per servizi al tavolo  
 Insulation optimized for table service

Accesso da ambo i lati  
 Easy access from both sides

Telaio in pregiato  
 legno massello  
 Frame made of  
 precious solid wood

Colori standard  
 Standard colors



COD. 04 COD. 05 COD. 07

Colori optional  
 Optional colors



RAL COD. 70

## DI SERIE/STANDARD:

Splitter anticondensa in PMMA  
 Anti-condensation PMMA splitter



°C



mm. (LxPxH)



Kg.



Watt



DEFROST

H<sub>2</sub>O

230v/1/50Hz



R404a



89



-



-

ACCESSORI/ACCESSORIES  
 h. max. 120/150 mm.

HOT

AUT

230v/1/50Hz

R404a

89

-

-

Dati di collaudo • Test details • Détails d'essai • Prüfungsergebnisse • Datos de ensayo • MAX = (25°C - % U.R. 60)

Prezzi vedi LISTINO a pagina 106  
 See PRICE LIST on page 106

CARRELLINO GELATO P **NEW**



Vetro a specchio posteriore  
Mirror back glass

**DI SERIE/  
STANDARD:**  
Splitter anticondensa in PMMA  
Anti-condensation  
PMMA splitter

Telaio in pregiato  
legno massello  
Frame made of  
precious solid wood



Colori standard Standard colors			Colori optional Optional colors	
COD. 04	COD. 05	COD. 07	RAL	COD. 70

- ESPOSITORE DA PARETE PER GELATO
- WALL DISPLAY CABINET FOR ICE-CREAM
- PRÉSENTOIR MURAL POUR LA CRÈME GLACÉE
- WAND-DISPLAY FÜR EIS
- EXPOSITOR DE MURO PARA EL HELADO



	°C	mm. (LxPxH)	<b>ACCESSORI/ACCESSORIES</b> h. max. 120/150 mm.	Watt	DEFROST	H <sub>2</sub> O			Kg.	
<b>NEW</b> Carrellino Gelato P	-12/-14	937x575x1115	Lt. 5/7	350		AUT	230v/1/50Hz		R404a	84

Dati di collaudo • Test details • Détails d'essai • Prüfungsergebnisse • Datos de ensayo • MAX = (25°C - % U.R. 60)

Prezzi vedi LISTINO a pagina 106  
See PRICE LIST on page 106



ISOLA 6 M



KIT (Accessori / Accessories)

**ACCESSORI/ACCESSORIES:**

- PORTE SCORREVOLI IN VETRO FUMÉ
- *SMOKY GLASS SLIDING DOORS*
- PORTES COULISSANTES EN VERRE FUMÉ
- *GLASS FUMÉ SCHIEBETÜREN*
- PUERTAS CORREDIZAS DE VIDRIO FUMÉ

		°C	mm. (LxPxH)	h. MAX. 150 mm. h. MIN. 100 mm.	Watt	DEFROST				Kg.		
Isola 4 M		+4/+10	1417x750x1528	Gastronorm 1/4 - 1/3 - 1/2 2/3 - 1/1 - 2/1	720		230v/1/50Hz		R404a	137	-	Di serie
Isola 6 M		+4/+10	2060x750x1528	Gastronorm 1/4 - 1/3 - 1/2 2/3 - 1/1 - 2/1	810		230v/1/50Hz		R404a	165	-	Di serie

Dati di collaudo • Test details • Détails d'essai • Prüfungsergebnisse • Datos de ensayo • MAX = (30°C - % U.R. 55)



Prezzi vedi LISTINO a pagina 107  
See PRICE LIST on page 107

ISOLA 4 M



<p>Colori standard Standard colors</p>			<p>Colori optional Optional colors</p>	
COD. 04	COD. 05	COD. 07	RAL	COD. 70



ISOLA 8 M



Colori standard  
Standard colors



COD. 04 COD. 05 COD. 07

Colori optional  
Optional colors



RAL COD. 70

		 °C	 mm. (LxPxH)	 h. MAX. 150 mm. h. MIN. 100 mm.	 Watt	 DEFROST				 Kg.		
Isola 8 M		+4/+10	2720x750x1528	Gastronom 1/4 - 1/3 - 1/2 2/3 - 1/1 - 2/1	820	 DEFROST	230v/1/50Hz		R134a	240	-	Di serie

Dati di collaudo • Test details • Détails d'essai • Prüfungsergebnisse • Datos de ensayo • MAX = (30°C - % U.R. 55)



Prezzi vedi LISTINO a pagina 107  
See PRICE LIST on page 107







		°C	mm. (LxPxH)	h. MAX. 150 mm. h. MIN. 100 mm.	Watt	DEFOST			R404a	Kg.		Di serie
Isola 4 SS		+4/+10	1420x750x1473	Gastronom 1/4 - 1/3 - 1/2 2/3 - 1/1 - 2/1	490		230v/1/50Hz		R404a	99	-	Di serie
Isola 6 SS		+4/+10	2060x750x1473	Gastronom 1/4 - 1/3 - 1/2 2/3 - 1/1 - 2/1	550		230v/1/50Hz		R404a	133	-	Di serie

Dati di collaudo • Test details • Détails d'essai • Prüfungsergebnisse • Datos de ensayo • MAX = (30°C - % U.R. 55)



Prezzi vedi LISTINO a pagina 107  
See PRICE LIST on page 107

ISOLA 4 SS



<p>Colori standard Standard colors</p>			<p>Colori optional Optional colors</p>	
COD. 04	COD. 05	COD. 07	RAL	COD. 70

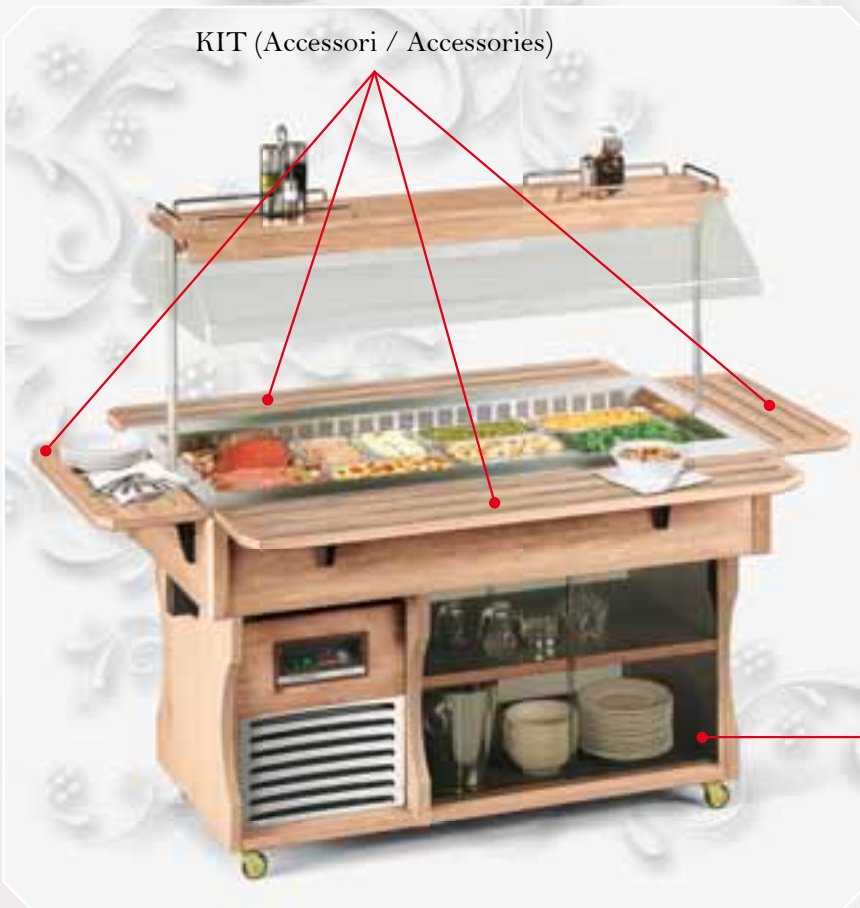


## ISOLA 4 M VT



Doppia ventilazione:  
passaggio aria fredda,  
sopra e sotto le bacinelle  
*Double ventilation:  
refrigerated air passage,  
over and under food pans*

## KIT (Accessori / Accessories)



## ACCESSORI/ACCESSORIES:

- PORTE SCORREVOLI IN VETRO FUMÉ
- SMOKY GLASS SLIDING DOORS
- PORTES COULISSANTES EN VERRE FUMÉ
- GLASS FUMÉ SCHIEBETÜREN
- PUERTAS CORREDIZAS DE VIDRIO FUMÉ

		°C	mm. (LxPxH)	h. MAX. 150 mm. h. MIN. 65 mm.	Watt	DEFROST				Kg.		
Isola 4 M VT		+4/+10	1420x750x1530	Gastronorm 1/4 - 1/3 - 1/2 2/3 - 1/1 - 2/1	720		230v/1/50Hz		R404a	140	-	Di serie
Isola 6 M VT		+4/+10	2060x750x1530	Gastronorm 1/4 - 1/3 - 1/2 2/3 - 1/1 - 2/1	810		230v/1/50Hz		R404a	170	-	Di serie

Dati di collaudo • Test details • Détails d'essai • Prüfungsergebnisse • Datos de ensayo • MAX = (30°C - % U.R. 55)



Prezzi vedi LISTINO a pagina 107  
See PRICE LIST on page 107



Colori standard Standard colors			Colori optional Optional colors	
COD. 04	COD. 05	COD. 07	RAL	COD. 70



## ISOLA 8 VT INOX



Vasca e struttura esterna  
in acciaio inox AISI 304  
*Tank and external structure  
in AISI 304 stainless steel*



**ACCESSORI:**  
Mensole portapiatti snodabili  
**ACCESSORIES:**  
Tipping plate-holder shelves



Colori standard  
*Standard colors*

COD. 08

		°C	mm. (LxPxH)	h. MAX. 150 mm. h. MIN. 65 mm.	Watt					Kg.		
Isola 4 VT Inox		+4/+10	1505x750x1520	Gastronorm 1/4 - 1/3 - 1/2 2/3 - 1/1 - 2/1	780		230v/1/50Hz		R404a	137	-	LED di serie
Isola 6 VT Inox		+4/+10	2185x750x1520	Gastronorm 1/4 - 1/3 - 1/2 2/3 - 1/1 - 2/1	780		230v/1/50Hz		R404a	165	-	LED di serie
Isola 8 VT Inox		+4/+10	2865x750x1520	Gastronorm 1/4 - 1/3 - 1/2 2/3 - 1/1 - 2/1	820		230v/1/50Hz		R404a	199	-	LED di serie

Dati di collaudo • Test details • Détails d'essai • Prüfungsergebnisse • Datos de ensayo • MAX = (30°C - % U.R. 55)



Prezzi vedi LISTINO a pagina 107  
See PRICE LIST on page 107

**ACCESSORIO:** Griglia inox centrale per l'utilizzo delle bacinelle su diverse altezze  
**ACCESSORIE:** Central stainless steel grille for use the basins on different heights




Leds di serie  
LEDs standard

**ACCESSORIO:**  
Piano inox per pasticceria o piatti pronti  
posizionabile a scelta su più livelli

**ACCESSORY:**  
Stainless steel tray for pastry or ready-to-serve  
meals, it can be positioned at multiple levels



















Ruote girevoli cromate inox  
Chrome stainless swivel wheels



## MULTISERVICE 4

KIT (Accessorio / Accessory)



		 °C	 mm. (LxPxH)	 h. MAX. 150 mm. h. MIN. 100 mm.	 Watt	 DEFROST				 Kg.	
Multiservice 4		+4/+10	1420x750x1348	Gastronorm 1/4 - 1/3 - 1/2 2/3 - 1/1 - 2/1	490		230v/1/50Hz		R404a	119	- di serie
Multiservice 6		+4/+10	2060x750x1348	Gastronorm 1/4 - 1/3 - 1/2 2/3 - 1/1 - 2/1	550		230v/1/50Hz		R404a	131	- di serie

Dati di collaudo • Test details • Détails d'essai • Prüfungsergebnisse • Datos de ensayo • MAX = (30°C - % U.R. 55)

Prezzi vedi LISTINO a pagina 108  
See PRICE LIST on page 108





<p>Colori standard Standard colors</p>			<p>Colori optional Optional colors</p>	
COD. 04	COD. 05	COD. 07	RAL	COD. 70



## MURALE 4 M

Colori standard  
Standard colorsColori optional  
Optional colors

## KIT (Accessorio / Accessory)



## Accessorio / Accessory

- PORTE SCORREVOLI IN VETRO FUMÉ
- *SMOKY GLASS SLIDING DOORS*
- PORTES COULISSANTES EN VERRE FUMÉ
- *GLASS FUMÉ SCHEBETÜREN*
- PUERTAS CORREDIZAS DE VIDRIO FUMÉ

		°C	mm. (LxPxH)	h. MAX. 150 mm. h. MIN. 100 mm.	Watt	DEFROST				Kg.	
Murale 4 M		+4/+10	1420x750x1554	Gastronorm 1/4 - 1/3 - 1/2 2/3 - 1/1 - 2/1	720		230v/1/50Hz		R404a	149	- di serie
Murale 6 M		+4/+10	2060x750x1554	Gastronorm 1/4 - 1/3 - 1/2 2/3 - 1/1 - 2/1	810		230v/1/50Hz		R404a	193	- di serie

Dati di collaudo • Test details • Détails d'essai • Prüfungsergebnisse • Datos de ensayo • MAX = (30°C - % U.R. 55)



Prezzi vedi LISTINO a pagina 108  
See PRICE LIST on page 108



Accessorio / Accessory

- PORTE SCORREVOLI IN VETRO FUMÉ
- *SMOKY GLASS SLIDING DOORS*
- PORTES COULISSANTES EN VERRE FUMÉ
- *GLASS FUMÉ SCHIEBETÜREN*
- PUERTAS CORREDIZAS DE VIDRIO FUMÉ



## MURALE 4 M NEUTRAL

Colori standard  
Standard colorsColori optional  
Optional colors

KIT (Accessorio / Accessory)



mm. (LxPxH)

Piano d'appoggio  
Supporting table  
Console  
Fläche zum legen  
Plano de apoyo

Watt



230v/1/50Hz



Kg.



-



di serie

Murale 4 M Neutral



1420x750x1554

mm. 1320x645

820

230v/1/50Hz

119

-

di serie

Prezzi vedi LISTINO a pagina 108  
See PRICE LIST on page 108



## FISHING 4

Colori standard  
Standard colorsColori optional  
Optional colors

Uscita ghiaccio,  
Ice outlet,  
Sortie de glace,  
Auslaß des Eises,  
Salida del hielo



La temperatura di entrata dell'acqua (max +20 °C) influisce sulla quantità di ghiaccio prodotto. È consigliato l'uso di un addolcitore

The inlet temperature of water (max +20 °C) influences the quantity of ice produced. It's recommended the use of a purifier










La température d'arrivée d'eau (max +20 °C) influence la quantité de givre produite. L'emploi d'un adoucisseur d'eau est conseillé

Die Wassertemperatur (max +20 °C) hat Einfluss auf die hergestellte Eismenge. Es empfiehlt sich die Verwendung eines Enthärters

La temperatura de entrada del agua (max +20 °C) influye directamente sobre la cantidad de hielo producido. Es aconsejable utilizar un filtro



Vasca in acciaio inox AISI 316 resistente alla corrosione salina • Salt-proof AISI 316 stainless steel basin • Cuve en acier inox AISI 316 résistant à la corrosion du sel • Edelstahl AISI 316 Wanne Salzkorrosion resistant. • Cuba en acero inox AISI 316 resistente a la corrosión salina

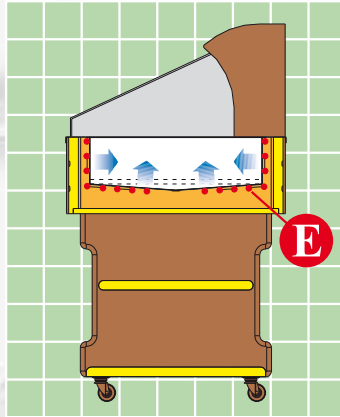
			Produzione di ghiaccio granulato Granulated ice production Production de glace granulaire Granuliert eisproduktion Producción de hielo en escama	Entrata acqua Water inlet Entree eau Wassereintritt Entrada agua	Uscita acqua Water outlet Sortie eau Wasseraustritt Salida agua	Temperatura acqua in entrata Water inlet temperature Temperature eau en entree Wassereintrittstemperatur Temperatura de agua en entrada	Dimensioni vasca Dimensions of the basin Dimensions du bac Maße der wanne Dimension de la cuba					
	mm. (LxPxH)	Watt						UMC		Kg.		
Fishing 4	 1417x750x1285	790	Kg/24h. 90	A GAS 3/4	Ø mm 24	Max °C +20	mm. 1290x580 h. 110	230v/1/50Hz	R404a	144	-	di serie
Fishing 6	 2057x750x1285	910	Kg/24h. 90	A GAS 3/4	Ø mm 24	Max °C +20	mm. 1930x580 h. 110	230v/1/50Hz	R404a	187	-	di serie

Dati di collaudo • Test details • Détails d'essai • Prüfungsergebnisse • Datos de ensayo • MAX = (30°C - % U.R. 55)



Prezzi vedi LISTINO a pagina 108  
See PRICE LIST on page 108

BAHIA



**E**

- EVAPORATORE ANNEGATO NEL POLIURETANO DELLA VASCA
- EVAPORATOR SET IN THE POLYURETHAN OF THE TANK
- EVAPORATEUR INSÉRÉ DANS LE POLYURÉTHANE DU BAC
- VERDAMPFER IM POLYURETHAN DES BECKENS EINGESETZT
- EVAPORADOR ENCASTRADO EN EL POLIURETANO DE LA CUBA



Vasca in acciaio inox AISI 316 resistente alla corrosione salina • Salt-proof AISI 316 stainless steel basin • Cuve en acier inox AISI 316 résistant à la corrosion du sel • Edelstahl AISI 316 Wanne Salzkorrosion resistent. • Cuba en acero inox AISI 316 resistente a la corrosión salina

						Uscita acqua Water outlet Sortie eau Wasserausstritt Salida agua	Piano refrigerato Refrigerated plate Tablette réfrigérée Gekühlte Fläche Estante refrigerado					
	°C	mm. (LxPxH)	Watt	DEFROST				UMC	Kg.			
<b>Bahia 4</b>	-2/0	1417x750x1285	480			Ø mm.20	mm. 1307x587 h. 160	230v/1/50Hz	R404a	144	-	di serie
<b>Bahia 6</b>	-2/0	2057x750x1285	750			Ø mm.20	mm. 195x587 h. 160	230v/1/50Hz	R404a	182	-	di serie

Dati di collaudo • Test details • Détails d'essai • Prüfungsergebnisse • Datos de ensayo • MAX = (30°C - % U.R. 55)

Prezzi vedi LISTINO a pagina 108  
See PRICE LIST on page 108



## ISOLA 4 M NEUTRAL



Accessori / Accessories:  
Kit portapiatti / Plate-holder kit



Accessorio / Accessory

- PORTE SCORREVOLI IN VETRO FUMÉ
- *SMOKY GLASS SLIDING DOORS*
- PORTES COULISSANTES EN VERRE FUMÉ
- *GLASS FUMÉ SCHIEBETÜREN*
- PUERTAS CORREDIZAS DE VIDRIO FUMÉ

Colori standard  
*Standard colors*



Colori optional  
*Optional colors*



Isola 4 M Neutral



mm. (LxPxH)

1417x750x1554

Piano d'appoggio  
Supporting table  
Console  
Fläche zum legen  
Plano de apoyo



Watt

300



230v/1/50Hz



Kg.

104



-



Di serie



Prezzi vedi LISTINO a pagina 108  
See PRICE LIST on page 108



TAVOLO 1400



Accessori / Accessories:  
Kit portapiatti / Plate-holder kit

Colori standard  
Standard colors



Colori optional  
Optional colors



TAVOLO 750



Accessorio / Accessory

- PORTE SCORREVOLI IN VETRO FUMÉ
- SMOKY GLASS SLIDING DOORS
- PORTES COULISSANTES EN VERRE FUMÉ
- GLASS FUMÉ SCHIEBETÜREN
- PUERTAS CORREDIZAS DE VIDRIO FUMÉ

			Piano d'appoggio Supporting table Console Fläche zum legen Plano de apoyo			
		mm. (LxPxH)		Kg.		
Tavolo 750		750x750x900	mm. 745x745	33	-	-
Tavolo 1400		1417x750x900	mm. 1417x745	46	-	-

Prezzi vedi LISTINO a pagina 109  
See PRICE LIST on page 109



BRINA 4M
















KIT (Accessori / Accessories)



Accessori OPTIONAL

- PORTE SCORREVOLI IN VETRO FUMÉ
- *SMOKY GLASS SLIDING DOORS*
- PORTES COULISSANTES EN VERRE FUMÉ
- *GLASS FUMÉ SCHIEBETÜREN*
- PUERTAS CORREDIZAS DE VIDRIO FUMÉ






											
	°C	mm. (LxPxH)	Watt	DEFROST	UMC		Piano refrigerato Refrigerated plate Tablette réfrigérée Gekühlte Fläche Estante refrigerado	Kg.			
Brina 4 M	-1/0	1417x750x1528	650		230v/1/50Hz		mm. 1280x600	R404a	126	-	di serie
Brina 6 M	-1/0	2057x750x1528	850		230v/1/50Hz		mm. 1920x600	R404a	141	-	di serie

Dati di collaudo • Test details • Détails d'essai • Prüfungsergebnisse • Datos de ensayo • MAX = (30°C - % U.R. 55)



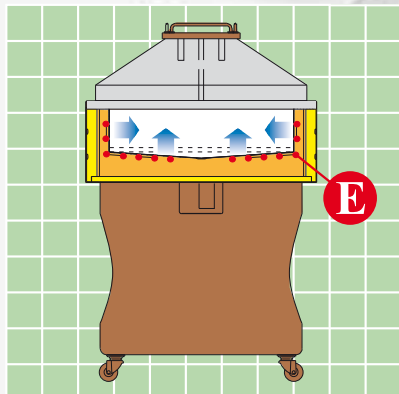
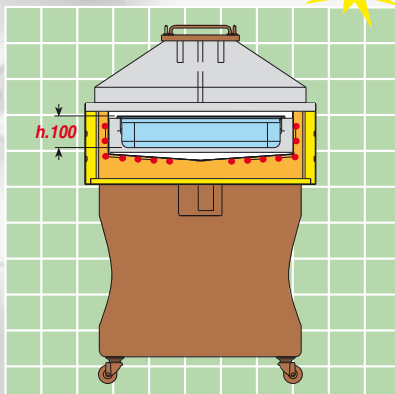
Prezzi vedi LISTINO a pagina 109  
See PRICE LIST on page 109



<p>Colori standard <i>Standard colors</i></p>			<p>Colori optional <i>Optional colors</i></p>	
				
COD. 04	COD. 05	COD. 07	RAL	COD. 70



## GOURMET 4 M


**ACCESSORIO / ACCESSORY**  
**GOURMET: KIT GN**


- E**
- EVAPORATORE ANNEGATO NEL POLIURETANO DELLA VASCA
  - EVAPORATOR SET IN THE POLYURETHAN OF THE TANK
  - EVAPORATEUR INSÉRÉ DANS LE POLYURÉTHANE DU BAC
  - VERDAMPFER IM POLYURETHAN DES BECKENS EINGESETZT
  - EVAPORADOR ENCASTRADO EN EL POLIURETANO DE LA CUBA

Vasca in acciaio inox AISI 316 resistente alla corrosione salina • Salt-proof AISI 316 stainless steel basin • Cuve en acier inox AISI 316 résistant à la corrosion du sel • Edelstahl AISI 316 Wanne Salzkorrosion resistent. • Cuba en acero inox AISI 316 resistente a la corrosión salina

**KIT**

Kit per bacinelle GN - SOLO h. 100 mm.

*GN basins kit - ONLY h. 100 mm.*

Kit bacs GN - SEULEMENT h. 100 mm.

*GN schalen Set - NUR h. 100 mm.*

Kit cubetas GN - SÓLO h. 100 mm.

**(accessorio / accessory)**

**KIT**

Kit portapiatti

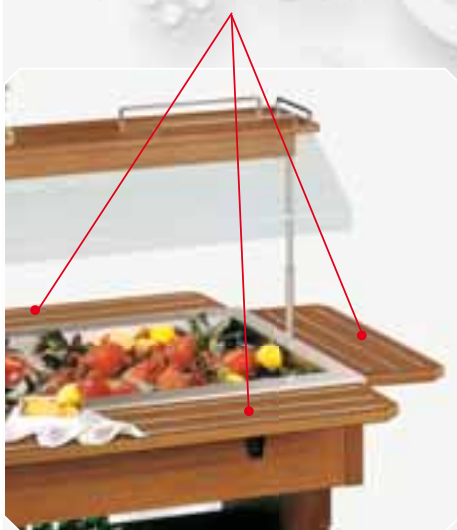
*Plate-holder kit*

Kit porte-plats

*Tellerträger-set*

Kit completo de portaplatos

**(accessorio / accessory)**



Utilizzo vasca con carne fresca  
*Use tank with fresh meat*







						Uscita acqua Water outlet Sortie eau Wasseraustritt Salida agua	Piano refrigerato Refrigerated plate Tablette réfrigérée Gekühlte Fläche Estante refrigerado				
	°C	mm. (LxPxH)	Watt	DEFROST				UMC	R404a	Kg.	
Gourmet 4 M	-1/0	1417x750x1528	750			Ø mm.20	mm. 1307x587 h. 160	230v/1/50Hz	R404a	140	di serie
Gourmet 6 M	-1/0	2057x750x1528	750			Ø mm.20	mm. 1957x587 h. 160	230v/1/50Hz	R404a	171	di serie

Dati di collaudo • Test details • Détails d'essai • Prüfungsergebnisse • Datos de ensayo • MAX = (30°C - % U.R. 55)

**Prezzi vedi LISTINO a pagina 109**  
**See PRICE LIST on page 109**



<b>Colori standard</b> <i>Standard colors</i>			<b>Colori optional</b> <i>Optional colors</i>	
				
COD. 04	COD. 05	COD. 07	RAL	COD. 70



## RUGIADA

Colori standard  
Standard colorsColori optional  
Optional colors

Vasca refrigerata h. 60 mm. per una migliore esposizione e visibilità di piatti pronti  
Refrigerated basin h. 60 mm. for better exposition and visibility of ready-to-serve dishes

Esempio di utilizzo vasca con ghiaccio  
Example basin use with ice



	°C	mm. (LxPxH)	Capacità vaschette/Basins capacity	Watt	DEFROST				Kg.
Rugiada 4 M	-1/0	1420x750x1530	-	700		230v/1/50Hz		R404a	125
Rugiada 6 M	-1/0	2060x750x1530	-	800		230v/1/50Hz		R404a	140

Dati di collaudo • Test details • Détails d'essai • Prüfungsergebnisse • Datos de ensayo • MAX = (30°C - % U.R. 55)



Prezzi vedi LISTINO a pagina 109  
See PRICE LIST on page 109



## FLASH VFS

**OPTIONAL:**

Porte scorrevoli su lato operatore e porte basculanti self-service sul lato cliente  
*Operator side with sliding doors and self-service doors on client side.*

**DI SERIE/STANDARD:**

Vetro fisso su lato operatore e porte scorrevoli sul lato cliente  
*Operator side with fixed glass and sliding doors on client side.*

**Colori standard**  
*Standard colors*

**Colori optional**  
*Optional colors*


Flash VFS	+4/+10 °C	mm. (LxPxH) 1420x750x1650	Ripiani in plexiglass Plexiglass plates Tablettes en plexiglass Plexiglassteller Estornites de plexiglass	Watt 570	DEFROST	230v/1/50Hz	R404a	Kg. 208	di serie	

Dati di collaudo • Test details • Détails d'essai • Prüfungsergebnisse • Datos de ensayo • MAX = (30°C - % U.R. 55)



Prezzi vedi LISTINO a pagina 109  
 See PRICE LIST on page 109





## MONTERREY 4 ECOS



**Colori standard**  
*Standard colors*  
 COD. 04   COD. 05   COD. 07

**Colori optional**  
*Optional colors*  
 RAL   COD. 70

	°C	mm. (LxPxH)	h. MAX. 150 mm. h. MIN. 100 mm.	<b>DI SERIE</b>	Watt	DEFROST	230v/1/50Hz	R404a	Kg.		di serie
Monterrey 4 Ecos	+4/+10	1430x750x1740	Gastronorm 1/4 - 1/3 - 1/2 2/3 - 1/1 - 2/1	n° 2 mm. 1230x300	600				214		

Dati di collaudo • Test details • Détails d'essai • Prüfungsergebnisse • Datos de ensayo • MAX = (30°C - % U.R. 55)

Prezzi vedi LISTINO a pagina 109  
See PRICE LIST on page 109



## MONTERREY 4

**ACCESSORIO / ACCESSORY:**

*KIT PORTAPIATTI*  
 PLATE-HOLDER KIT  
*KIT PORTE-PLATS*  
 TELLERTRÉGER-SET  
*KIT COMPLETO*  
 DE PORTAPLATOS



Colori standard  
Standard colors



Colori optional  
Optional colors



- 2 VANI NEUTRI
- 2 NEUTRAL COMPARTMENT
- 2 LOGEMENTS À LA TEMPÉRATURE AMBIANTE
- 2 NEUTRALE RÄUME
- 2 VANOS NEUTROS

		°C	mm. (LxPxH)	h. MAX. 150 mm. h. MIN. 100 mm.	DI SERIE	Watt	DEFROST			Kg.			
Monterrey 4		+4/+10	1430x750x1740	Gastronorm 1/4 - 1/3 - 1/2 2/3 - 1/1 - 2/1	n° 2 mm. 1230x300	600		230v/1/50Hz		R404a	225	-	di serie

Dati di collaudo • Test details • Détails d'essai • Prüfungsergebnisse • Datos de ensayo • MAX = (30°C - % U.R. 55)



Prezzi vedi LISTINO a pagina 110  
See PRICE LIST on page 110

MONTERREY 4 STOCK



**ACCESSORIO / ACCESSORY:**  
 KIT PORTAPIATTI  
 PLATE-HOLDER KIT  
 KIT PORTE-PLATS  
 TELLERTRÉGER-SET  
 KIT COMPLETO  
 DE PORTAPLATOS

- CELLA INOX REFRIGERATA
- REFRIGERATED INOX ROOM
- NICHE INOX REFRIGÉRÉE
- GEKÜHLTE RAUM
- COMPARTIMENTO INOX
- REFRIGERADO

Colori standard  
Standard colors



Colori optional  
Optional colors



	°C	mm. (LxPxH)	<b>h. MAX. 150 mm.</b> <b>h. MIN. 100 mm.</b>	<b>DI SERIE</b>	Watt	DEFROST		Kg.		
Monterrey 4 Stock	+4/+10 +4/+10	1430x750x1850	Gastronorm 1/4 - 1/3 - 1/2 2/3 - 1/1 - 2/1	n° 2 mm. 1230x300	550		230v/1/50Hz	R404a	239	di serie

Dati di collaudo • Test details • Détails d'essai • Prüfungsergebnisse • Datos de ensayo • MAX = (30°C - % U.R. 55)

Prezzi vedi LISTINO a pagina 110  
See PRICE LIST on page 110



## MONTANA 4

**ACCESSORIO / ACCESSORY:**

KIT PORTAPIATTI

PLATE-HOLDER KIT / KIT PORTE-PLATS

TELLERTRÄGER-SET / KIT COMPLETO DE PORTAPLATOS


















Colori standard  
Standard colors

COD. 04 COD. 05 COD. 07

Colori optional  
Optional colors

RAL COD. 70

- 2 VANI NEUTRI
- 2 NEUTRAL COMPARTMENT
- 2 LOGEMENTS À LA TEMPÉRATURE AMBIANTE
- 2 NEUTRALE RÄUME
- 2 VANOS NEUTROS

		 °C	 mm. (LxPxH)	 <b>DI SERIE</b>	Dimensioni vasca Dimensions of the basin Dimensions du bac Maße der wanne Dimension de la cuba	 Watt	 DEFROST				 Kg.	
Montana 4		+4/+10	1416x920x2102	n° 2 mm. 1230x400	mm. 570x1340 h. 170	710		230v/1/50Hz		R404a	220	- di serie
Montana 6		+4/+10	2066x920x2102	n° 2 mm. 1870x400	mm. 570x1990 h. 170	940		230v/1/50Hz		R404a	351	- di serie

Dati di collaudo • Test details • Détails d'essai • Prüfungsergebnisse • Datos de ensayo • MAX = (30°C - % U.R. 55)



Prezzi vedi LISTINO a pagina 110  
See PRICE LIST on page 110


BUFFET 4 STOCK



Colori standard  
Standard colors



Colori optional  
Optional colors



**ACCESSORIO /  
ACCESSORY:**  
KIT PORTAPIATTI  
PLATE-HOLDER KIT  
KIT PORTE-PLATS  
TELLERTRÉGER-SET  
KIT COMPLETO  
DE PORTAPLATOS

- CELLA INOX REFRIGERATA
- REFRIGERATED INOX ROOM
- NICHE INOX REFRIGÉRÉE
- GEKÜHLTE RAUM
- COMPARTIMENTO INOX
- REFRIGERADO

		°C	mm. (LxPxH)	h. MAX. 150 mm. h. MIN. 100 mm.	DI SERIE	Watt	DEFROST			Kg.		
Buffet 4 Stock		+4/+10 +4/+10	1520x920x2167	Gastronorm 1/4 - 1/3 - 1/2 2/3 - 1/1 - 2/1	n° 2 mm. 1230x400	1140		230v/1/50Hz		R404a	276	- di serie
Buffet 6 Stock		+4/+10 +4/+10	2170x920x2167	Gastronorm 1/4 - 1/3 - 1/2 2/3 - 1/1 - 2/1	n° 2 mm. 1870x400	850		230v/1/50Hz		R404a	374	- di serie

Dati di collaudo • Test details • Détails d'essai • Prüfungsergebnisse • Datos de ensayo • MAX = (30°C - % U.R. 55)

Prezzi vedi LISTINO a pagina 110  
See PRICE LIST on page 110



CAMBUSA

NEW



**ACCESSORIO/  
ACCESSORY:**  
Kit portapiatti  
*Plate-holder kit*

Vano di servizio  
neutro per  
posateria  
*Neutral service  
area for cutlery*

Colori standard  
*Standard colors*

COD. 92 COD. 94

**ACCESSORIO/ACCESSORY:**  
Ripiano intermedio  
*Middle shelf*

	°C	mm. (LxPxH)	<b>h. MAX. 150 mm. h. MIN. 100 mm.</b>	<b>DI SERIE</b>	Watt	H <sub>2</sub> O				Kg.		
<b>NEW Cambusa</b>	+4/+10	1430x750x1800	GN 1/4-1/3-1/2 2/3-1/1-2/1	n° 2 mm. 1230x300	600	AUT	230v/1/50Hz	R404a	140	-	di serie	

Dati di collaudo • Test details • Détails d'essai • Prüfungsergebnisse • Datos de ensayo • MAX = (30°C - % U.R. 55)

Prezzi vedi LISTINO a pagina 110  
See PRICE LIST on page 110

BELLAVISTA



<b>Colori standard</b> <i>Standard colors</i>			<b>Colori optional</b> <i>Optional colors</i>	
COD. 04	COD. 05	COD. 07	RAL	COD. 70

	°C	mm. (LxPxH)	<b>DI SERIE</b>	Watt	DEFROST				Kg.		
<b>Bellavista</b>											
	+4/+10 +5/+11	1424x797x1994	1+1 mm. 300x1330 mm. 400x1330	1080		230v/1/50Hz		R404a	239	-	di serie

Dati di collaudo • Test details • Détails d'essai • Prüfungsergebnisse • Datos de ensayo • MAX = (30°C - % U.R. 55)

Prezzi vedi LISTINO a pagina 110  
See PRICE LIST on page 110



GIROTONDO  
VERSIONE GASTRONOMIA



Per la tua attività puoi accontentarti di un buffet moderno, oppure puoi scegliere il futuro: **GIROTONDO**. Un capolavoro di ingegneria ed arte firmato Tecfrigo, che con le sue innovazioni senza eguali al mondo e il suo design d'avanguardia ispirato alle meraviglie dell'architettura moderna, porterà in trionfo i deliziosi appetizer ed entrée del tuo ristorante.

*For your business you can settle for a modern style buffet, or you can choose the future: **GIROTONDO**. A masterpiece of engineering and art, signed Tecfrigo, which with its unique in the world innovations and its avant-garde design, inspired by the wonders of modern architecture, will make a triumph of your restaurant's delicious appetizers and entrées.*





**Funzioni esclusive GIROTONDO:**

Piano rotante per vaschette • Cappa emisferica a sollevamento elettrico • Centralina full touch screen • Ventilazione radiale

**Exclusive GIROTONDO functions:**

Rotating trays system • Hemispherical electro lifting PMMA Hood • Full touch screen control unit • Radial fan system




GIROTONDO

NEW

**OPTIONAL:**

Portapiatti  
inferiore  
(colore nero)  
*Lower  
plate-holder  
(black color)*

**OPTIONAL:**

Piano espositivo refrigerato rotante  
*Refrigerated rotating display plan*

**ACCESSORIO/ACCESSORY:**

KIT bacinelle in PETG trasparente  
*PETG transparent basins kit*

		°C	mm. (LxPxH)	Lt.	ACCESSORIO/ACCESSORY h. 150 mm.	Watt	% U.R.	H <sub>2</sub> O			Kg.		
NEW	Girotondo	+4/+10	∅ 1500 x h. 1595	145	n° 8 lt. 6,5 n° 12 lt. 7,8	850	60-70	AUT	230v/1/50Hz	R404a	160	-	LED di serie


Dati di collaudo • Test details • Détails d'essai • Prüfungsergebnisse • Datos de ensayo • MAX = (30°C - % U.R. 55)



Prezzi vedi LISTINO a pagina 110  
See PRICE LIST on page 110

### CI SONO ALMENO 10 MOTIVI PER SCOPRIRE GIROTONDO:

- *Girotondo è modernità*: i nostri progettisti hanno tratto ispirazione dalle meraviglie dell'architettura contemporanea per creare un'opera d'arte per la ristorazione. Design e creatività italiani, made in Tecfrigo.
- *Girotondo è rivoluzionaria*: per la prima volta in un buffet la superficie espositiva può ruotare elettricamente, regalando ai vostri clienti una visione sempre diversa, al ritmo di un giro ogni sei minuti.
- *Girotondo è completa*: kit accessorio di ben 20 vaschette in PETG, per una varietà di servizio formidabile e una capacità netta di ben 145 litri.
- *Girotondo è sfruttabile*: confrontandola con una macchina tradizionale, a parità di perimetro di accesso, è più grande e ha il 25% di superficie espositiva in più.
- *Girotondo è completamente automatica*, con azionamenti intuitivi mediante centralina touch screen retroilluminata.
- *Girotondo è intelligente*, perché dotata di 4 motori auto regolanti adattativi: rilevando il carico, ottimizzano la trazione e, in caso di blocco meccanico intenzionale, impediscono i danneggiamenti smorzando la trasmissione della coppia.
- *Girotondo è efficiente*, infatti, grazie alla sua simmetria assiale, la ventilazione è omogenea. I vostri prodotti saranno sempre perfetti.
- *Girotondo è attrattiva*: la cappa termoformata in PMMA è dotata di sollevamento motorizzato. Il telaio inoltre è disponibile in diverse colorazioni e personalizzazioni, per abbinarsi ad ogni tipo di locale.
- *Girotondo è luminosa*: le numerose superfici trasparenti, comprese quelle delle vaschette di nuova concezione, non hanno paragoni. E se la luce naturale non fosse sufficiente, basta accendere i led tangenziali.
- *Girotondo è ecosostenibile*: è realizzata quasi interamente con materiali riciclabili e adotta tutte le misure necessarie per risparmiare energia.



Versione Pasticceria / Pastry version

### THERE ARE AT LEAST 10 REASONS TO DISCOVER GIROTONDO:

- *Girotondo is modernity*: our designers drawn inspiration from contemporary architecture wonders, to create a work of art for catering-industry. Italian design and creativity, made in Tecfrigo.
- *Girotondo is revolutionary*: for the first time in a buffet the exhibition area can rotate electronically, giving to your costumers an always different view, at the rate of one round every six minutes.
- *Girotondo is complete*: accessory kit for n° 20 PETG basins, for an excellent variety of service and a net capacity of 145 litres.
- *Girotondo is exploitable*: it is bigger, compared with a traditional machine, at constant perimeter of access, it has a 25% of exhibition surface more than other products.
- *Girotondo is totally automatic* with intuitive operations by means of the backlit touch screen control panel.
- *Girotondo is clever*, equipped with 4 adaptive self-adjusting engines: registering the load, they optimize the traction and do not allow damages, damping the shaft couple. This in the case of intentional mechanical stoppage.

- *Girotondo is efficient*: the ventilation is homogeneous, thanks to its axial symmetry. Your products always will be perfect.
- *Girotondo is attractive*: the thermoformed cover in PMMA is equipped with automatic lifting. The frame is also available in several colours and customizations, for to go with all types of room.
- *Girotondo is bright*: the several transparent surfaces, included those of the new basins, are beyond comparison. And if the natural light is not enough, just turn-on the LEDs lighting.
- *Girotondo is Eco-Friendly*: it is made almost entirely from recyclable materials and adopts all necessary measures to save energy.



#### DI SERIE/STANDARD:

Piano inox refrigerato utilizzabile per l'esposizione di prodotti confezionati.  
Refrigerated stainless steel plan suitable for exhibiting prepacked products.

Colori standard  
Standard colors



COD. 08



COD. 13

Colori optional  
Optional colors



RAL

Cappa termoformata in PMMA dotata di sollevamento motorizzato. / Thermoformed cover in PMMA equipped with automatic lifting.



GIROTONDO  
VERSIONE PASTICCERIA





**ACCESSORIO/ACCESSORY:**

Piano pasticceria composto da base in PST termoformato colore argento metallizzato, rifinito con elegante piano inox 304 a finitura lucida.

*Pastry surface consisting of a thermoformed, metalized-silver color PST base and an elegant, polished, AISI 304 stainless steel top.*



## OASI 8 M

Colori standard  
Standard colorsColori optional  
Optional colors

## KIT (Accessori / Accessories)



**Cod. 07:** Legno grezzo non trattato (da verniciare)  
 Untreated raw wood (to be painted)  
 Bois brut non traitée (être peint)  
 Unbehandelte Rohholz (aus Lack)  
 Madera cruda no tratados (Para ser pintados)

		°C	mm. (LxPxH)	<b>h. MAX. 150 mm.</b> <b>h. MIN. 100 mm.</b>	Watt	DEFROST				Kg.		
Oasi 4 M		+4/+10	1075x1075x1710	Gastronorm 1/4 - 1/3 - 1/2 2/3 - 1/1 - 2/1	600		230v/1/50Hz		R404a	149	-	di serie
Oasi 8 M		+4/+10	1400x1400x1710	Gastronorm 1/4 - 1/3 - 1/2 2/3 - 1/1 - 2/1	650		230v/1/50Hz		R134a	191	-	di serie

Dati di collaudo • Test details • Détails d'essai • Prüfungsergebnisse • Datos de ensayo • MAX = (30°C - % U.R. 55)



Prezzi vedi LISTINO a pagina 110-111  
 See PRICE LIST on page 110-111

**RAL OPTIONAL**



## OASI 8 M FISH

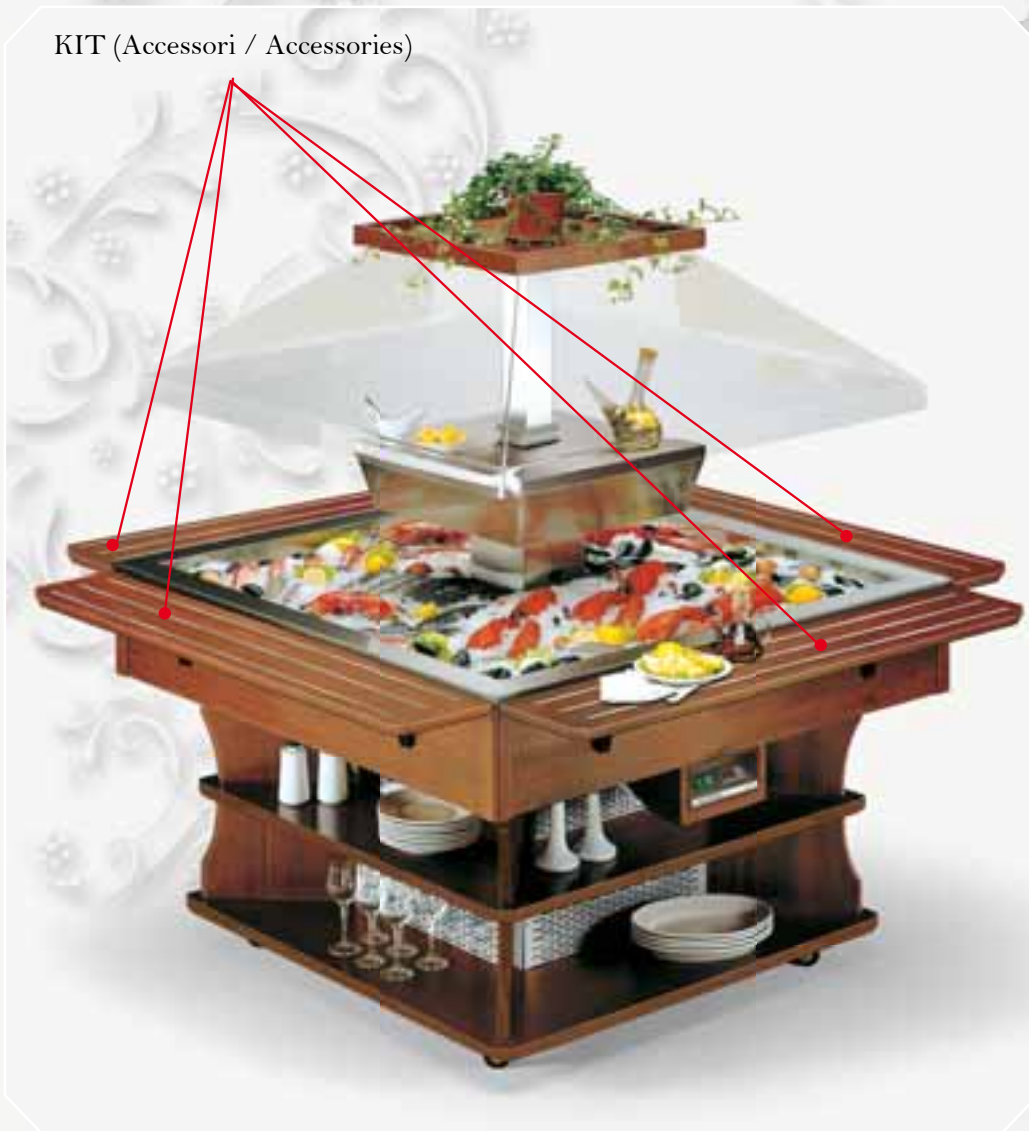
Colori standard  
Standard colors

COD. 04 COD. 05 COD. 07

Colori optional  
Optional colors

RAL COD. 70

## KIT (Accessori / Accessories)



		°C	mm. (LxPxH)	Dimensioni vasca Dimensions of the basin Dimensions du bac Maße der wanne Dimension de la cuba	Watt					Kg.		
Oasi 4 M Fish		-1/0	1075x1075x1710	mm. 970x970 h. 65	700		230v/1/50Hz		R404a	149	-	di serie
Oasi 8 M Fish		-1/0	1400x1400x1710	mm. 1245x1245 h. 65	700		230v/1/50Hz		R404a	191	-	di serie

Dati di collaudo • Test details • Détails d'essai • Prüfungsergebnisse • Datos de ensayo • MAX = (30°C - % U.R. 55)

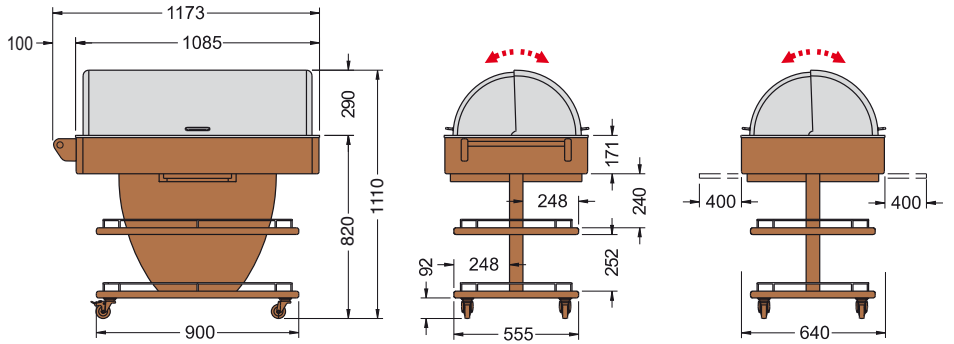
Prezzi vedi LISTINO a pagina 111  
See PRICE LIST on page 111



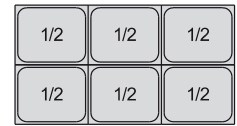
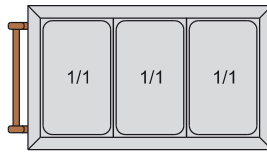
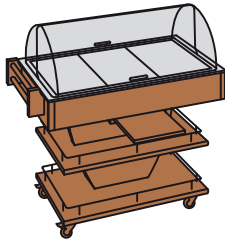


- Vasca in acciaio inox AISI 316 resistente alla corrosione salina
- *Salt-proof AISI 316 stainless steel basin*
  - Cuve en acier inox AISI 316 résistant à la corrosion du sel
  - *Edelstahl AISI 316 Wanne Salzkorrosion resistant.*
  - Cuba en acero inox AISI 316 resistente a la corrosión salina

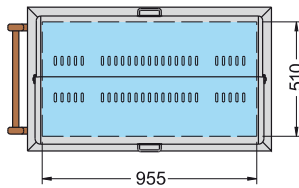
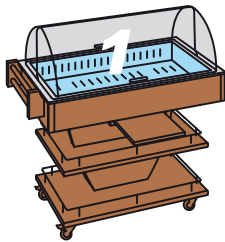
TRIPLO (Neutral)



- VASCA CON BACINELLE GN PER PRODOTTI A TEMPERATURA AMBIENTE
- TANK WITH GN TRAYS FOR PRODUCTS AT ROOM TEMPERATURE
- CUVE AVEC CUVETTES GN POUR PRODUITS À LA TEMPÉRATURE AMBIANTE
- BEHÄLTER MIT GN-EINSÄTZEN FÜR PRODUKTE BEI RAUMTEMPERATUR
- CUBA CON CUBETAS GN PARA PRODUCTOS A TEMPERATURA AMBIENTE

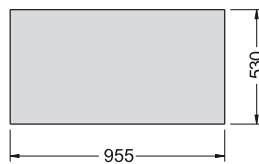
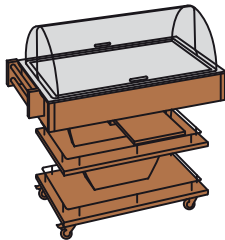


• LE BACINELLE SONO FORNITE A RICHIESTA • BASINS ARE AVAILABLE ON REQUEST • LES BACS SONT FOURNIS SUR DEMANDE • DIE SCHALEN WERDEN AUF WUNSCH GELIEFERT • LAS CUBETAS SE ENTREGAN BAJO DEMANDA



- VASCA PER PESCE: DA RIEMPIRE MANUALMENTE CON GHIACCIO
- FISH TANK: TO BE FILLED MANUALLY WITH ICE
- CUVE POUR POISSONS: À REMPLIR MANUELLEMENT AVEC GLACE
- FISCHBEHÄLTER: VON HAND MIT EIS AUFFÜLLEN
- CUBA PARA PESCADO: LLENAR MANUALMENTE CON HIELO

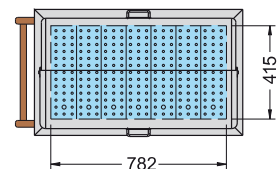
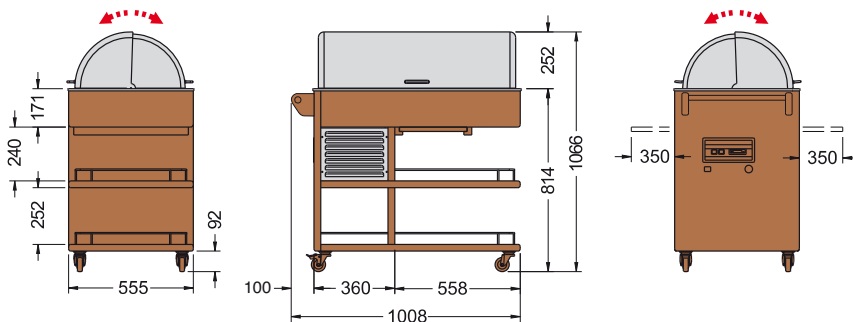
• ALTEZZA VASCA = 100 mm • HEIGHT OF THE BASIN = 100 mm  
 • HAUTEUR DU BAC = 100 mm • HÖHE DER WANNE = 100 mm  
 • ALTURA DA LA CUBA = 100 mm



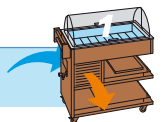
- PIANO DI LAVORO PER PRODOTTI A TEMPERATURA AMBIENTE
- WORKING SURFACE FOR PRODUCTS AT ROOM TEMPERATURE
- PLAN DE TRAVAIL POUR PRODUITS À LA TEMPÉRATURE AMBIANTE
- ARBEITSFLÄCHE FÜR PRODUKTE BEI RAUMTEMPERATUR
- PLANO DE TRABAJO PARA PRODUCTOS A TEMPERATURA AMBIENTE



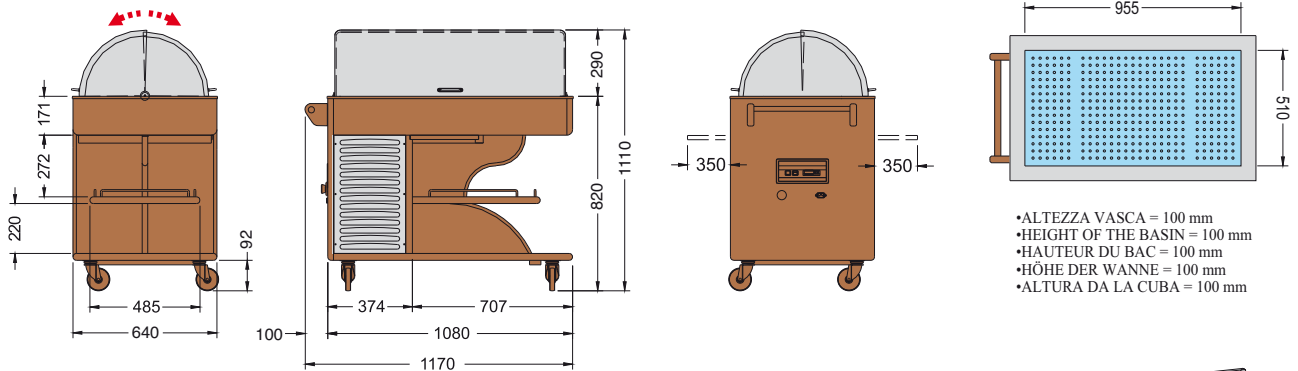
CARRETTINO FISH



- ALTEZZA VASCA = 110 mm
- HEIGHT OF THE BASIN = 110 mm
- HAUTEUR DU BAC = 110 mm
- HÖHE DER WANNE = 110 mm
- ALTURA DA LA CUBA = 110 mm



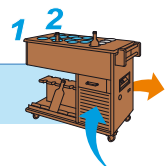
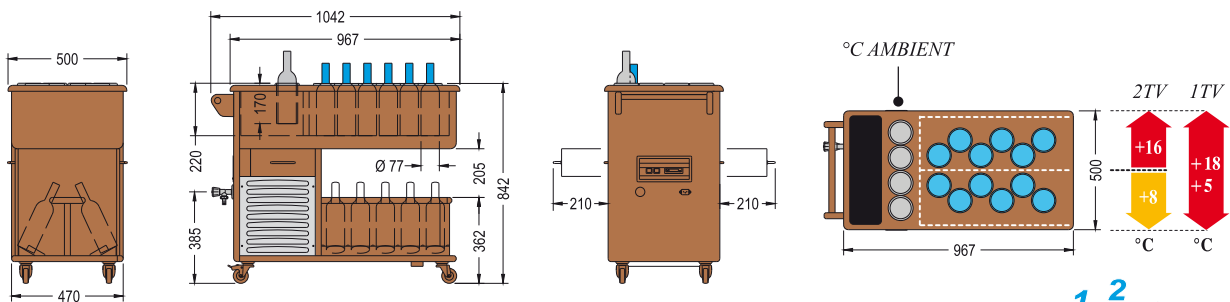
MURENA



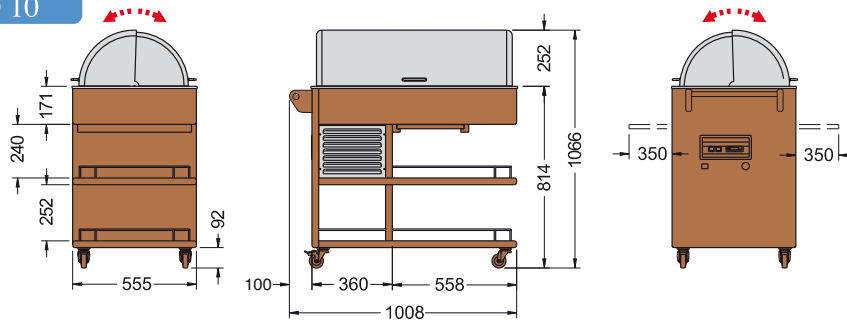
- ALTEZZA VASCA = 100 mm
- HEIGHT OF THE BASIN = 100 mm
- HAUTEUR DU BAC = 100 mm
- HÖHE DER WANNE = 100 mm
- ALTURA DA LA CUBA = 100 mm



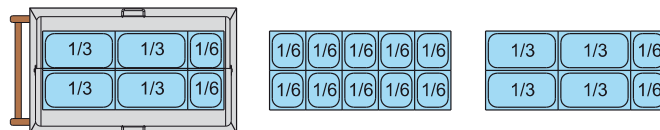
VINETROLLEY 1TV-2TV



CARRETTINO 10

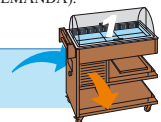


- LE BACINELLE SONO FORNITE A RICHIESTA.
- BASINS ARE AVAILABLE ON REQUEST.
- LES BACS SONT FOURNIS SUR DEMANDE.
- DIE SCHALEN WERDEN AUF WUNSCH GELIEFERT.
- LAS CUBETAS SE ENTREGAN BAJO DEMANDA.

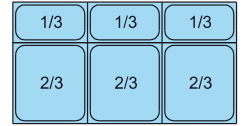
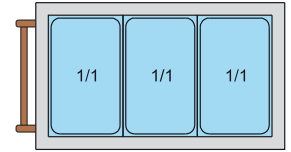
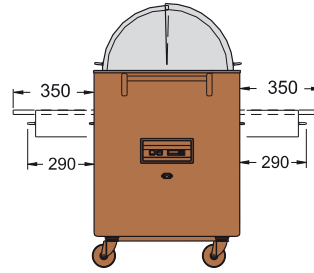
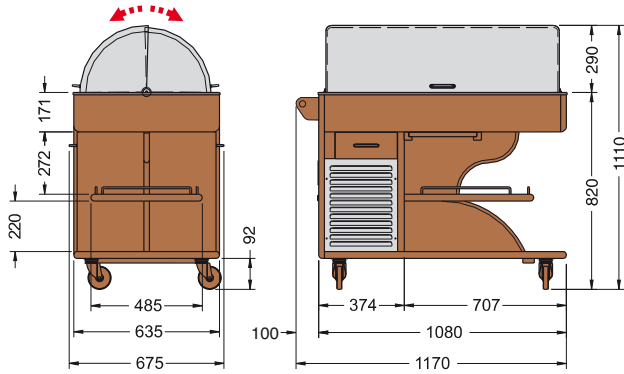


- ALTEZZA VASCA = 85 mm
- HEIGHT OF THE BASIN = 85 mm
- HAUTEUR DU BAC = 85 mm
- HÖHE DER WANNE = 85 mm
- ALTURA DA LA CUBA = 85 mm

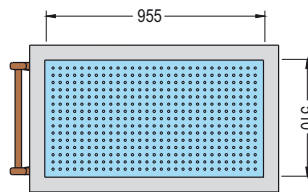
- VASSOIO UNICO PER PIATTI PRONTI E PASTICCERIA (FORNITO A RICHIESTA).
- TRAY FOR READY-TO-SERVE DISHES OR PASTRY (SUPPLIED ON REQUEST).
- PLATEAU POUR PLATS CUISINES OU PATISSERIE (FOURNI SUR DEMANDE).
- EIN EINZIGES TABLETT FÜR PATISSERIE ODER FERTIGE SPEISEN (LIEFERBAR AUF ANFRAGE).
- BANDEJA PARA PLATOS LISTOS O PARA PASTERIAS PARA LLEVAR (BAJO DEMANDA).



CARRELLINO 3

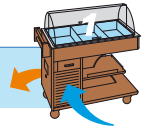


CARRELLINO 3 (Pasticceria)

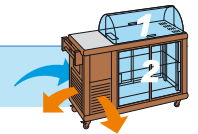
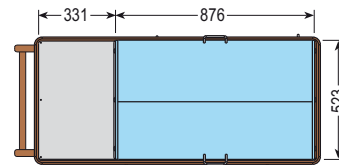
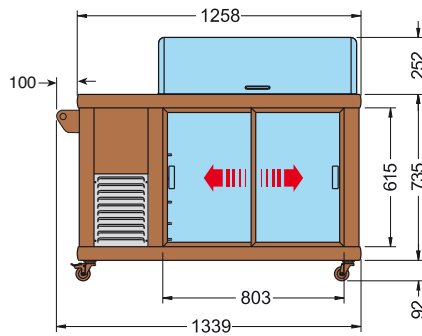
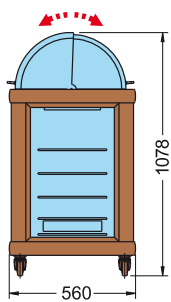


- ALTEZZA VASCA = 95 mm
- HEIGHT OF THE BASIN = 95 mm
- HAUTEUR DU BAC = 95 mm
- HÖHE DER WANNE = 95 mm
- ALTURA DA LA CUBA = 95 mm


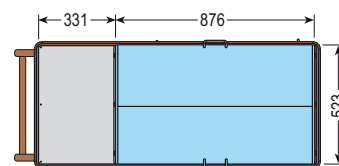
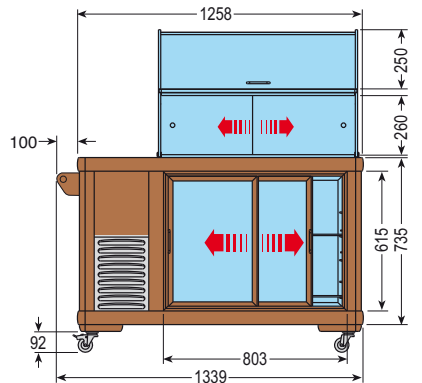
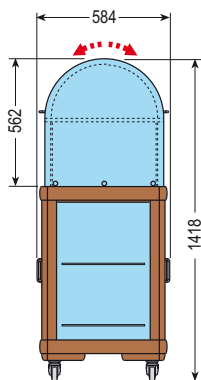
- LE BACINELLE SONO FORNITE A RICHIESTA.
- BASINS ARE AVAILABLE ON REQUEST.
- LES BACS SONT FOURNIS SUR DEMANDE.
- DIE SCHALEN WERDEN AUF WUNSCH GELIEFERT.
- LAS CUBETAS SE ENTREGAN BAJO DEMANDA.



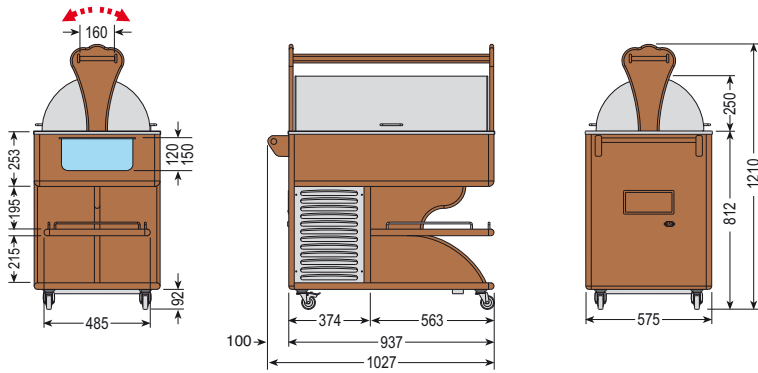
CARRETTINO 250



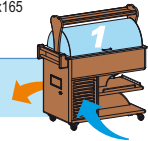
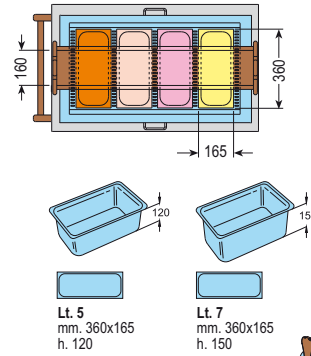
CARRETTINO 250 2P NEW



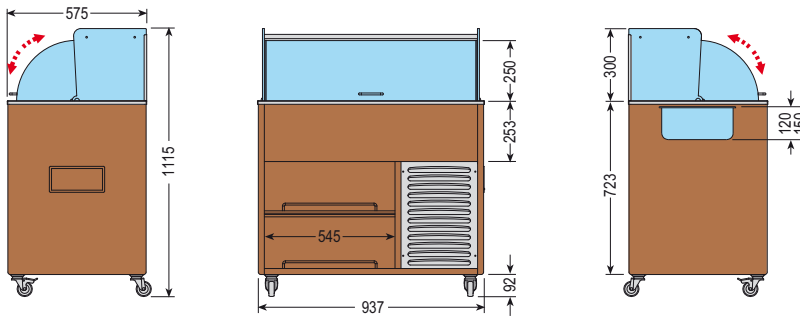
CARRELLINO GELATO **NEW**



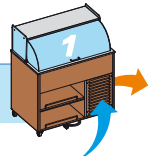
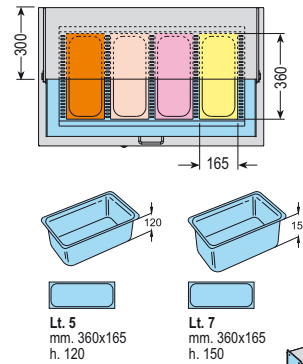
**ACCESSORI/ACCESSORIES:**  
Le vaschette sono fornite a richiesta  
Basins are available on request



CARRELLINO GELATO P **NEW**



**ACCESSORI/ACCESSORIES:**  
Le vaschette sono fornite a richiesta  
Basins are available on request



ISOLA 4 M

ISOLA 6 M

ISOLA 4 M NEUTRAL

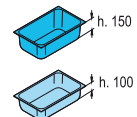
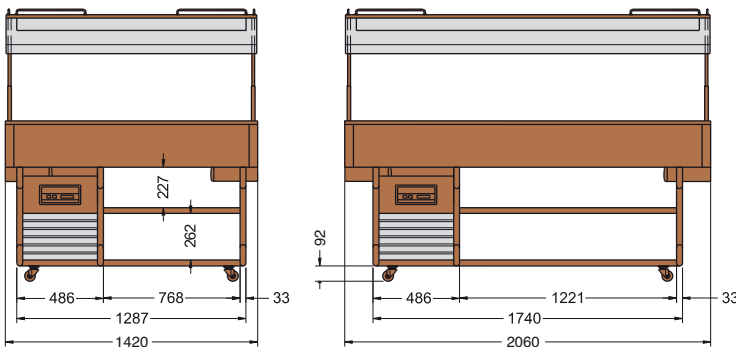
•AZIONAMENTO ELETTRICO CUPOLA IN PLEXIGLASS • ELECTRICAL OPERATION OF THE PLEXIGLASS COVER • FONCTIONNEMENT ÉLECTRIQUE DU COUVERCLE EN PLEXIGLASS • ANTRIEB DER PLEXIGLASS HAUBE • ELEVACION ELECTRICO CUPOLA DE PLEXIGLASS

BRINA 4 M

BRINA 6 M

GOURMET 4 M

GOURMET 6 M




ISOLA

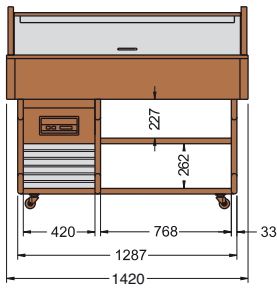
NEUTRAL

BRINA

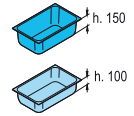
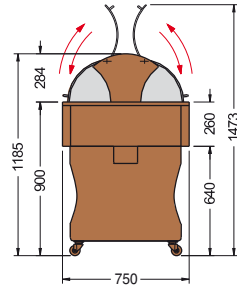
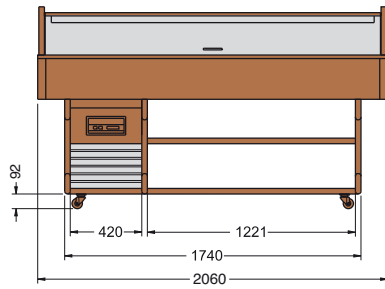
GOURMET



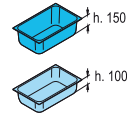
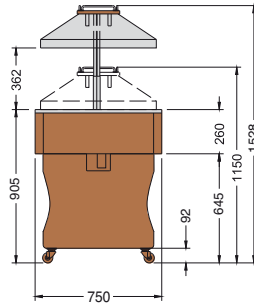
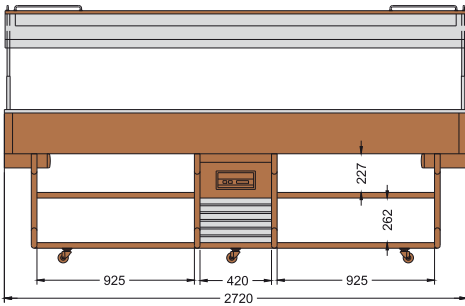
ISOLA 4 SS



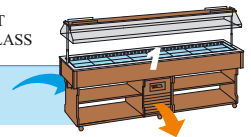
ISOLA 6 SS



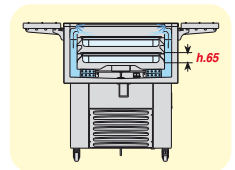
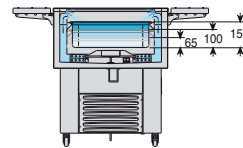
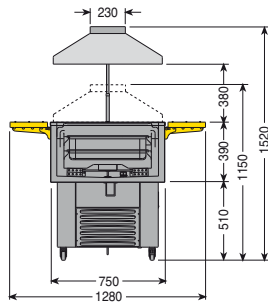
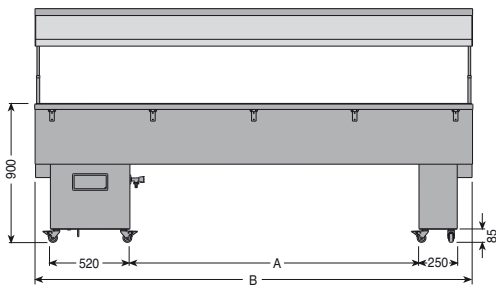
ISOLA 8 M



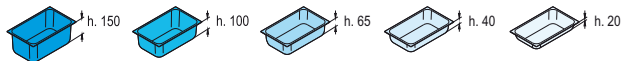
• AZIONAMENTO ELETTRICO CUPOLA IN PLEXIGLASS • ELECTRICAL OPERATION OF THE PLEXIGLASS COVER • FONCTIONNEMENT ÉLECTRIQUE DU COUVERCLE EN PLEXIGLASS • ANTRIEB DER PLEXIGLASS HAUBE • ELEVACION ELECTRICO CUPOLA DE PLEXIGLASS



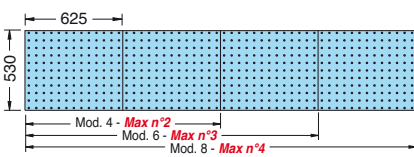
ISOLA VT INOX



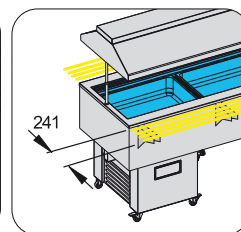
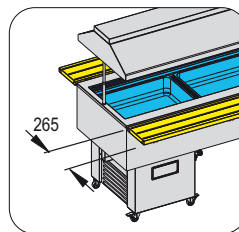
	ISOLA 4 VT INOX	ISOLA 6 VT INOX	ISOLA 8 VT INOX
A	530 mm.	1210 mm.	1890 mm.
B	1505 mm.	2185 mm.	2865 mm.



N.B.: le bacinelle h. 65/40/20 sono posizionabili a piacere sui diversi livelli e sovrapponibili.

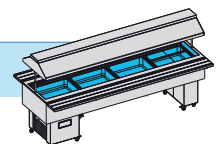


**ACCESSORIO/ACCESSORY:**  
 • Piano inox per piatti pronti e pasticceria (fornito a richiesta)  
 • Stainless steel tray for ready-to-serve dishes or pastry (supplied on request)  
 • Plateau inox pour plats cuisinés ou pâtisserie (fourni sur demande)  
 • Tablett aus nirostahl für patisserie oder fertige speisen (lieferbar auf anfrage)  
 • Bandeja de acero inoxidable para platos listos o para pastelerías para llevar (bajo demanda)



**ACCESSORI/ACCESSORIES:**  
 Kit portapiatti (ingombro)  
 Plates holder kit (overall dimensions)  
 Kit porte-assiettes (encombrement)  
 Kit Tabletterutschen (Aussemmaß)  
 Kit porta-platos (volumen)

Mensole snodabili  
 Articulated shelves  
 Tablettes articulées  
 Verstellbare Konsole  
 Estantes articulables



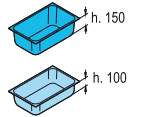
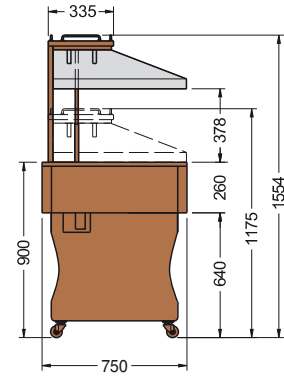
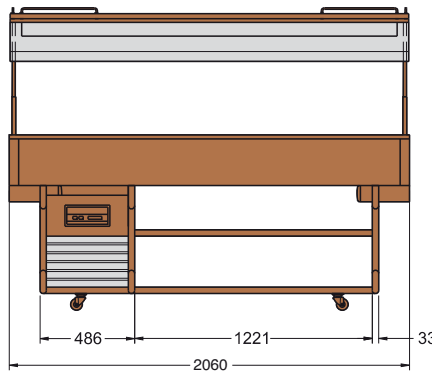
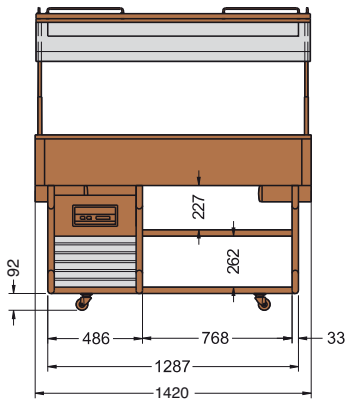


MURALE 4 M

MURALE 4 M NEUTRAL

MURALE 6 M

• AZIONAMENTO ELETTRICO CUPOLA IN PLEXIGLASS • ELECTRICAL OPERATION OF THE PLEXIGLASS COVER • FONCTIONNEMENT ÉLECTRIQUE DU COUVERCLE EN PLEXIGLASS • ANTRIEB DER PLEXIGLASS HAUBE • ELEVACION ELECTRICO CUPOLA DE PLEXIGLASS

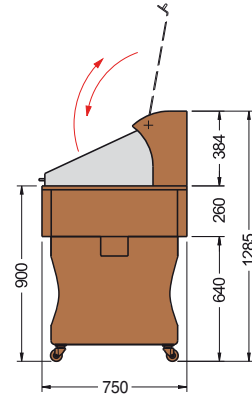
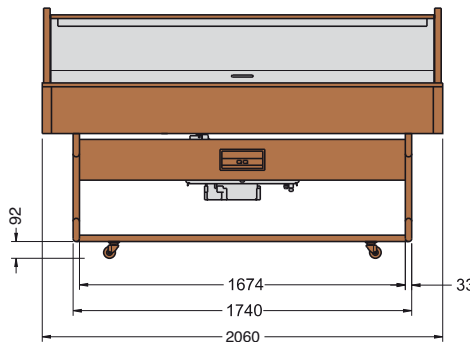
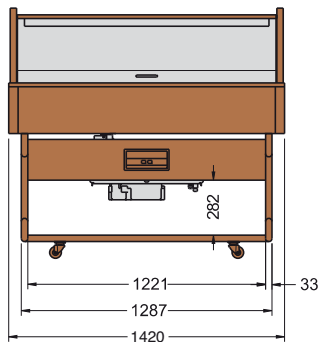


4M - 6M

NEUTRAL

FISHING 4


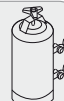
FISHING 6



FISHING 4/6

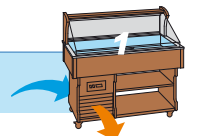
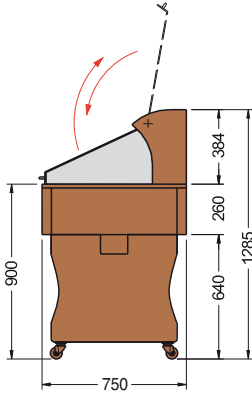
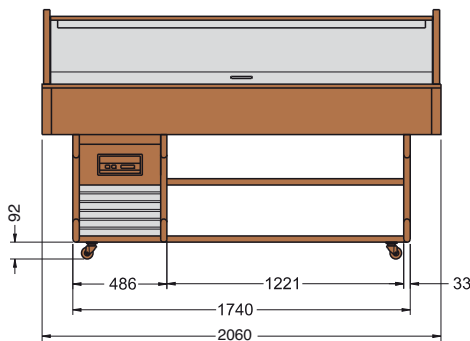
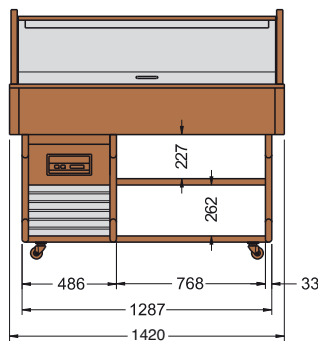
**!** E' fortemente consigliato l'uso di un addolcitore / It is highly recommended to use a purifier / Es sumamente aconsejado la utilización de un adoucisseur / Wir stark empfehlen die Benutzung eines Enthärers / On recommande fortement l'utilisation d'un descalcificateur.

La temperatura di entrata dell'acqua (max +20 °C) influisce sulla quantità di ghiaccio prodotto. E' consigliato l'uso di un addolcitore / The inlet temperature of water (max +20 °C) influences the quantity of ice produced. It's recommended the use of a purifier / La température d'arrivée d'eau (max +20 °C) influence la quantité de givre produite. L'emploi d'un adoucisseur d'eau est conseillé / Die Wassertemperatur (max +20 °C) hat Einfluss auf die hergestellte Eismenge. Es empfiehlt sich die Verwendung eines Enthärers / La temperatura de entrada del agua (max +20 °C) influye directamente sobre la cantidad de hielo producido. Es aconsejable utilizar un filtro



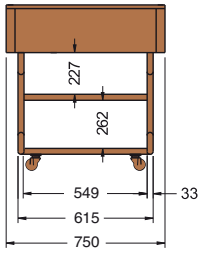
BAHIA 4

BAHIA 6

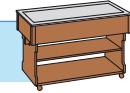
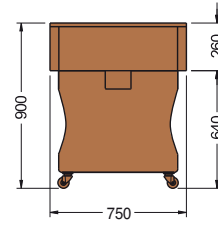
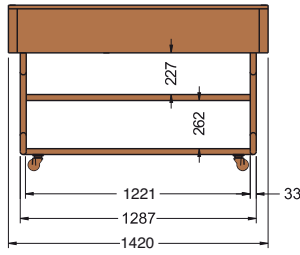




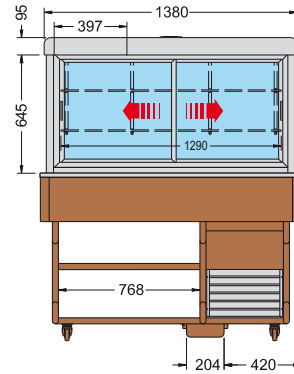
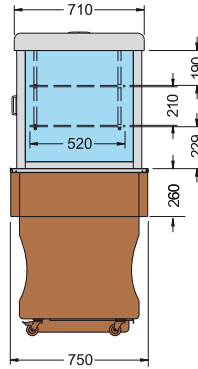
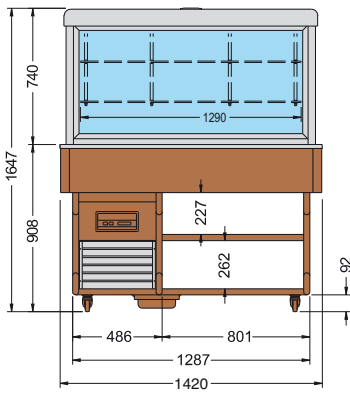
TAVOLO 750



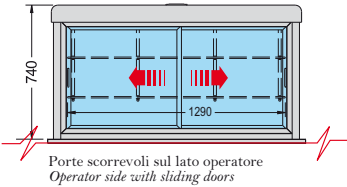
TAVOLO 1400



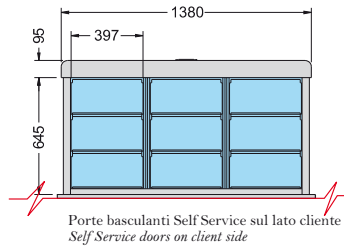
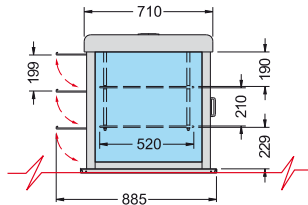
FLASH



OPTIONAL



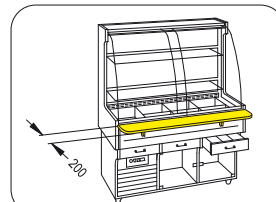
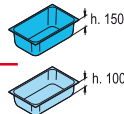
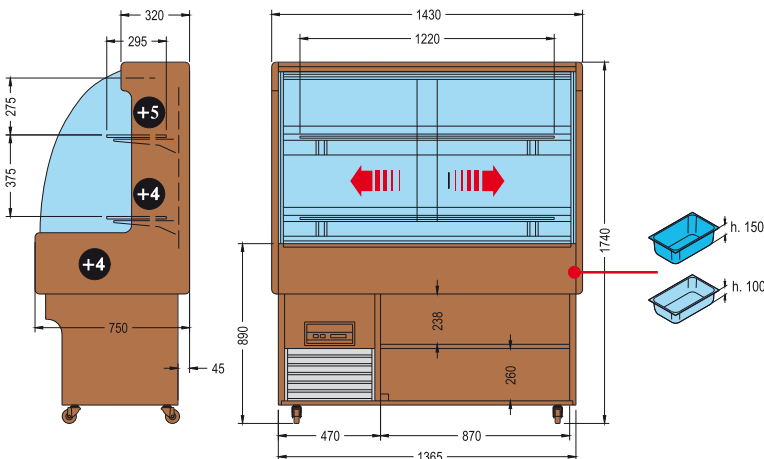
Porte scorrevoli sul lato operatore  
Operator side with sliding doors



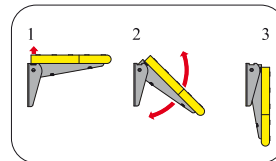
Porte basculanti Self Service sul lato cliente  
Self Service doors on client side



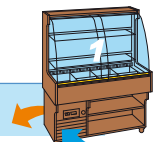
MONTERREY 4 ECOS



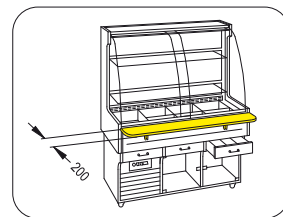
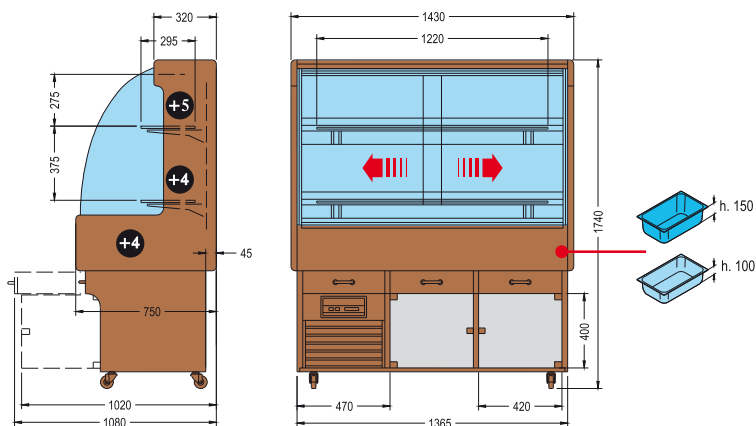
**ACCESSORI/  
ACCESSORIES:**  
Kit portapiatti  
(ingombro)  
Plates holder kit  
(overall dimensions)  
Kit porte-assiettes  
(encombement)  
Kit Tabletterutschen  
(Aussemass)  
Kit porta-platos  
(volumen)



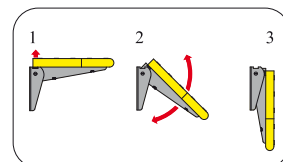
Mensole snodabili  
Articulated shelves  
Tablettes articulées  
Verstellbare Konsole  
Estantes articulables



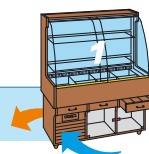
MONTERREY 4



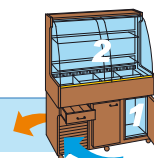
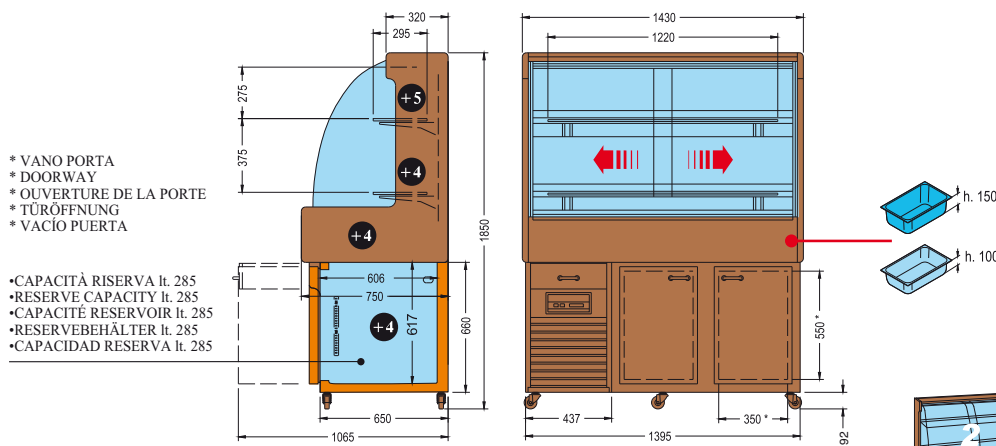
**ACCESSORI/ACCESSORIES:**  
 Kit portapiatti (ingombro)  
 Plates holder kit (overall dimensions)  
 Kit porte-assiettes (encombrement)  
 Kit Tableterutschen (Ausmass)  
 Kit porta-plates (volumen)



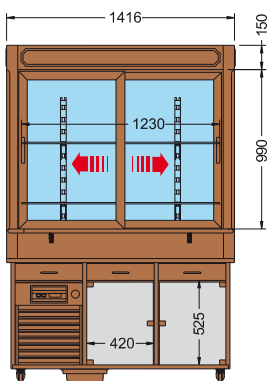
Mensole snodabili  
 Articulated shelves  
 Tablettes articulées  
 Verstellbare Konsole  
 Estantes articulables




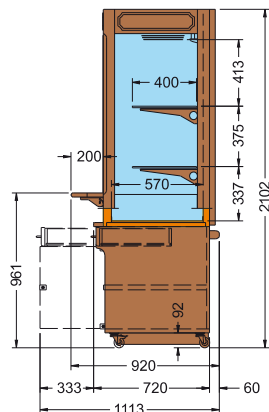
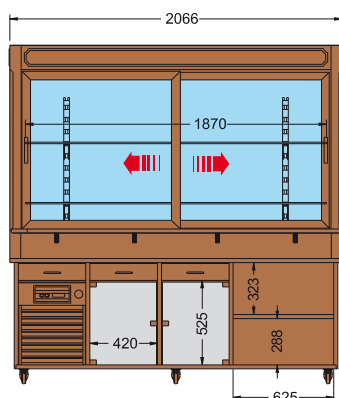
MONTERREY 4 STOCK



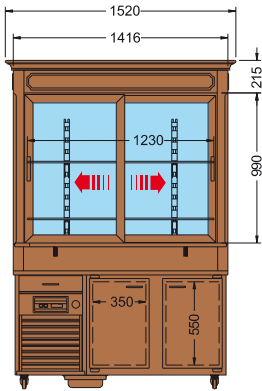
MONTANA 4



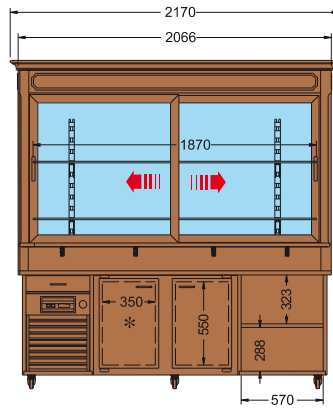
MONTANA 6



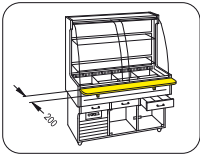
**BUFFET 4 STOCK**



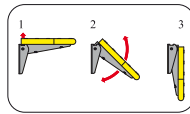
**BUFFET 6 STOCK**



\* VANO PORTA \* DOORWAY  
\* OUVERTURE DE LA PORTE  
\* TÜRÖFFNUNG \* VACÍO PUERTA

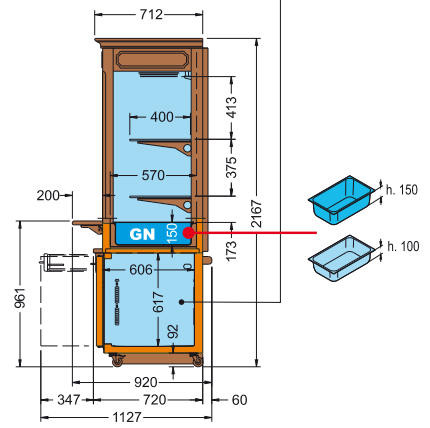


**ACCESSORI/ACCESSORIES:**  
Kit portapiatti (ingombro)  
Plates holder kit (overall dimensions)  
Kit porte-assiettes (encombrement)  
Kit Tabletterutschen (Ausssenmass)  
Kit porta-platos (volumen)

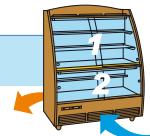
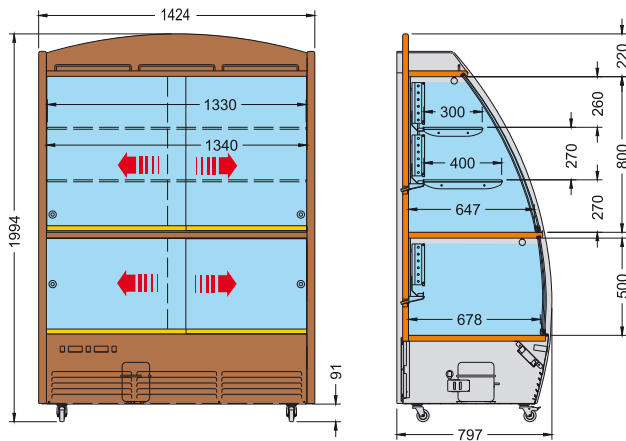


Mensole snodabili  
Articulated shelves  
Tablettes articulées  
Verstellbare Konsole  
Estantes articulables

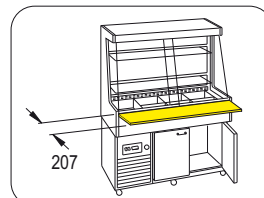
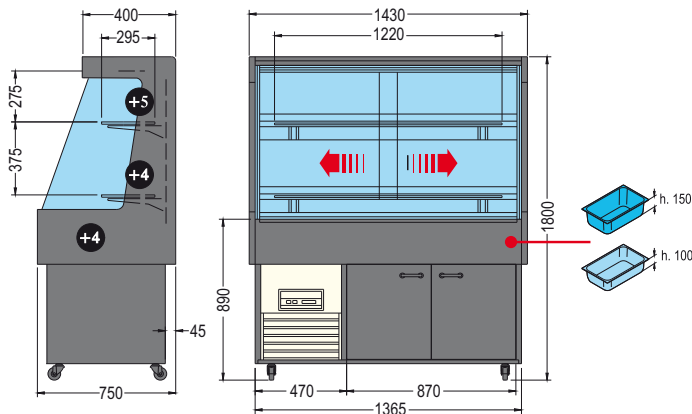
CAPACITÀ RISERVA lt. 285 / RESERVE CAPACITY lt. 285  
CAPACITÉ RESERVOIR lt. 285 / RESERVEBEHÄLTER lt. 285  
CAPACIDAD RESERVA lt. 285



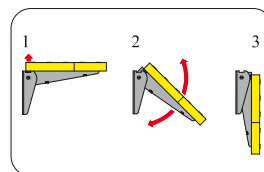
**BELLAVISTA**



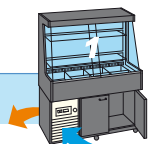
**CAMBUSA**



**ACCESSORI/ACCESSORIES:**  
Kit portapiatti (ingombro)  
Plates holder kit (overall dimensions)  
Kit porte-assiettes (encombrement)  
Kit Tabletterutschen (Ausssenmass)  
Kit porta-platos (volumen)

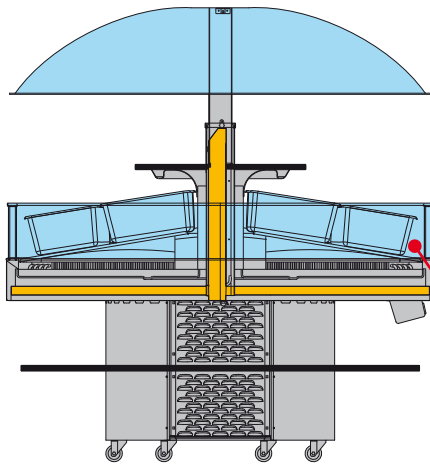


Mensole snodabili  
Articulated shelves  
Tablettes articulées  
Verstellbare Konsole  
Estantes articulables



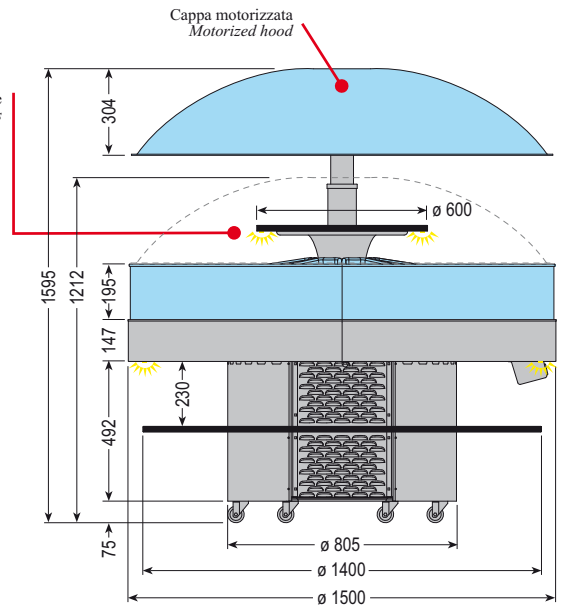
GIROTONDO

NEW

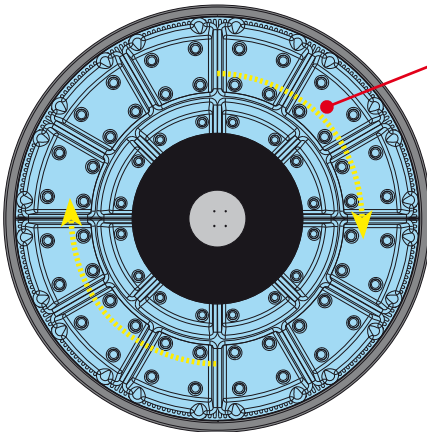


Parete e vaschette trasparenti  
Wall and basins transparent

LED di serie  
Standard LEDs

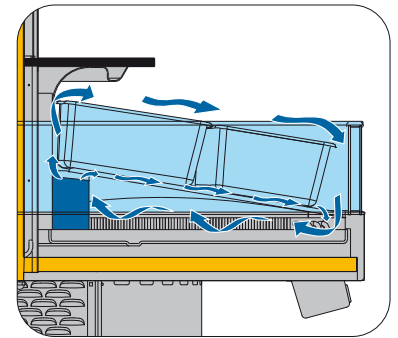
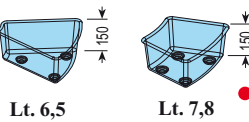
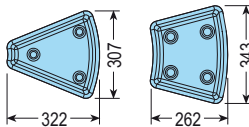


PIANO GASTRONOMIA



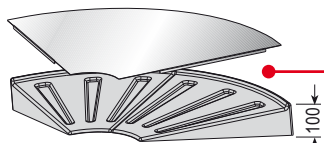
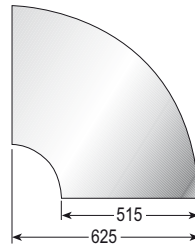
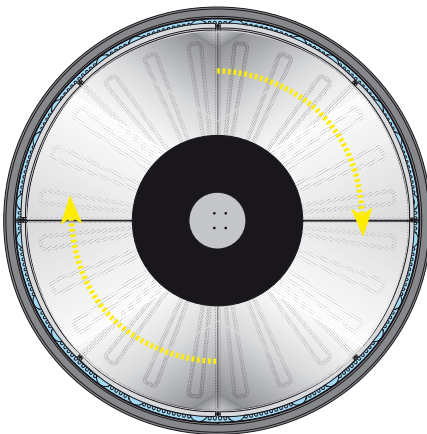
Piano espositivo refrigerato rotante  
Refrigerated rotating display plan

OPTIONAL:  
Rotazione  
Rotation

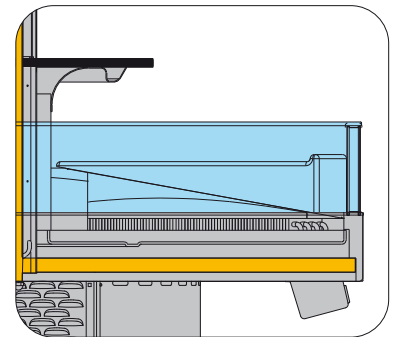


ACCESSORIO/ACCESSORY:  
KIT n° 20 bacinelle  
KIT No. 20 basins

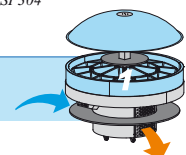
PIANO PASTICCERIA



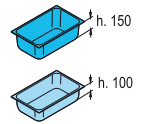
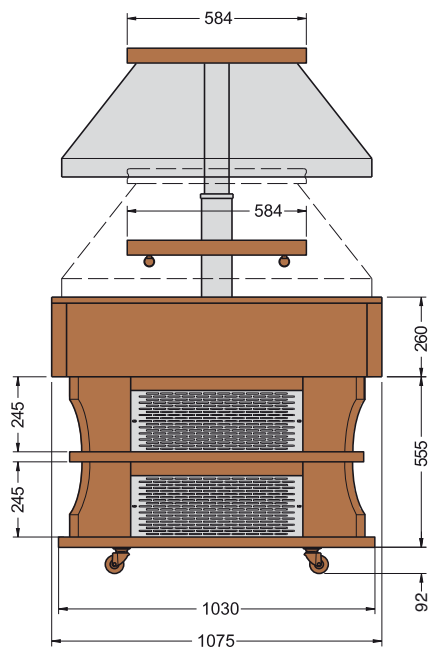
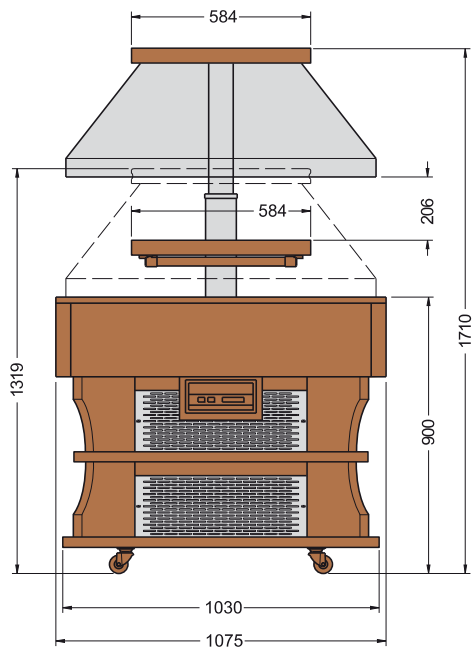
ACCESSORIO/ACCESSORY:  
KIT n° 8 pezzi in PST termoformato  
+ n° 4 pezzi di piano inox 304 a finitura  
lucida.  
KIT consisting of n°8 thermoformed  
PST pieces and n°4 polished AISI 304  
stainless steel top-pieces.



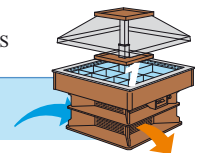
TOUCH SCREEN



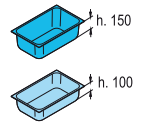
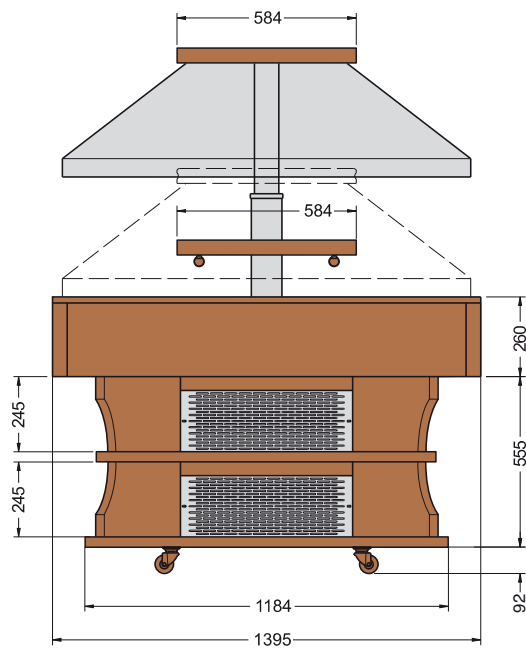
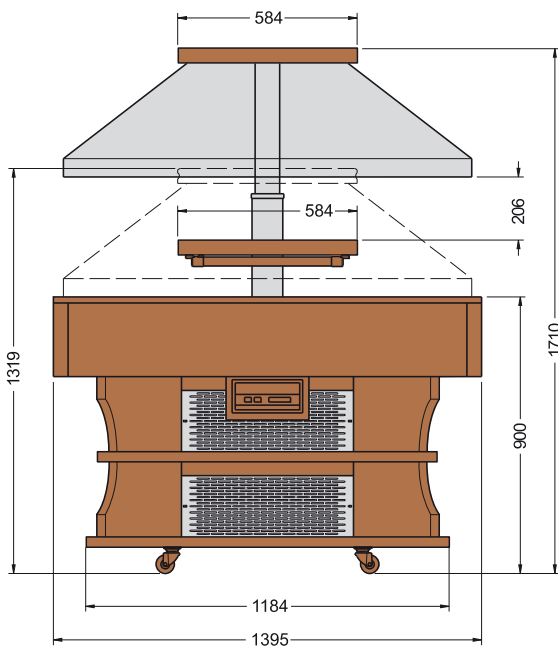
OASI 4 M



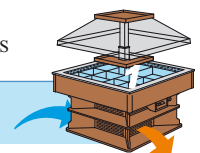
•AZIONAMENTO ELETTRICO CUPOLA IN PLEXIGLASS • ELECTRICAL OPERATION OF THE PLEXIGLASS COVER • FONCTIONNEMENT ÉLECTRIQUE DU COUVERCLE EN PLEXIGLASS • ANTRIEB DER PLEXIGLASS HAUBE • ELEVACION ELECTRICO CUPOLA DE PLEXIGLASS



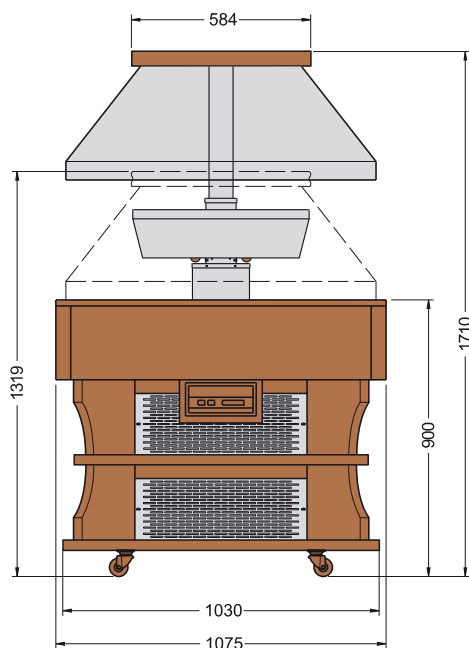
OASI 8 M



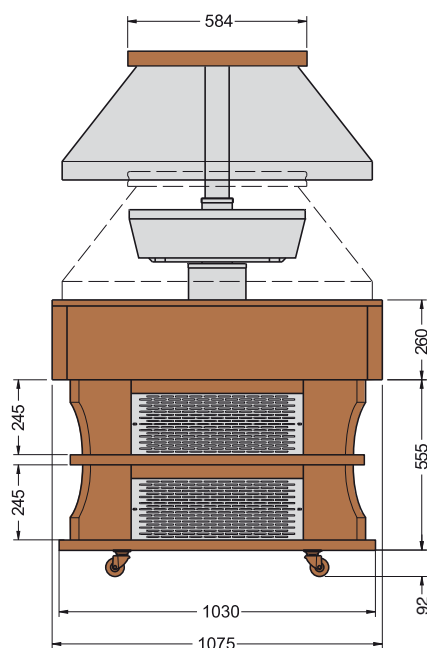
•AZIONAMENTO ELETTRICO CUPOLA IN PLEXIGLASS • ELECTRICAL OPERATION OF THE PLEXIGLASS COVER • FONCTIONNEMENT ÉLECTRIQUE DU COUVERCLE EN PLEXIGLASS • ANTRIEB DER PLEXIGLASS HAUBE • ELEVACION ELECTRICO CUPOLA DE PLEXIGLASS



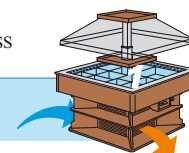
## OASI 4 M FISH



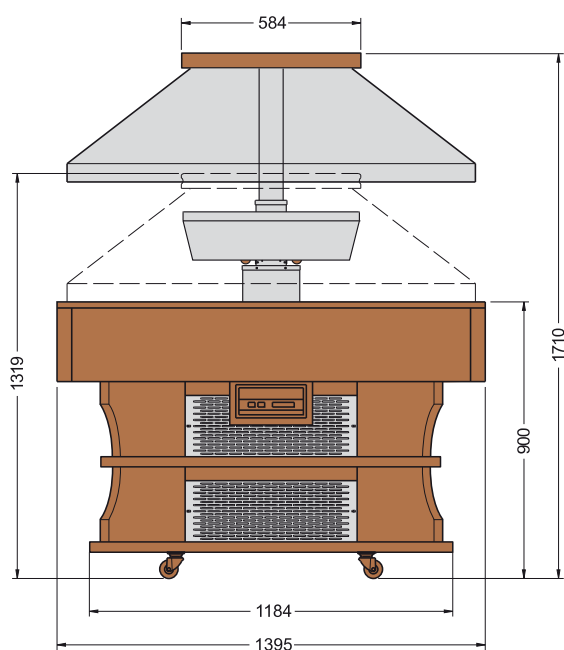
- ALTEZZA VASCA = 65 mm / • HEIGHT OF THE BASIN = 65 mm
- HAUTEUR DU BAC = 65 mm / • HÖHE DER WANNE = 65 mm
- ALTURA DA LA CUBA = 65 mm



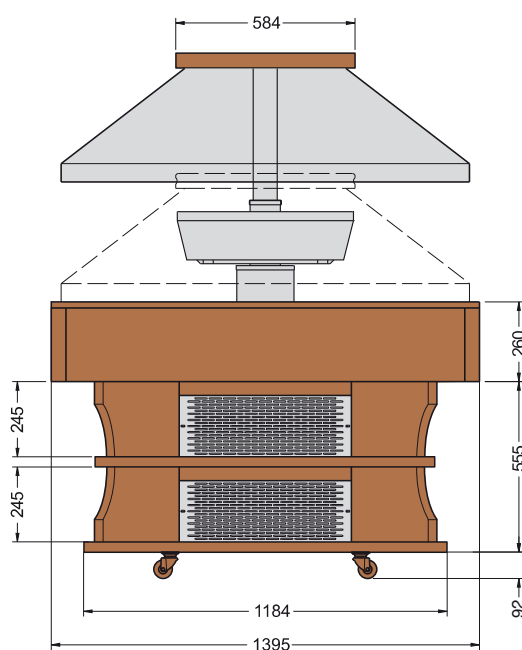
• AZIONAMENTO ELETTRICO CUPOLA IN PLEXIGLASS • ELECTRICAL OPERATION OF THE PLEXIGLASS COVER • FONCTIONNEMENT ÉLECTRIQUE DU COUVERCLE EN PLEXIGLASS • ANTRIEB DER PLEXIGLASS HAUBE • ELEVACION ELECTRICO CUPOLA DE PLEXIGLASS



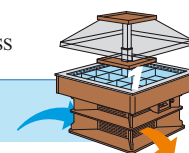
## OASI 8 M FISH



- ALTEZZA VASCA = 65 mm / • HEIGHT OF THE BASIN = 65 mm
- HAUTEUR DU BAC = 65 mm / • HÖHE DER WANNE = 65 mm
- ALTURA DA LA CUBA = 65 mm



• AZIONAMENTO ELETTRICO CUPOLA IN PLEXIGLASS • ELECTRICAL OPERATION OF THE PLEXIGLASS COVER • FONCTIONNEMENT ÉLECTRIQUE DU COUVERCLE EN PLEXIGLASS • ANTRIEB DER PLEXIGLASS HAUBE • ELEVACION ELECTRICO CUPOLA DE PLEXIGLASS



Esempi dell'uso del piano inox per pasticceria o piatti pronti  
*How to use stainless steel tray for pastry or ready-to-serve dishes*  
 Comme utiliser le plateau inox pour pâtisserie ou pour plats cuisinés  
*Wie benutzen das Tablett aus Nirostahl für Patisserie oder fertige Speisen*  
 Como utilizar la bandeja inox para pastelería o platos listos para llevar



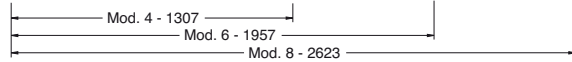
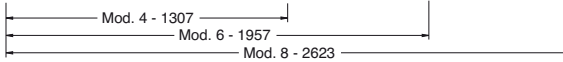
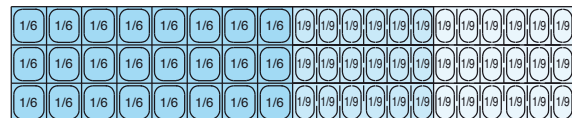
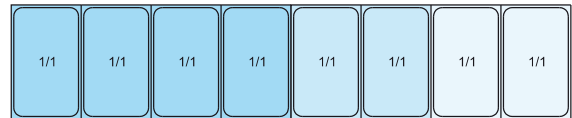
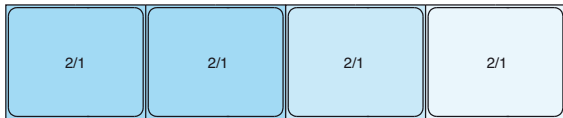
ISOLA 4 M - ISOLA 6 M  
 ISOLA 4 SS - ISOLA 6 SS  
 MULTISERVICE 4 - MULTISERVICE 6  
 MURALE 4 M - MURALE 6 M

GOURMET 4 M - GOURMET 6 M **+KIT GN**

ISOLA 4 M VT - ISOLA 6 M VT  
 ISOLA 4 VT INOX - ISOLA 6 VT INOX  
 ISOLA 8 M - ISOLA 8 VT INOX

BUFFET 4 STOCK - BUFFET 6 STOCK  
 MONTERREY 4 ECOS  
 MONTERREY 4  
 MONTERREY 4 STOCK

• BACINELLE GASTRONORM • GASTRONORM BASINS • CUVETTES GASTRONORM • SCHALEN GASTRONORM • CUBETAS GASTRONORM



• LE BACINELLE GN SONO FORNITE A RICHIESTA • GN BASINS ARE AVAILABLE ON REQUEST • LES BACS GN SONT FOURNIS SUR DEMANDE • DIE GN SCHALEN WERDEN AUF WUNSCH GELIEFERT • LAS CUBETAS GN SE ENTREGAN BAJO DEMANDA

**ISOLE STATICHE**

**ACCESSORIO/ACCESSORY:**

- VASSOIO UNICO PER PIATTI PRONTI E PASTICCERIA (FORNITO A RICHIESTA)
- TRAY FOR READY-TO-SERVE DISHES OR PASTRY (SUPPLIED ON REQUEST)
- PLATEAU POUR PLATS CUISINES OU PATISSERIE (FOURNI SUR DEMANDE)
- EIN EINZIGES TABLETT FÜR PATISSERIE ODER FERTIGE SPEISEN (LIEFERBAR AUF ANFRAGE)
- BANDEJA PARA PLATOS LISTOS O PARA PASTELERIAS PARA LLEVAR (BAJO DEMANDA)

- ALTEZZA VASCA = 140 mm
- HEIGHT OF THE BASIN = 140 mm
- HAUTEUR DU BAC = 140 mm
- HÖHE DER WANNE = 140 mm
- ALTURA DA LA CUBA = 140 mm

**ISOLE VENTILATE**

**ACCESSORIO/ACCESSORY:**

- Piano inox per piatti pronti e pasticceria (fornito a richiesta)
- Stainless steel tray for ready-to-serve dishes or pastry (supplied on request)
- Plateau inox pour plats cuisines ou patisserie (fourni sur demande)
- Tablett aus nirostahl für patisserie oder fertige speisen (lieferbar auf anfrage)
- Bandeja de acero inoxidable para platos listos o para pastelerias para llevar (bajo demanda)

- ALTEZZA VASCA = 100 mm
- HEIGHT OF THE BASIN = 100 mm
- HAUTEUR DU BAC = 100 mm
- HÖHE DER WANNE = 100 mm
- ALTURA DA LA CUBA = 100 mm

**ISOLE VT INOX**

**ACCESSORIO/ACCESSORY:**

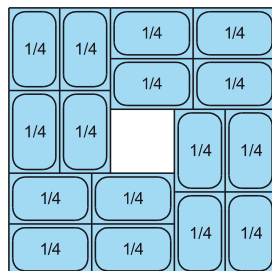
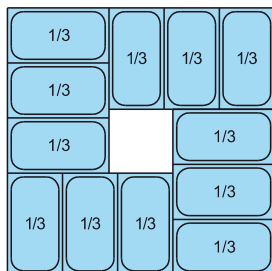
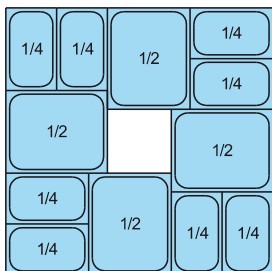
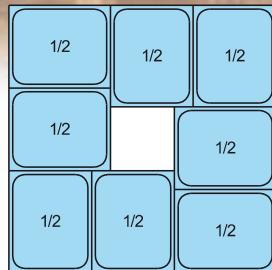
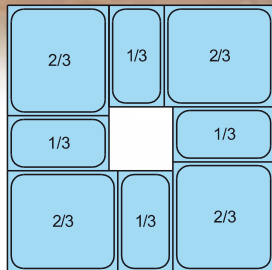
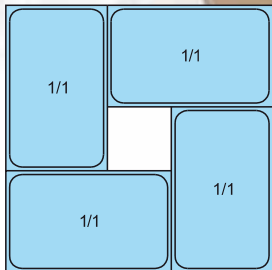
- Piano inox per piatti pronti e pasticceria (fornito a richiesta)
- Stainless steel tray for ready-to-serve dishes or pastry (supplied on request)
- Plateau inox pour plats cuisines ou patisserie (fourni sur demande)
- Tablett aus nirostahl für patisserie oder fertige speisen (lieferbar auf anfrage)
- Bandeja de acero inoxidable para platos listos o para pastelerias para llevar (bajo demanda)

- ALTEZZA VASCA = 92 / 137 / 182 mm
- HEIGHT OF THE BASIN = 92 / 137 / 182 mm
- HAUTEUR DU BAC = 92 / 137 / 182 mm
- HÖHE DER WANNE = 92 / 137 / 182 mm
- ALTURA DA LA CUBA = 92 / 137 / 182 mm

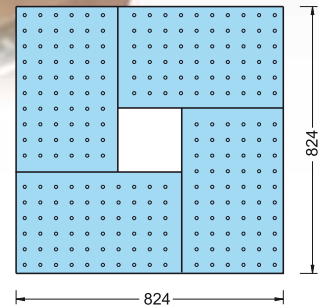


## OASI 4 M

• BACINELLE GASTRONORM • GASTRONORM BASINS • CUVETTES GASTRONORM • SCHALEN GASTRONORM • CUBETAS GASTRONORM



- LE VASCHE GASTRONORM SONO FORNITE A RICHIESTA
- GN BASINS ARE AVAILABLE ON REQUEST
- LES BACS GN SONT FOURNIS SUR DEMANDE
- DIE GN SCHALEN WERDEN AUF WUNSCH GELIEFERT
- LAS CUBETAS GN SE ENTREGAN BAJO DEMANDA


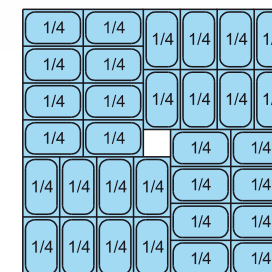
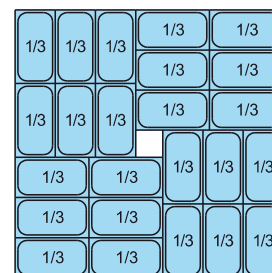
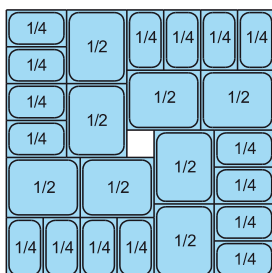
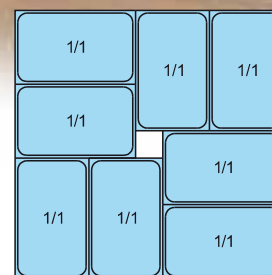
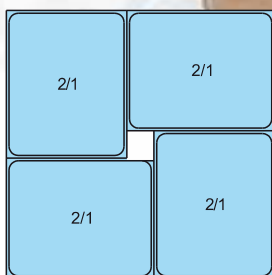


- VASSOIO UNICO PER PIATTI PRONTI E PASTICCERIA (FORNITO A RICHIESTA)
- TRAY FOR READY-TO-SERVE DISHES OR PASTRY (SUPPLIED ON REQUEST)
- PLATEAU POUR PLATS CUISINES OU PATISSERIE (FOURNI SUR DEMANDE)
- EIN EINZIGES TABLETT FÜR PATISSERIE ODER FERTIGE SPEISEN (LIEFERBAR AUF ANFRAGE)
- BANDEJA PARA PLATOS LISTOS O PARA PASTELERIAS PARA LLEVAR (BAJO DEMANDA)

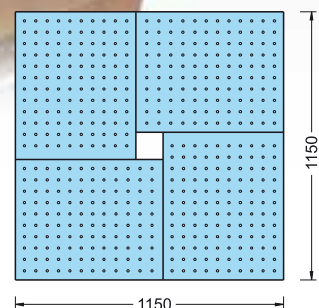
- ALTEZZA VASCA = 90 mm
- HEIGHT OF THE BASIN = 90 mm
- HAUTEUR DU BAC = 90 mm
- HÖHE DER WANNE = 90 mm
- ALTURA DA LA CUBA = 90 mm

## OASI 8 M

• BACINELLE GASTRONORM • GASTRONORM BASINS • CUVETTES GASTRONORM • SCHALEN GASTRONORM • CUBETAS GASTRONORM



- LE VASCHE GASTRONORM SONO FORNITE A RICHIESTA
- GN BASINS ARE AVAILABLE ON REQUEST
- LES BACS GN SONT FOURNIS SUR DEMANDE
- DIE GN SCHALEN WERDEN AUF WUNSCH GELIEFERT
- LAS CUBETAS GN SE ENTREGAN BAJO DEMANDA



- VASSOIO UNICO PER PIATTI PRONTI E PASTICCERIA (FORNITO A RICHIESTA)
- TRAY FOR READY-TO-SERVE DISHES OR PASTRY (SUPPLIED ON REQUEST)
- PLATEAU POUR PLATS CUISINES OU PATISSERIE (FOURNI SUR DEMANDE)
- EIN EINZIGES TABLETT FÜR PATISSERIE ODER FERTIGE SPEISEN (LIEFERBAR AUF ANFRAGE)
- BANDEJA PARA PLATOS LISTOS O PARA PASTELERIAS PARA LLEVAR (BAJO DEMANDA)

- ALTEZZA VASCA = 90 mm
- HEIGHT OF THE BASIN = 90 mm
- HAUTEUR DU BAC = 90 mm
- HÖHE DER WANNE = 90 mm
- ALTURA DA LA CUBA = 90 mm

PROXIMA 4 M VT

NEW

Doppia ventilazione:  
passaggio aria fredda, sopra e sotto le bacinelle

Double ventilation:  
refrigerated air passage, over and under food pans

**DI SERIE/STANDARD:**

Ruote girevoli con e senza freno, cromate inox  
Chrome stainless swivel castors with and without brake

Colori standard  
Standard colors

Colori optional  
Optional colors



COD. 92 COD. 94

RAL

		°C	mm. (LxPxH)	h. MAX. 150 mm. h. MIN. 65 mm.	Watt	H <sub>2</sub> O			Kg.	
NEW	Proxima 3 M VT	+4/+10	1114x742x1528	GN 1/4 - 1/3 - 1/2 - 1/1 1/6 - 1/9 - 2/1 - 2/3	720	AUT	230v/1/50Hz	R404a	134	di serie
NEW	Proxima 4 M VT	+4/+10	1414x742x1528	GN 1/4 - 1/3 - 1/2 - 1/1 1/6 - 1/9 - 2/1 - 2/3	720	AUT	230v/1/50Hz	R404a	158	di serie
NEW	Proxima 6 M VT	+4/+10	2054x742x1528	GN 1/4 - 1/3 - 1/2 - 1/1 1/6 - 1/9 - 2/1 - 2/3	810	AUT	230v/1/50Hz	R404a	187	di serie

Dati di collaudo • Test details • Détails d'essai • Prüfungsergebnisse • Datos de ensayo • MAX = (25°C - % U.R. 60)

Prezzi vedi LISTINO a pagina 111  
See PRICE LIST on page 111

PROXIMA 6 M



**DI SERIE/STANDARD:**

Ruote girevoli con e senza freno, cromate inox  
 Chrome stainless swivel castors with and without brake

Colori standard  
 Standard colors

Colori optional  
 Optional colors



		°C	mm. (LxPxH)	h. MAX. 150 mm. h. MIN. 100 mm.	Watt					Kg.		
Proxima 3 M		+4/+10	1114x742x1528	Gastronorm 1/4 - 1/3 - 1/2 - 1/1 1/6 - 1/9 - 2/1 - 2/3	720		230v/1/50Hz		R404a	134	-	di serie
Proxima 4 M		+4/+10	1414x742x1528	Gastronorm 1/4 - 1/3 - 1/2 - 1/1 1/6 - 1/9 - 2/1 - 2/3	720		230v/1/50Hz		R404a	158	-	di serie
Proxima 6 M		+4/+10	2054x742x1528	Gastronorm 1/4 - 1/3 - 1/2 - 1/1 1/6 - 1/9 - 2/1 - 2/3	810		230v/1/50Hz		R404a	187	-	di serie

Dati di collaudo • Test details • Détails d'essai • Prüfungsergebnisse • Datos de ensayo • MAX = (25°C - % U.R. 60)

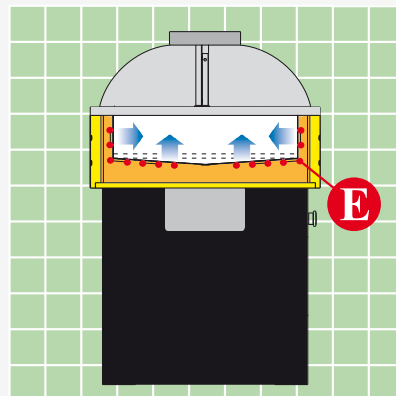
Prezzi vedi LISTINO a pagina 111  
 See PRICE LIST on page 111



SCENIC 6 M

**DI SERIE/STANDARD:**

Ruote girevoli con e senza freno, cromate inox  
*Chrome stainless swivel castors with and without brake*

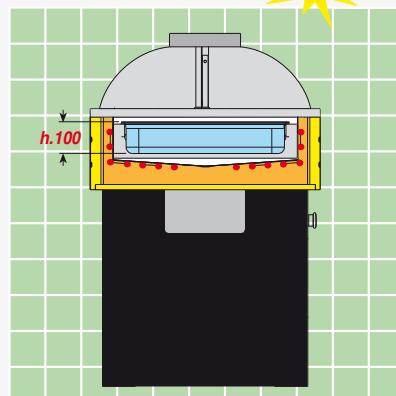


- E** • EVAPORATORE ANNEGATO NEL POLIURETANO DELLA VASCA  
 • EVAPORATOR SET IN THE POLYURETHAN OF THE TANK  
 • EVAPORATEUR INSÉRÉ DANS LE POLYURÉTHANE DU BAC  
 • VERDAMPFER IM POLYURETHAN DES BECKENS EINGESETZT  
 • EVAPORADOR ENCASTRADO EN EL POLIURETANO DE LA CUBA

Vasca in acciaio inox AISI 316 resistente alla corrosione salina • Salt-proof AISI 316 stainless steel basin • Cuve en acier inox AISI 316 résistante à la corrosion du sel • Edelstahl AISI 316 Wanne Salzkorrosion resistent. • Cuba en acero inox AISI 316 resistente a la corrosión salina

ACCESSORIO / ACCESSORY  
**SCENIC: KIT GN**

NEW



Kit per bacinelle GN - SOLO h. 100 mm.  
 GN basins kit - ONLY h. 100 mm.  
 Kit bacs GN - SEULEMENT h. 100 mm.  
 GN schalen Set - NUR h. 100 mm.  
 Kit cubetas GN - SOLO h. 100 mm.

Colori standard  
 Standard colors

Colori optional  
 Optional colors



		°C	mm. (LxPxH)	Uscita acqua Water outlet Sortie eau Wasseraustritt Salida agua	Piano refrigerato Refrigerated plate Tablette réfrigérée Gekühlte fläche Estante refrigerado	Watt	DEFROST				Kg.	
Scenic 3 M		-1/0	1114x742x1528	Ø mm. 20	mm. 982x587 h. 160	750		230v/1/50Hz		R404a	139	- di serie
Scenic 4 M		-1/0	1414x742x1528	Ø mm. 20	mm. 1307x587 h. 160	750		230v/1/50Hz		R404a	163	- di serie
Scenic 6 M		-1/0	2054x742x1528	Ø mm. 20	mm. 1957x587 h. 160	810		230v/1/50Hz		R404a	192	- di serie

Dati di collaudo • Test details • Détails d'essai • Prüfungsergebnisse • Datos de ensayo • MAX = (25°C - % U.R. 60)

Prezzi vedi LISTINO a pagina 111-112  
 See PRICE LIST on page 111-112



PROXIMA 3 M

PROXIMA 3 M VT **NEW**

SCENIC 3 M

PROXIMA 4 M

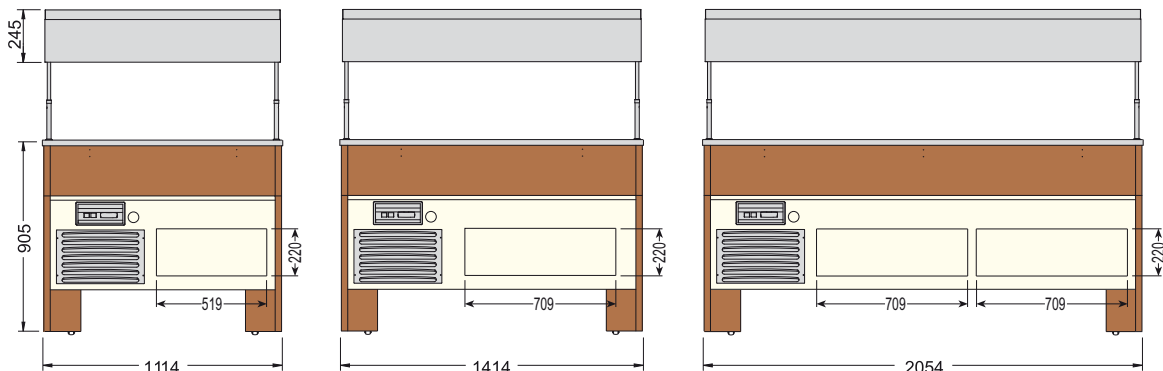
PROXIMA 4 M VT **NEW**

SCENIC 4 M

PROXIMA 6 M

PROXIMA 6 M VT **NEW**

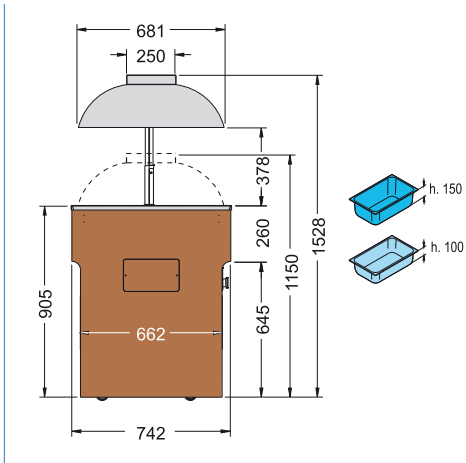
SCENIC 6 M



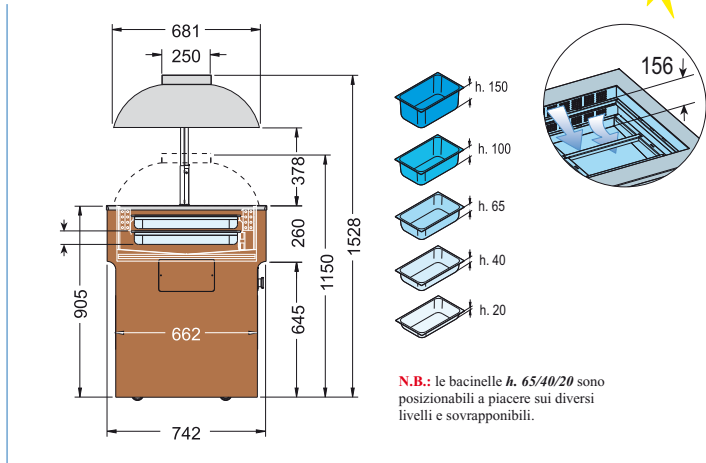
**PROXIMA**

**SCENIC**

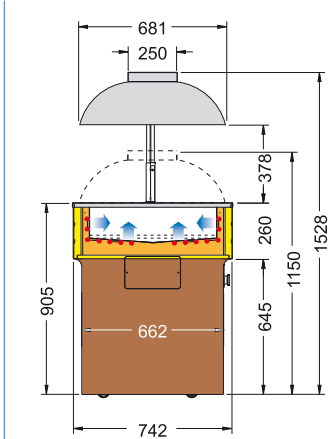
PROXIMA 3-4-6 M



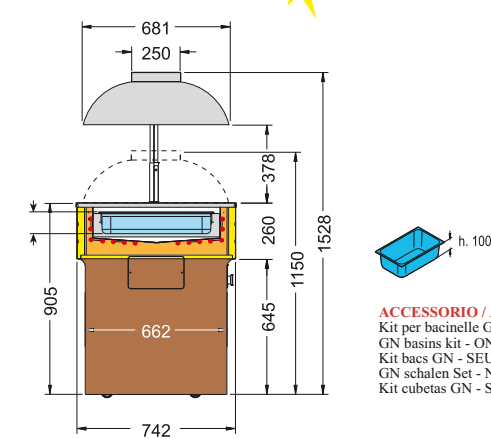
PROXIMA 3-4-6 M VT **NEW**



SCENIC 3-4-6 M



SCENIC: KIT GN **NEW**

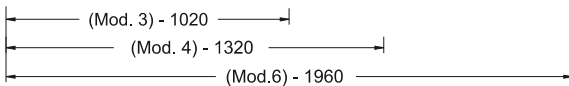
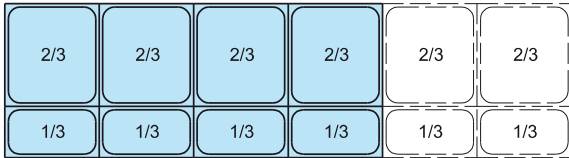
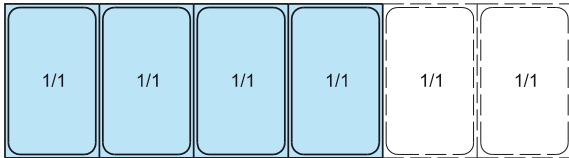
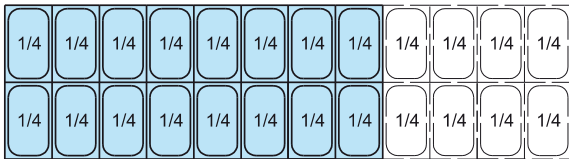
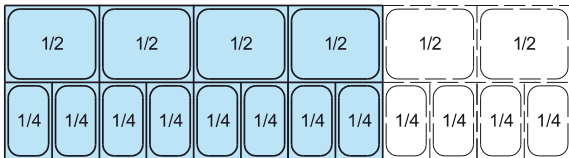
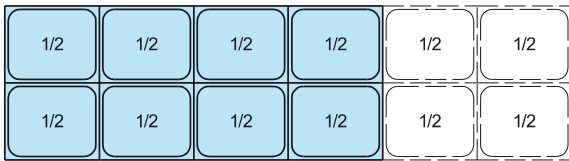
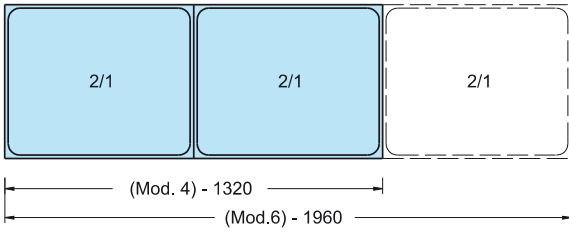


- AZIONAMENTO ELETTRICO CUPOLA IN PLEXIGLASS • ELECTRICAL OPERATION OF THE PLEXIGLASS COVER
- FONCTIONNEMENT ÉLECTRIQUE DU COUVERCLE EN PLEXIGLASS • ANTRIEB DER PLEXIGLASS HAUBE
- ELEVACION ELECTRICO CUPOLA DE PLEXIGLASS

PROXIMA 3 - 4 - 6 M

PROXIMA 3 - 4 - 6 M VT

SCENIC 4 - 6 M / KIT GN

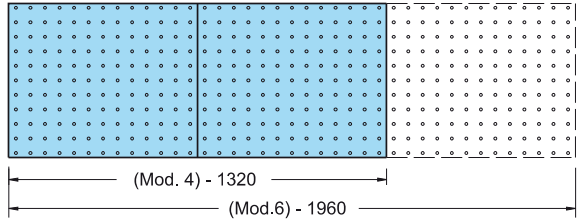
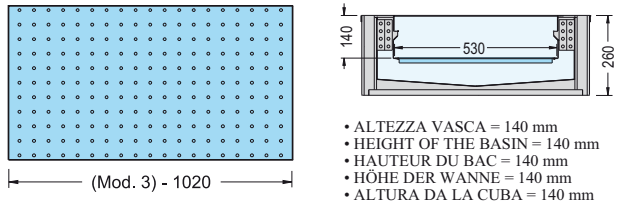


**ACCESSORIO/ACCESSORY:**

- LE VASCHETTE GN SONO FORNITE A RICHIESTA.
- GN BASINS ARE AVAILABLE ON REQUEST.
- LES BACS GN SONT FOURNIS SUR DEMANDE.
- DIE GN SCHALEN WERDEN AUF WUNSCH GELIEFERT.
- LAS CUBETAS GN SE ENTREGAN BAJO DEMANDA.



PROXIMA 3 - 4 - 6 M

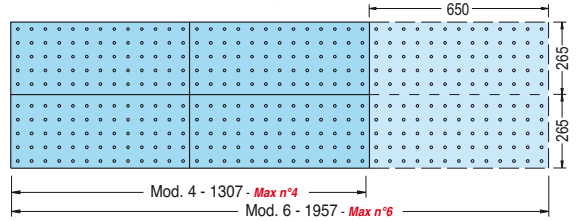
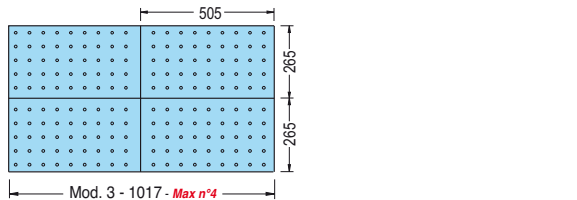


**ACCESSORIO/ACCESSORY:**

- Piano inox per piatti pronti e pasticceria (fornito a richiesta)
- Stainless steel tray for ready-to-serve dishes or pastry (supplied on request)
- Plateau inox pour plats cuisines ou patisserie (fourni sur demande)
- Tablett aus nirostahl für patisserie oder fertige speisen (lieferbar auf anfrage)
- Bandeja de acero inoxidable para platos listos o para pastelerias para llevar (bajo demanda)

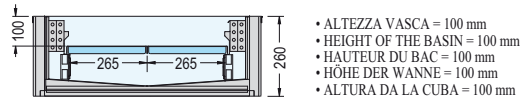


PROXIMA 3 - 4 - 6 M VT

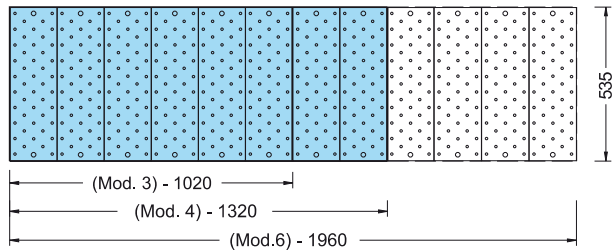


**ACCESSORIO/ACCESSORY:**

- Piano inox per piatti pronti e pasticceria (fornito a richiesta)
- Stainless steel tray for ready-to-serve dishes or pastry (supplied on request)
- Plateau inox pour plats cuisines ou patisserie (fourni sur demande)
- Tablett aus nirostahl für patisserie oder fertige speisen (lieferbar auf anfrage)
- Bandeja de acero inoxidable para platos listos o para pastelerias para llevar (bajo demanda)



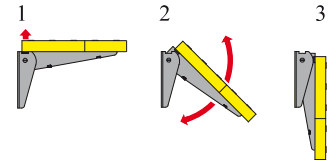
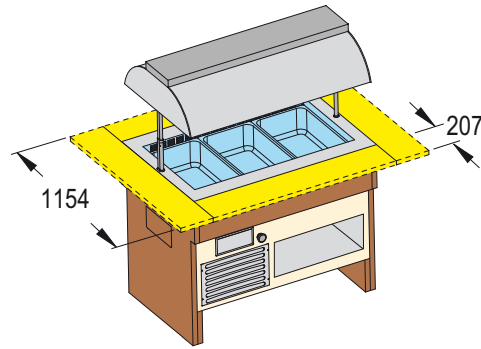
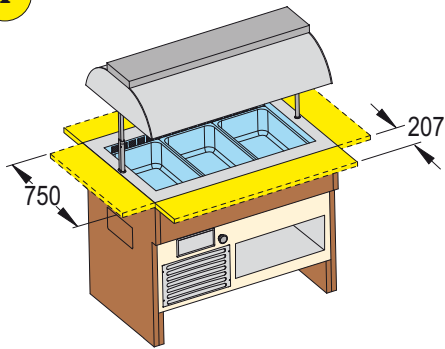
SCENIC 3 - 4 - 6 M



- ALTEZZA VASCA = 140 mm
- HEIGHT OF THE BASIN = 140 mm
- HAUTEUR DU BAC = 140 mm
- HÖHE DER WANNE = 140 mm
- ALTURA DA LA CUBA = 140 mm

**ACCESSORIO/ACCESSORY:**

- VASCA IN ACCIAIO INOX AISI 316 RESISTENTE ALLA CORROSIONE SALINA
- SALT-PROOF AISI 316 STAINLESS STEEL BASIN
- CUVE EN ACIER INOX AISI 316 RÉSISTANT À LA CORROSION DU SEL
- EDELSTAHL AISI 316 WANNE SALZKORROSION RESISTENT
- CUBA EN ACERO INOX AISI 316 RESISTENTE A LA CORROSIÓN SALINA

**ACCESSORI/ACCESSORIES:****1****1****Kit portapiatti / Plates holder kit / Kit porte-assiettes / Kit Tableterutschen / Kit porta-platos****MAX: N° 4 Mensole snodabili / N° 4 Articulated shelves / N° 4 Tablettes articulées / N° 4 Verstellbare Konsole / N° 4 Estantes articulables**


ACERO (COD. 94)



WENGE (COD. 92)







HOT GN 2/1



DRY-GN 2/1



BAIN-MARIE GN 2/1



## ISOLA 6 INOX BM

Vasca e struttura esterna  
in acciaio inox AISI 304  
*Tank and external structure  
in AISI 304 stainless steel*



**ACCESSORIO:**  
Mensole portapiatti snodabili  
**ACCESSORIE:**  
*Tipping plate-holder shelves*



**ACCESSORI:**  
Mensole portapiatti snodabili  
**ACCESSORIES:**  
*Tipping plate-holder shelves*

	°C	mm. (LxPxH)	<b>SOLO h. 150 mm. ONLY h. 150 mm.</b>	Watt	Watt	Watt		Kg.	
Isola 4 BM Inox	+30/+90	1505x750x1520	Gastronorm 1/4 - 1/3 - 1/2 2/3 - 1/1 - 2/1	2400	900	3300	230v/1/50Hz	112	di serie
Isola 6 BM Inox	+30/+90	2180x750x1530	Gastronorm 1/4 - 1/3 - 1/2 2/3 - 1/1 - 2/1	3600	1200	4800	400v/3/50Hz	121	di serie



Prezzi vedi LISTINO a pagina 120  
See PRICE LIST on page 120

**Cosa c'è di nuovo? What's new?**

**NEW**

**OPTIONAL:**

Carico e scarico automatico dell'acqua  
*Automatic water loading and discharge*  
Chargement et déchargement automatique de l'eau  
*Automatische Wasserbelastung und Entlastung*  
Carga y escape automatico de agua



Lampade riscaldanti a raggi infrarossi  
*Warming infra-red rays lamps*



Colori standard  
*Standard colors*



COD. 08



Ruote girevoli cromate inox  
*Chrome stainless swivel wheels*



## ISOLA 4 M BAIN-MARIE

**Cosa c'è di nuovo? What's new?**

**NEW**

**OPTIONAL:**

Carico e scarico automatico dell'acqua  
*Automatic water loading and discharge*  
 Chargement et déchargement automatique de l'eau  
*Automatische Wasserbelastung und Entlastung*  
 Carga y escape automatico de agua

**KIT (Accessori - Accessories)**



**Accessori  
 Accessories**

- PORTE SCORREVOLI IN VETRO FUMÉ
- *SMOKY GLASS SLIDING DOORS*
- PORTES COULISSANTES EN VERRE FUMÉ
- *GLASS FUMÉ SCHIEBETÜREN*
- PUERTAS CORREDIZAS DE VIDRIO FUMÉ

**Colori standard  
 Standard colors**



**Colori optional  
 Optional colors**



		°C	mm. (LxPxH)	SOLO h. 150 mm. ONLY h. 150 mm.	Watt	Watt	Watt	Watt	Kg.	
Isola 4 M Bain-Marie	☹☹☹	+30/+90	1420x750x1524	Gastronorm 1/4 - 1/3 - 1/2 2/3 - 1/1 - 2/1	2400 (4x600)	900 (3x300)	3500	230v/1/50Hz	112	di serie
Isola 6 M Bain-Marie	☹☹☹	+30/+90	2060x750x1524	Gastronorm 1/4 - 1/3 - 1/2 2/3 - 1/1 - 2/1	3000 (5x600)	1200 (4x300)	4400	400v/3/50Hz	121	di serie



Prezzi vedi LISTINO a pagina 120  
 See PRICE LIST on page 120



## ISOLA 4 M DRY

## KIT (Accessori - Accessories)

Colori standard  
Standard colors

COD. 04 COD. 05 COD. 07

Colori optional  
Optional colors

RAL COD. 70

		°C	mm. (LxPxH)	h. MAX 150 mm.	Watt	Watt	Watt		Kg.	
					Potenza resistenza vasca Basins heating elements power Puissance des resistances de la cuve Leistung der wanne-heizkörper Potencia resistencias cuba	Potenza lampade riscaldanti Warming lamps power Puissance des lampes chauffantes Leistung heizungslampen Potencia de las lamparas calentadoras	Potenza totale Total power Puissance totale Gesamte leistung Potencia total			
Isola 4 M Dry		+30/+70	1420x750x1524	Gastronorm 1/4 - 1/3 - 1/2 2/3 - 1/1 - 2/1	1400 (2x700)	900 (3x300)	2500	230v/1/50Hz	77	di serie
Isola 6 M Dry		+30/+70	2060x750x1524	Gastronorm 1/4 - 1/3 - 1/2 2/3 - 1/1 - 2/1	2100 (3x700)	1200 (4x300)	3500	400v/3/50Hz	106	di serie



Prezzi vedi LISTINO a pagina 120  
See PRICE LIST on page 120



Accessori / Accessories

- PORTE SCORREVOLI IN VETRO FUMÉ
- *SMOKY GLASS SLIDING DOORS*
- PORTES COULISSANTES EN VERRE FUMÉ
- *GLASS FUMÉ SCHIEBETÜREN*
- PUERTAS CORREDIZAS DE VIDRIO FUMÉ



## ISOLA 4 M HOT



Piastre in vetroceramica  
Glass-ceramic plates  
Plaques en ceramique de verre  
Platten aus glaskeramik  
Placas en vidrio-ceramica

ISOLA 4 M HOT: N° 2 mm 530x650

ISOLA 6 M HOT: N° 3 mm 530x650

## KIT (Accessori - Accessories)

Accessori  
Accessories

- PORTE SCORREVOLI IN VETRO FUMÉ
- *SMOKY GLASS SLIDING DOORS*
- PORTES COULISSANTES EN VERRE FUMÉ
- *GLASS FUMÉ SCHIEBETÜREN*
- PUERTAS CORREDIZAS DE VIDRIO FUMÉ

Colori standard  
Standard colorsColori optional  
Optional colors

		°C	mm. (LxPxH)	h. MIN 20 mm. h. MAX 65 mm.	Watt	Watt	Watt	Watt	⚡	Kg.	💡
					Potenza piastre in vetroceramica Glass-ceramic plates power Puisance des plaques en ceramique de verre Leistung der platten aus glaskeramik Potencia placas en vidrio-ceramica	Potenza lampade riscaldanti Warming lamps power Puisance des lampes chauffantes Leistung heizungslampen Potencia de las lamparas calentadoras	Potenza totale Total power Puisance totale Gesamte leistung Potencia total				
Isola 4 M Hot		+30/+120	1420x750x1524	Gastronom 1/4-1/3-1/2 2/3-1/1-2/1	1200	900 (3x300)	2300	230v/1/50Hz	77	di serie	
Isola 6 M Hot		+30/+120	2060x750x1524	Gastronom 1/4-1/3-1/2 2/3-1/1-2/1	1800	1200 (4x300)	3200	230v/1/50Hz	101	di serie	



Prezzi vedi LISTINO a pagina 120  
See PRICE LIST on page 120





## MULTISERVICE 4 BAIN-MARIE

KIT  
(Accessorio - Accessory)

CHIUSURA CON SCORREVOLI IN PLEXIGLASS  
SLIDING CLOSING PANELS MADE OF PLEXIGLAS  
FERMETURE AVEC PORTES COULISSANTES EN PLEXIGLAS  
GLEITVERSCHLUSS AUS PLEXIGLAS  
CIERRE CON PUERTAS CORREDIZAS EN PLEXIGLÁS



**Cosa c'è di nuovo? What's new?**

**OPTIONAL:**

Carico e scarico automatico dell'acqua / Automatic water loading and discharge / Chargement et déchargement automatique de l'eau / Automatische Wasserbelastung und Entlastung / Carga y escape automático de agua

Colori standard  
Standard colors



COD. 04 COD. 05 COD. 07

Colori optional  
Optional colors



RAL COD. 70

		°C	mm. (LxPxH)	SOLO h. 150 mm. ONLY h. 150 mm.	Potenza resistenze bagno maria "Bain-marie" heating elements power Puissance des resistances "bain-marie" Leistung der wasserbadheizkörper Potencia resistencias baño maria	Potenza lampade riscaldanti Warming lamps power Puissance des lampes chauffantes Leistung heizungslampen Potencia de las lamparas calentadoras	Potenza totale Total power Puissance totale Gesamte leistung Potencia total		Kg.	
Multiservice 4 Bain-Marie		+30/+90	1420x750x1348	Gastronom 1/4-1/3-1/2 2/3-1/1-2/1	2400 (4x600)	200 (2x100)	3100	230v/1/50Hz	129	di serie
Multiservice 6 Bain-Marie		+30/+90	2060x750x1348	Gastronom 1/4-1/3-1/2 2/3-1/1-2/1	3000 (5x600)	300 (3x100)	3300	400v/3/50Hz	134	di serie

Prezzi vedi LISTINO a pagina 120  
See PRICE LIST on page 120

MULTISERVICE 4 HOT

CHIUSURA CON SCORREVOLI IN PLEXIGLASS  
 SLIDING CLOSING PANELS MADE OF PLEXIGLAS  
 FERMETURE AVEC PORTES COULISSANTES EN PLEXIGLAS  
 GLEITVERSCHLUSS AUS PLEXIGLAS  
 CIERRE CON PUERTAS CORREDIZAS EN PLEXIGLÁS



Piastre in vetroceramica / Glass-ceramic plates /  
 Plaques en ceramique de verre / Platten aus glaskeramik /  
 Placas en vidrio-ceramica

N° 2 mm 530x650

Colori standard Standard colors			Colori optional Optional colors	
COD. 04	COD. 05	COD. 07	RAL	COD. 70

	°C	mm. (LxPxH)	<b>h. MIN 20 mm.</b> <b>h. MAX 65 mm.</b>	Watt	Potenza piastre in vetroceramica Glass-ceramic plates power Puisance des plaques en ceramique de verre Leistung der platten aus glaskeramik Potencia placas en vidrio-ceramica	Watt	Potenza lampade riscaldanti Warming lamps power Puisance des lampes chauffantes Leistung heizungs Lampen Potencia de las lamparas calentadoras	Watt	Potenza totale Total power Puisance totale Gesamte leistung Potencia total	Kg.	
Multiservice 4 Hot	+30/+120	1420x750x1348	Gastronorm 1/4 - 1/3 - 1/2 2/3 - 1/1 - 2/1	2300	900 (3x300)	3200	230v/1/50Hz	129	di serie		

Prezzi vedi LISTINO a pagina 121  
 See PRICE LIST on page 121



**Cosa c'è di nuovo? What's new?**

**NEW**

**OPTIONAL:**













Carico e scarico automatico dell'acqua  
*Automatic water loading and discharge*  
 Chargement et déchargement automatique de l'eau  
*Automatische Wasserbelastung und Entlastung*  
 Carga y escape automático de agua



MURALE 4 M  
BAIN-MARIE

KIT (Accessorio - Accessory)



	 °C	 mm. (LxPxH)	 <b>SOLO h. 150 mm. ONLY h. 150 mm.</b>	 Watt	 Watt	 Watt		 Kg.	
<b>Murale 4 M Bain-Marie</b>	 +30/+90	1420x750x1524	Gastronom 1/4 - 1/3 - 1/2 2/3 - 1/1 - 2/1	2400 (4x600)	900 (3x300)	3500	230v/1/50Hz	123	di serie
<b>Murale 6 M Bain-Marie</b>	 +30/+90	2060x750x1524	Gastronom 1/4 - 1/3 - 1/2 2/3 - 1/1 - 2/1	3000 (5x600)	1200 (4x300)	4400	400v/3/50Hz	145	di serie

Prezzi vedi LISTINO a pagina 121  
 See PRICE LIST on page 121



Colori standard  
Standard colors



Colori optional  
Optional colors

















MURALE 4 M DRY



KIT (Accessorio - Accessory)



	 °C	 mm. (LxPxH)	 <b>h. MAX 150 mm.</b>	 Watt Potenza resistenza vasca Basins heating elements power Puissance des resistances de la cuve Leistung der warme-Heizkörper Potencia resistencias cuba	 Watt Potenza lampade riscaldanti Warming lamps power Puissance des lampes chauffantes Leistung heizungslampen Potencia de las lampas calentadoras	 Watt Potenza totale Total power Puissance totale Gesamte Leistung Potencia total		 Kg.	
Murale 4 M Dry	 +30/+70	1420x750x1524	Gastronorm 1/4 - 1/3 - 1/2 2/3 - 1/1 - 2/1	1400 (4x350)	900 (3x300)	2500	230v/1/50Hz	130	di serie
Murale 6 M Dry	 +30/+70	2060x750x1524	Gastronorm 1/4 - 1/3 - 1/2 2/3 - 1/1 - 2/1	2100 (3x700)	1200 (4x300)	3500	400v/3/50Hz	145	di serie



Prezzi vedi LISTINO a pagina 121  
See PRICE LIST on page 121



Colori standard

Standard colors



COD. 04



COD. 05



COD. 07

Colori optional

Optional colors



RAL



COD. 70



## OASI 4 M BAIN MARIE

NEW



Cosa c'è di nuovo? What's new?

NEW

**OPTIONAL:**  
 Carico e scarico automatico dell'acqua  
*Automatic water loading and discharge*  
 Chargement et déchargement automatique de l'eau  
*Automatische Wasserbelastung und Entlastung*  
 Carga y escape automatico de agua



KIT  
 (Accessori - Accessories)

Colori standard  
 Standard colors



Colori optional  
 Optional colors



	°C	mm. (LxPxH)	SOLO h. 150 mm. ONLY h. 150 mm.	Watt	Watt	Watt		Kg.	
<b>Oasi 4 M Bain-Marie</b>	+30/+90	1075x1075x1710	Gastronorm 1/4 - 1/3 - 1/2 2/3 - 1/1 - 2/1	2400 (4x600)	1200 (4x300)	3600	400v/3/50Hz	125	di serie
<b>Oasi 8 M Bain-Marie</b>	+30/+90	1400x1400x1710	Gastronorm 1/4 - 1/3 - 1/2 2/3 - 1/1 - 2/1	3600 (6x600)	1200 (4x300)	4950	400v/3/50Hz	166	di serie

Prezzi vedi LISTINO a pagina 121  
 See PRICE LIST on page 121



OASI 8 M BAIN MARIE



## OASI 8 M DRY











## KIT (Accessori - Accessories)

Colori standard  
Standard colors

COD. 04 COD. 05 COD. 07

Colori optional  
Optional colors

RAL COD. 70

									
	°C	mm. (LxPxH)	<b>h. MAX 150 mm.</b>	Watt	Watt	Watt		Kg.	
Oasi 8 M Dry	+30/+70	1400x1400x1710	Gastronorm 1/4 - 1/3 - 1/2 2/3 - 1/1 - 2/1	2800 (4x700)	1200 (4x300)	4150	400v/3/50Hz	161	di serie



Prezzi vedi LISTINO a pagina 121  
See PRICE LIST on page 121



OASI 8 M HOT



KIT  
(Accessori - Accessories)

Colori standard  
Standard colors



COD. 04 COD. 05 COD. 07

Colori optional  
Optional colors



RAL COD. 70

Oasi 8 M Hot	+30/+120	mm. (LxPxH) 1400x1400x1710	<b>h. MIN 20 mm.</b> <b>h. MAX 65 mm.</b> Gastronorm 1/4 - 1/3 - 1/2 2/3 - 1/1 - 2/1	Watt 2400	Watt 2450	(LxP) n. 4 530x650	230v/1/50Hz	Kg. 112	di serie



Prezzi vedi LISTINO a pagina 121  
See PRICE LIST on page 121

ISOLA 4 M BAIN-MARIE

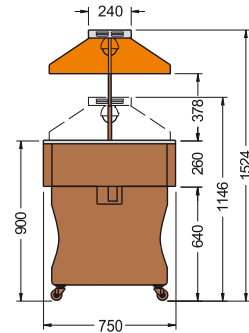
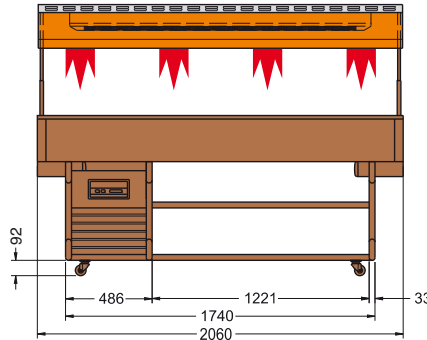
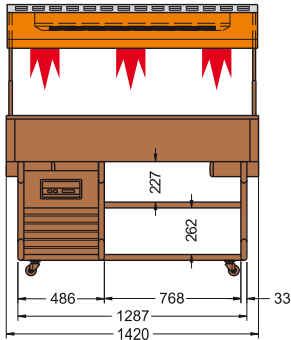
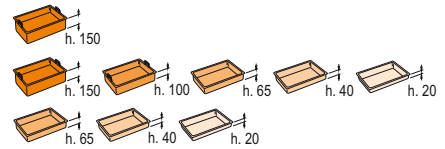
ISOLA 4 M DRY

ISOLA 4 M HOT

ISOLA 6 M BAIN-MARIE

ISOLA 6 M DRY

ISOLA 6 M HOT




BAIN-MARIE



DRY



HOT

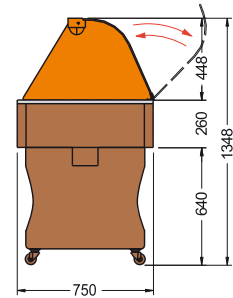
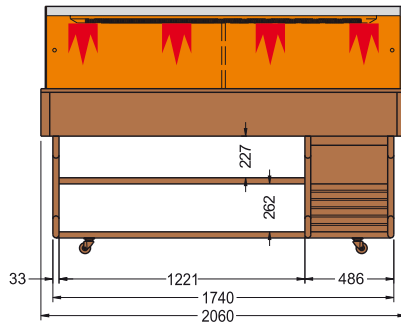
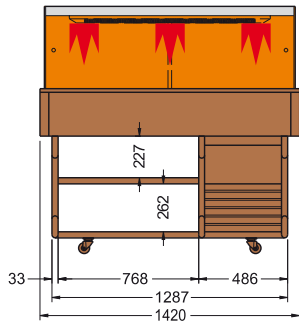
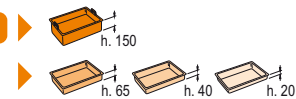


• AZIONAMENTO ELETTRICO CUPOLA IN PLEXIGLASS • ELECTRICAL OPERATION OF THE PLEXIGLASS COVER • FONCTIONNEMENT ÉLECTRIQUE DU COUVERCLE EN PLEXIGLASS • ANTRIEB DER PLEXIGLASS HAUBE • ELEVACION ELECTRICO CUPOLA DE PLEXIGLASS

MULTISERVICE 4 BAIN-MARIE

MULTISERVICE 4 HOT

MULTISERVICE 6 BAIN-MARIE



BAIN-MARIE



HOT

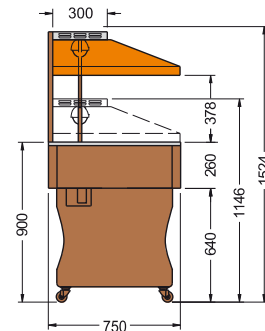
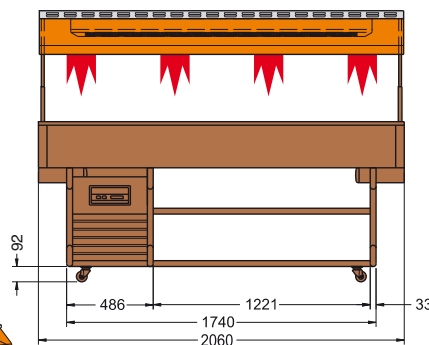
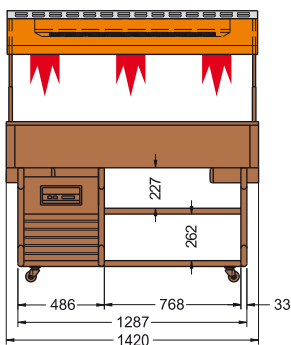
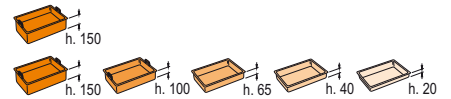


MURALE 4 M BAIN-MARIE

MURALE 4 M DRY

MURALE 6 M BAIN-MARIE

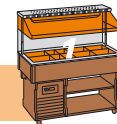
MURALE 6 M DRY



BAIN-MARIE



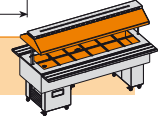
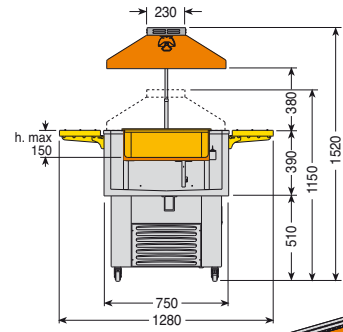
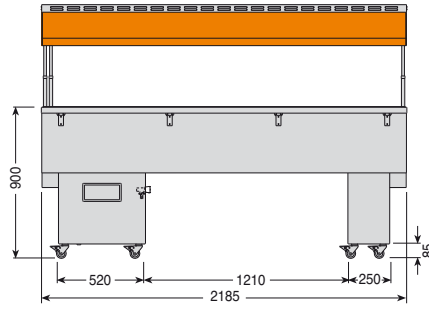
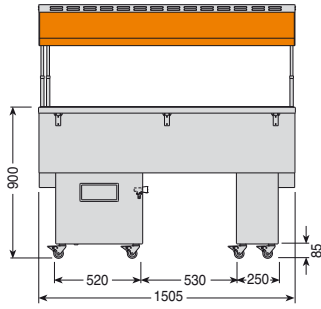
DRY



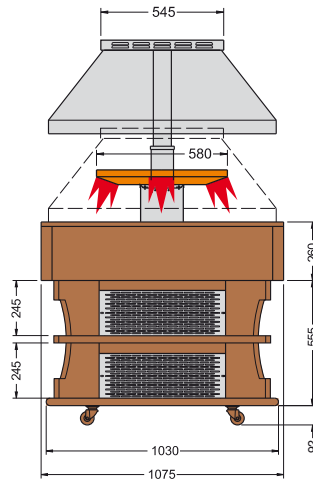
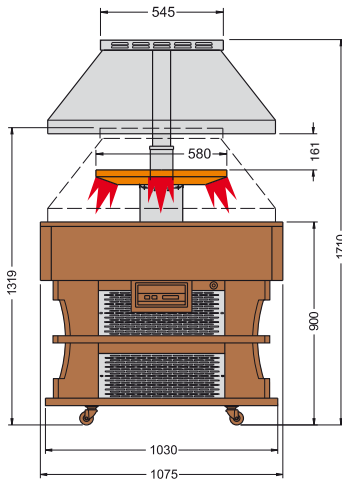
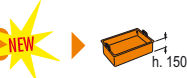
• AZIONAMENTO ELETTRICO CUPOLA IN PLEXIGLASS • ELECTRICAL OPERATION OF THE PLEXIGLASS COVER • FONCTIONNEMENT ÉLECTRIQUE DU COUVERCLE EN PLEXIGLASS • ANTRIEB DER PLEXIGLASS HAUBE • ELEVACION ELECTRICO CUPOLA DE PLEXIGLASS

ISOLA 4 BM INOX

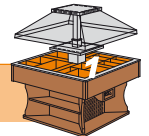
ISOLA 6 BM INOX



OASI 4 M BAIN-MARIE



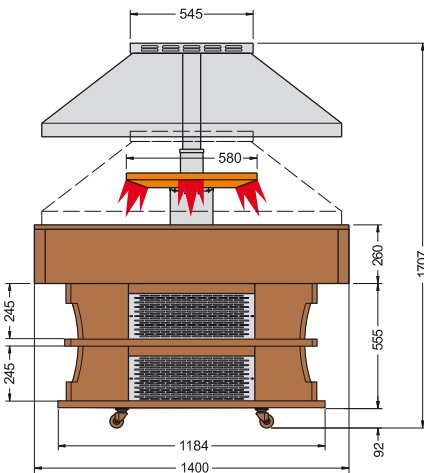
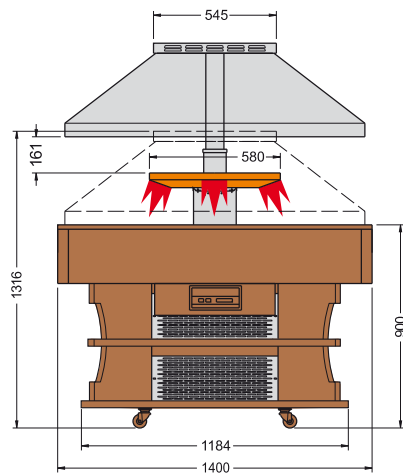
• AZIONAMENTO ELETTRICO  
 CUPOLA IN PLEXIGLASS •  
 ELECTRICAL OPERATION OF THE  
 PLEXIGLASS COVER •  
 FONCTIONNEMENT ÉLECTRIQUE  
 DU COUVERCLE EN PLEXIGLASS •  
 ANTRIEB DER PLEXIGLASS HAUBE  
 • ELEVACION ELECTRICO CUPOLA  
 DE PLEXIGLASS



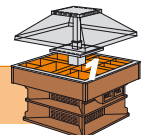
OASI 8 M BAIN-MARIE



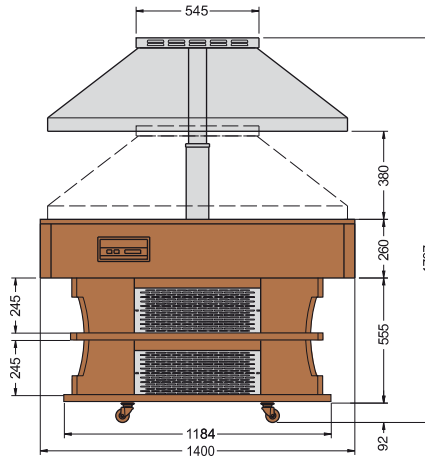
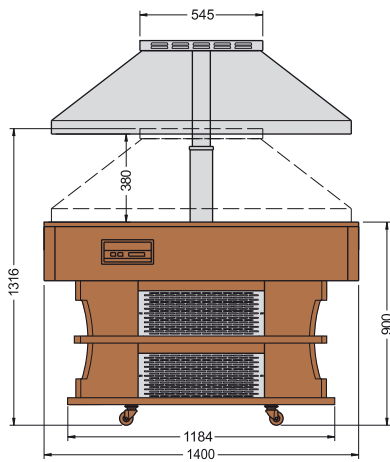
OASI 8 M DRY



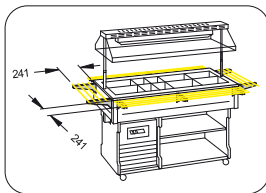
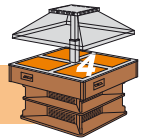
• AZIONAMENTO ELETTRICO  
 CUPOLA IN PLEXIGLASS •  
 ELECTRICAL OPERATION OF THE  
 PLEXIGLASS COVER •  
 FONCTIONNEMENT ÉLECTRIQUE  
 DU COUVERCLE EN PLEXIGLASS •  
 ANTRIEB DER PLEXIGLASS HAUBE  
 • ELEVACION ELECTRICO CUPOLA  
 DE PLEXIGLASS



OASI 8 M HOT

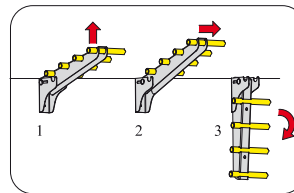


• AZIONAMENTO ELETTRICO CUPOLA IN PLEXIGLASS •  
 ELECTRICAL OPERATION OF THE PLEXIGLASS COVER •  
 FONCTIONNEMENT ÉLECTRIQUE DU COUVERCLE EN PLEXIGLASS •  
 ANTRIEB DER PLEXIGLASS HAUBE •  
 ELEVACION ELECTRICO CUPOLA DE PLEXIGLASS



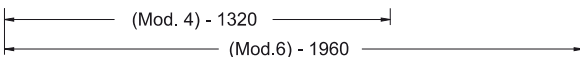
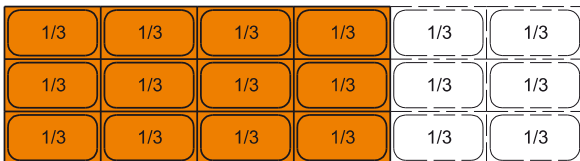
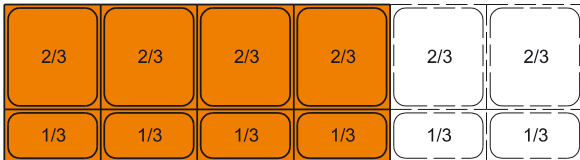
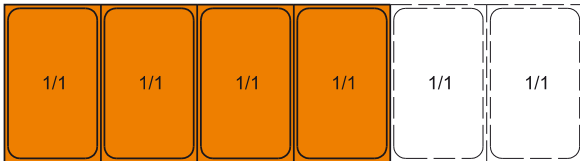
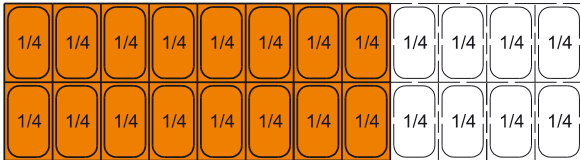
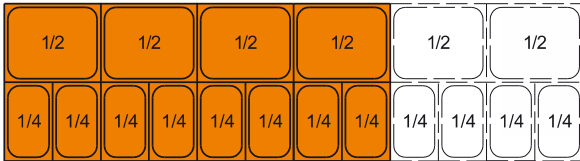
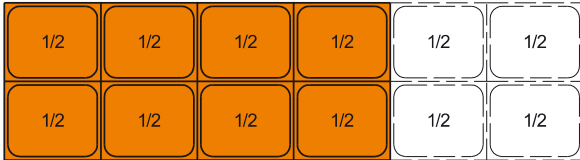
Accessori / Accessories:  
 Kit portapiatti (ingombro)  
 plates holder kit (overall dimensions)  
 Kit porte-assiettes (encombrement)  
 Kit Tableterutschen (Aussenmass)  
 Kit porta-plates (volumen)

Mensole snodabili  
 Articulated shelves  
 Tablettes articulées  
 Verstellbare Konsole  
 Estantes articulables

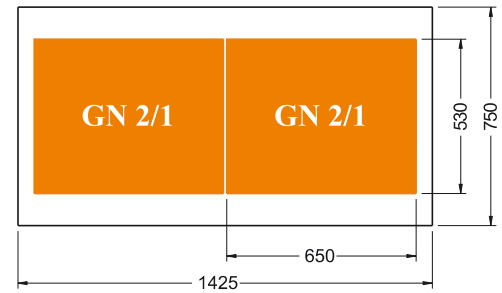
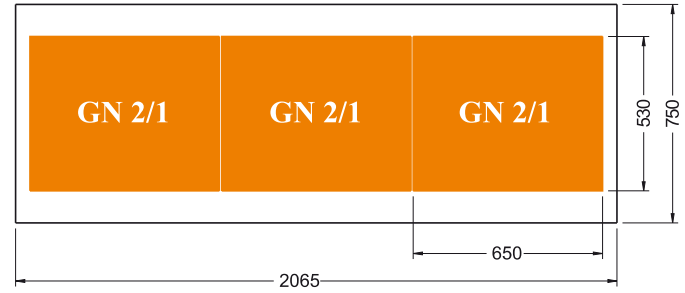


ISOLA 4 M BAIN-MARIE / ISOLA 6 M BAIN-MARIE  
 ISOLA 4 M DRY / ISOLA 6 M DRY  
 MULTISERVICE 4 BAIN-MARIE  
 MULTISERVICE 6 BAIN-MARIE  
 MURALE 4 M BAIN-MARIE / MURALE 6 M BAIN-MARIE  
 MURALE 4 M DRY / MURALE 6 M DRY  
 ISOLA 4 BM INOX / ISOLA 6 BM INOX

ISOLA 4 M HOT / ISOLA 6 M HOT  
 MULTISERVICE 4 HOT



- PIASTRE IN VETROCERAMICA GN 2/1,
- GLASS-CERAMIC PLATES GN 2/1,
- PLAQUES EN CERAMIQUE DE VERRE GN 2/1,
- PLATTEN AUS GLASKERAMIK GN 2/1,
- PLACAS EN VIDRIO-CERAMICA GN 2/1



- LE VASCHETTE GN SONO FORNITE A RICHIESTA
- GN BASINS ARE AVAILABLE ON REQUEST
- LES BACS GN SONT FOURNIS SUR DEMANDE
- DIE GN SCHALEN WERDEN AUF WUNSCH GELIEFERT
- LAS CUBETAS GN SE ENTREGAN BAJO DEMANDA







**OASI 4 M BAIN-MARIE**

• BACINELLE GASTRONORM • GASTRONORM BASINS • CUVETTES GASTRONORM • SCHALEN GASTRONORM • CUBETAS GASTRONORM

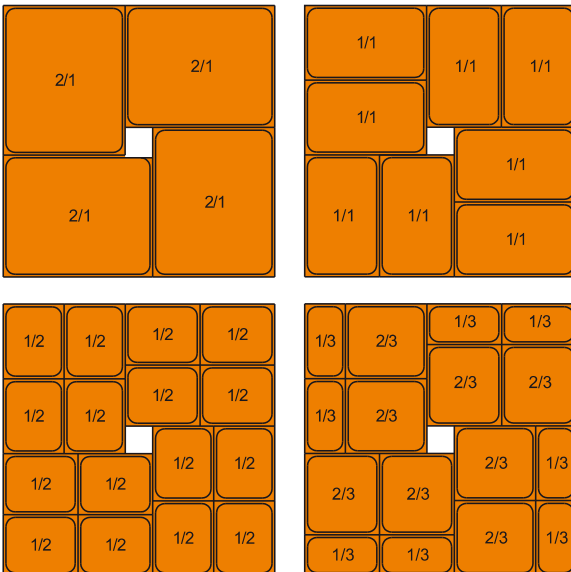


- LE VASCHETTE GN SONO FORNITE A RICHIESTA
- GN BASINS ARE AVAILABLE ON REQUEST
- LES BACS GN SONT FOURNIS SUR DEMANDE
- DIE GN SCHALEN WERDEN AUF WUNSCH GELIEFERT
- LAS CUBETAS GN SE ENTREGAN BAJO DEMANDA

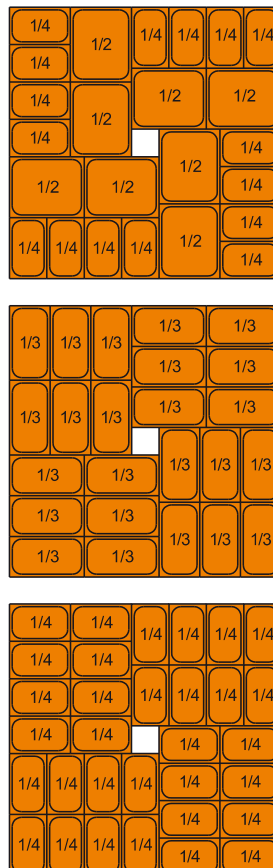


**OASI 8 M BAIN-MARIE / OASI 8 M DRY**

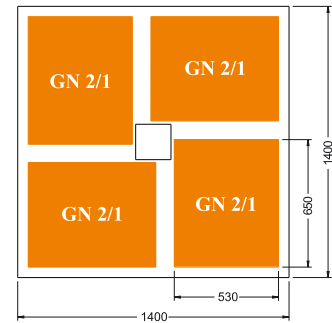
• BACINELLE GASTRONORM • GASTRONORM BASINS  
• CUVETTES GASTRONORM • SCHALEN GASTRONORM  
• CUBETAS GASTRONORM



- LE VASCHETTE GN SONO FORNITE A RICHIESTA
- GN BASINS ARE AVAILABLE ON REQUEST
- LES BACS GN SONT FOURNIS SUR DEMANDE
- DIE GN SCHALEN WERDEN AUF WUNSCH GELIEFERT
- LAS CUBETAS GN SE ENTREGAN BAJO DEMANDA



**OASI 8 M HOT**



- PIASTRE IN VETROCERAMICA GN 2/1,
- GLASS-CERAMIC PLATES GN 2/1,
- PLAQUES EN CERAMIQUE DE VERRE GN 2/1,
- PLATTEN AUS GLASKERAMIK GN 2/1,
- PLACAS EN VIDRIO-CERAMICA GN 2/1



## PROXIMA 4 M BAIN MARIE

**DI SERIE/STANDARD:**

Ruote girevoli con e senza freno, cromate inox  
 Chrome stainless swivel castors with and without brake

**Cosa c'è di nuovo? What's new?****NEW****OPTIONAL:**

Carico e scarico automatico dell'acqua / Automatic water loading and discharge / Chargement et déchargement automatique de l'eau  
 Automatische Wasserbelastung und Entlastung / Carga y escape automatico de agua

Colori standard  
 Standard colors



Colori optional  
 Optional colors



		°C		mm. (LxPxH)		Potenza resistenze bagno maria "Bain-marie" heating elements power Puisance des resistances "bain-marie" Leistung der wasserbadheizkörper Potencia resistencia baño maria		Potenza lampade riscaldanti Warming lamps power Puisance des lampes chauffantes Leistung heizungslampen Potencia de las lamparas calentadoras		Potenza totale Total power Puisance totale Gesamte leistung Potencia total		230v/1/50Hz		107		di serie
Proxima 3 M BM		+30/+90		1114x742x1528		<b>SOLO h. 150 mm. ONLY h. 150 mm.</b> GN 1/4-1/3-1/2 2/3-1/1-2/1		1800 (3x600)		600 (2x300)		2650		107		di serie
Proxima 4 M BM		+30/+90		1414x742x1528		GN 1/4-1/3-1/2 2/3-1/1-2/1		2400 (4x600)		900 (3x300)		3500		145		di serie
Proxima 6 M BM		+30/+90		2054x742x1528		GN 1/4-1/3-1/2 2/3-1/1-2/1		3000 (5x600)		1200 (4x300)		4400		154		di serie



Prezzi vedi LISTINO a pagina 121-122  
 See PRICE LIST on page 121-122

PROXIMA 4 M DRY



**DI SERIE/STANDARD:**

Ruote girevoli con e senza freno, cromate inox  
 Chrome stainless swivel castors with and without brake

Colori standard  
 Standard colors



Colori optional  
 Optional colors



	°C	mm. (LxPxH)	<b>h. MAX 150 mm.</b>	Watt	Watt	Watt		Kg.	
Proxima 3 M Dry	+30/+70	1114x742x1528	GN 1/4 - 1/3 - 1/2 2/3 - 1/1 - 2/1	1400 (2x700)	600 (2x300)	2200	230v/1/50Hz	87	di serie
Proxima 4 M Dry	+30/+70	1414x742x1528	GN 1/4 - 1/3 - 1/2 2/3 - 1/1 - 2/1	1400 (2x700)	600 (3x300)	2500	230v/1/50Hz	110	di serie
Proxima 6 M Dry	+30/+70	2054x742x1528	GN 1/4 - 1/3 - 1/2 2/3 - 1/1 - 2/1	2100 (3x700)	1200 (4x300)	3500	400v/3/50Hz	139	di serie

Prezzi vedi LISTINO a pagina 122  
 See PRICE LIST on page 122



## PROXIMA 4 M HOT

**DI SERIE/STANDARD:**

Ruote girevoli con e senza freno, cromate inox  
 Chrome stainless swivel castors with and without brake

Colori standard  
 Standard colors

Colori optional  
 Optional colors



COD. 92



COD. 94



RAL

	°C	mm. (LxPxH)	<b>h. MIN 20 mm. h. MAX 65 mm.</b>	Watt	Watt	Watt		Kg.	
Proxima 3 M Hot	+30/+120	1114x742x1528	GN 1/4 - 1/3 - 1/2 2/3 - 1/1 - 2/1	900	600 (2x300)	1750	230v/1/50Hz	87	di serie
Proxima 4 M Hot	+30/+120	1414x742x1528	GN 1/4 - 1/3 - 1/2 2/3 - 1/1 - 2/1	1200	900 (3x300)	2300	230v/1/50Hz	110	di serie
Proxima 6 M Hot	+30/+120	2054x742x1528	GN 1/4 - 1/3 - 1/2 2/3 - 1/1 - 2/1	1800	1200 (4x300)	3200	230v/1/50Hz	134	di serie

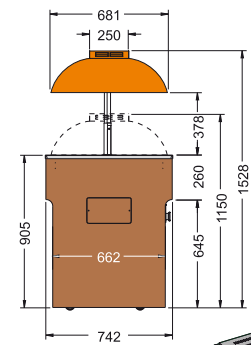
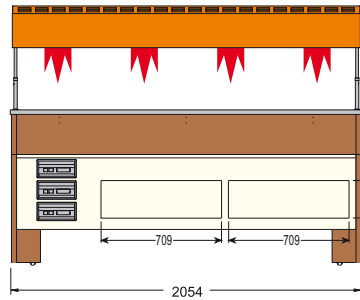
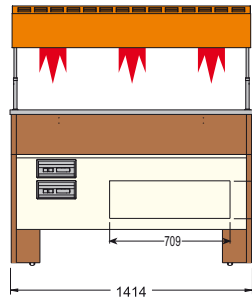
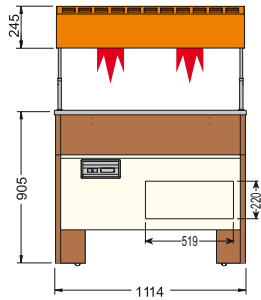


Prezzi vedi LISTINO a pagina 122  
 See PRICE LIST on page 122

PROXIMA 3 M HOT

PROXIMA 4 M HOT

PROXIMA 6 M HOT



PROXIMA 3 M BM

PROXIMA 4 M BM

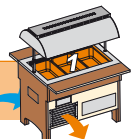
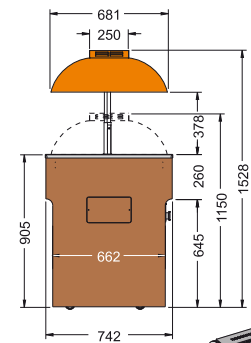
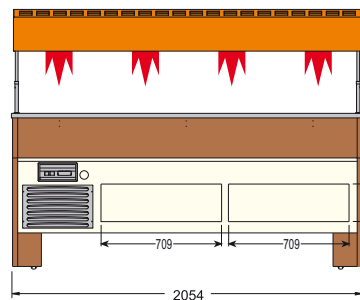
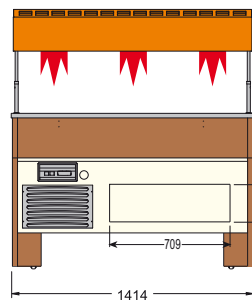
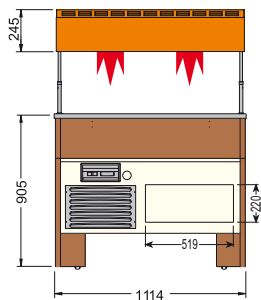
PROXIMA 6 M BM



PROXIMA 3 M DRY

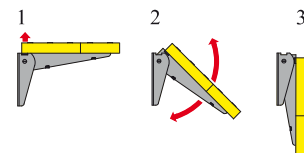
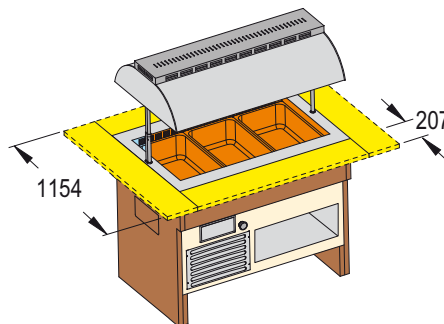
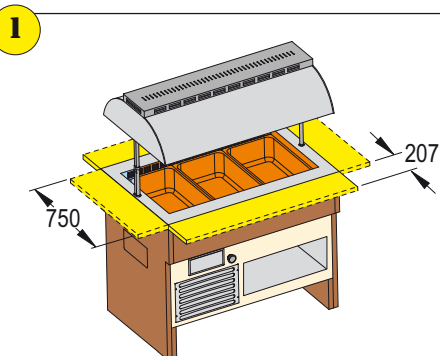
PROXIMA 4 M DRY

PROXIMA 6 M DRY



• AZIONAMENTO ELETTRICO CUPOLA IN PLEXIGLASS • ELECTRICAL OPERATION OF THE PLEXIGLASS COVER • FONCTIONNEMENT ÉLECTRIQUE DU COUVERCLE EN PLEXIGLASS • ANTRIEB DER PLEXIGLASS HAUBE • ELEVACION ELECTRICO CUPOLA DE PLEXIGLASS

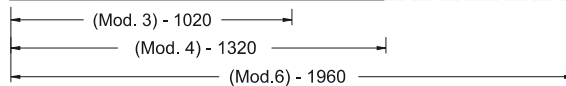
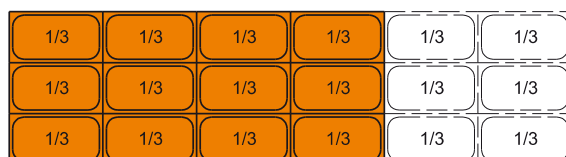
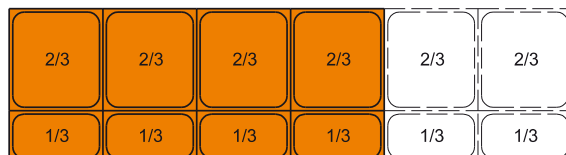
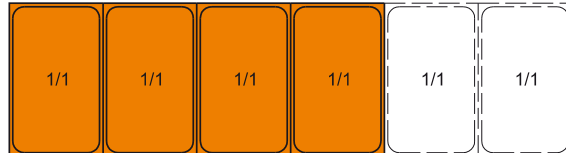
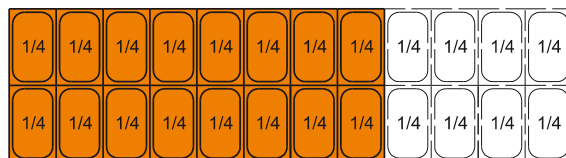
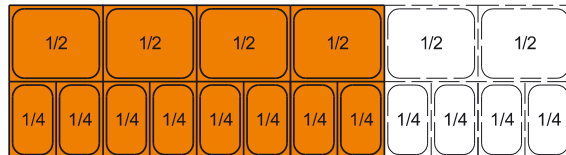
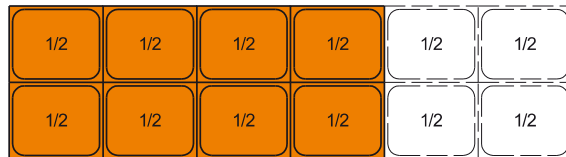
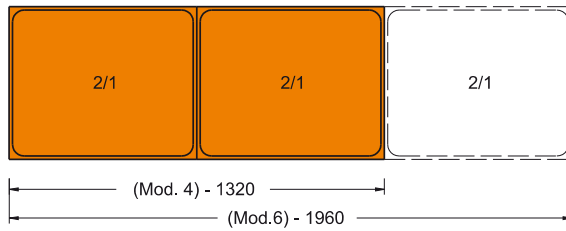
ACCESSORI/ACCESSORIES:



**1** Kit portapiatti / Plates holder kit / Kit porte-assiettes / Kit Tabletterutschen / Kit porta-platos  
**1** MAX: N° 4 Mensole snodabili / N° 4 Articulated shelves / N° 4 Tablettes articulées / N° 4 Verstellbare Konsole / N° 4 Estantes articulables

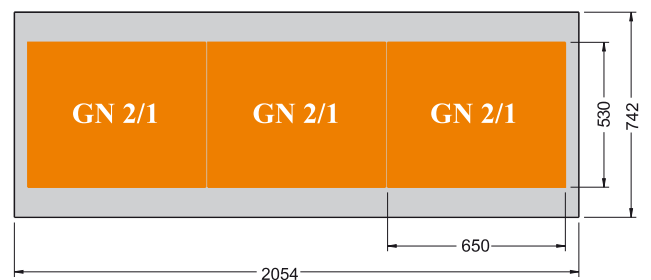
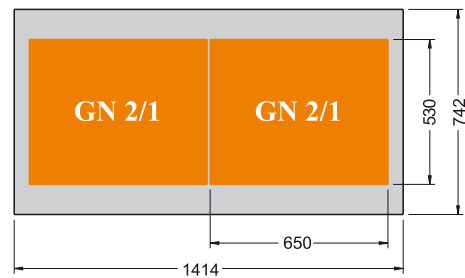
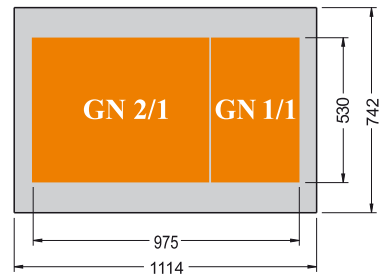
## PROXIMA 3 - 4 - 6 M BAIN-MARIE

## PROXIMA 3 - 4 - 6 M DRY



- LE VASCHE GN SONO FORNITE A RICHIESTA
- GN BASINS ARE AVAILABLE ON REQUEST
- LES BACS GN SONT FOURNIS SUR DEMANDE
- DIE GN SCHALEN WERDEN AUF WUNSCH GELIEFERT
- LAS CUBETAS GN SE ENTREGAN BAJO DEMANDA


## PROXIMA 3 - 4 - 6 M HOT



- PIASTRE IN VETROCERAMICA GN 2/1,
- GLASS-CERAMIC PLATES GN 2/1,
- PLAQUES EN CERAMIQUE DE VERRE GN 2/1,
- PLATTEN AUS GLASKERAMIK GN 2/1,
- PLACAS EN VIDRIO-CERAMICA GN 2/1

# COMPOSIZIONI BUFFET

Buffet composition




# SISTEMA CENTER



ISOLA



GOURMET



BRINA



Prezzi vedi LISTINO a pagina 126  
See PRICE LIST on page 126



I modelli per comporre la serie SISTEMA CENTER  
 The following models make up the "SISTEMA CENTER"  
 Les modeles qui composent la serie "SISTEMA CENTER"  
 Die Serie "SISTEMA CENTER" besteht aus die folgenden Modelle  
 Los modelos para poder componer la serie "SISTEMA CENTER"



TAVOLO 1400



ISOLA VT



ISOLA HOT



ISOLA DRY



NEUTRAL



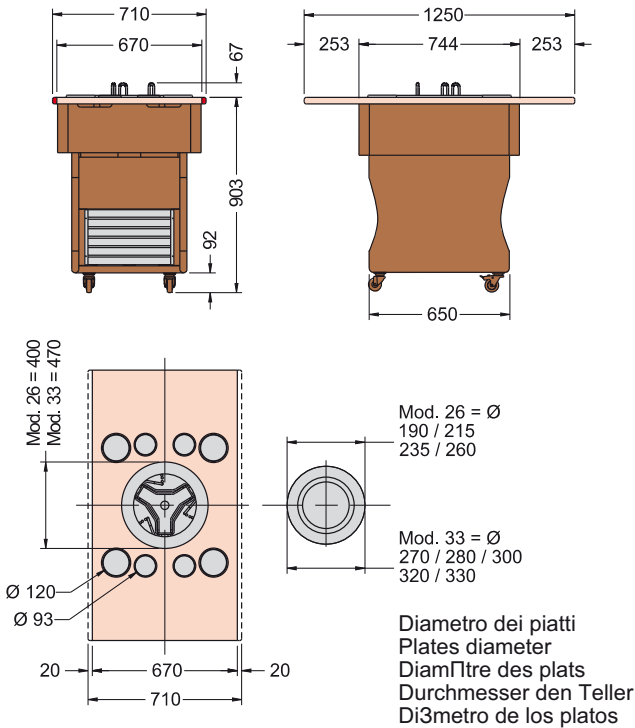
ISOLA BAIN-MARIE



RUGIADA



**SERVICE 26 C NEUTRO**  
**SERVICE 33 C NEUTRO**

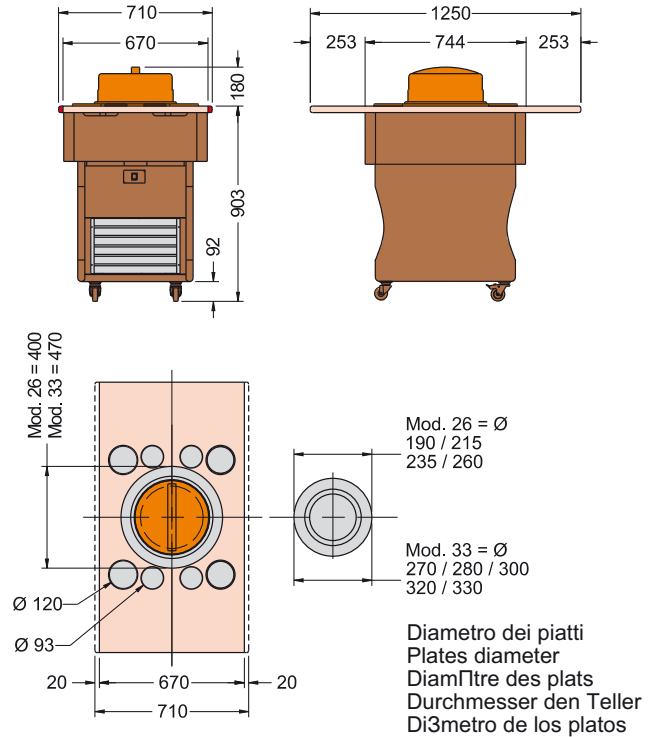


PESO, WEIGHT, POIDS, GEWICHT, PESO: Kg 60

**SERVICE 26 C HOT**  
**SERVICE 33 C HOT**

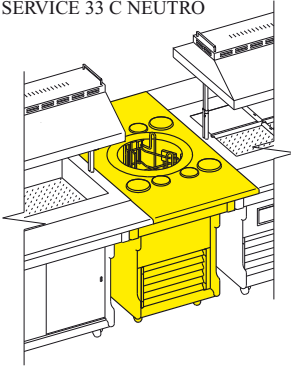


Service 26 C Hot: Watt 600 / Service 33 C Hot: Watt 600

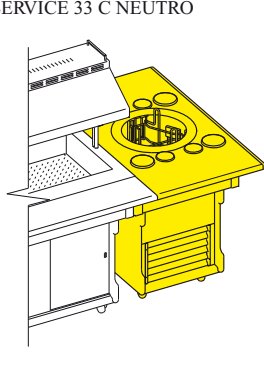


PESO, WEIGHT, POIDS, GEWICHT, PESO: Kg 65

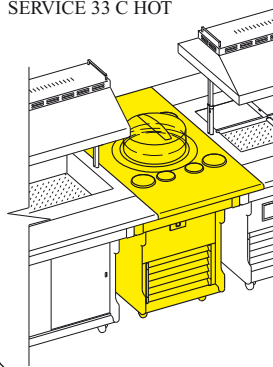
SERVICE 26 C NEUTRO  
SERVICE 33 C NEUTRO



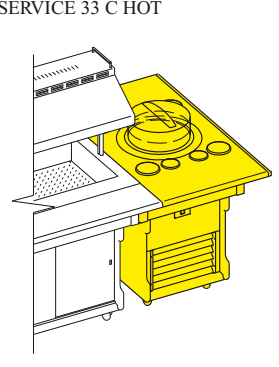
SERVICE 26 C NEUTRO  
SERVICE 33 C NEUTRO



SERVICE 26 C HOT  
SERVICE 33 C HOT



SERVICE 26 C HOT  
SERVICE 33 C HOT



**SERVICE 26 C NEUTRO**  
**SERVICE 33 C NEUTRO**



NEUTRO: Distributore di piatti neutro • Ambient dispenser for plates • Distributeur neutre pour plats • Neutraler Teller Verteiler • Distribuidor de platos neutro

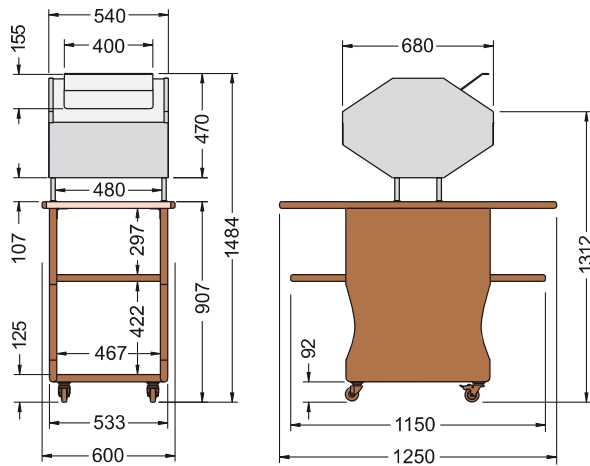
**SERVICE 26 C HOT**  
**SERVICE 33 C HOT**



HOT: Distributore di piatti riscaldati • Dispenser for heated plates • Distributeur pour plats chauffés • Wärmer Teller Verteiler • Distribuidor de platos calientes

Accessorio  
Accessory  
N SIST  
Mensola corta  
di testata  
Head short shelf  
Tablette de tête courte  
Kurze äußere Konsole  
Perimetral corto  
de extremo

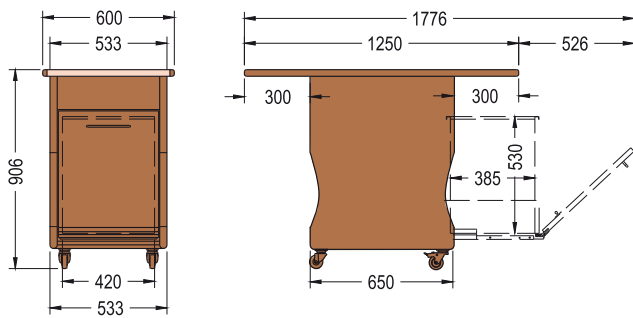
DISPENCER CENTER



DISPENCER CENTER



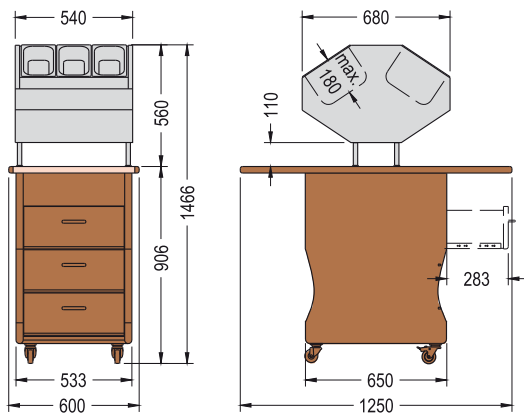
TRAMOGGIA CENTER



TRAMOGGIA CENTER



CREDENZA CENTER



CREDENZA CENTER



1/4

¥ LE VASCHE G.N. SONO FORNITE A RICHIESTA  
 ¥ GN BASINS ARE AVAILABLE ON REQUEST  
 ¥ LES BACS G.N. SONT FOURNIS SUR DEMANDE  
 ¥ DIE GN SCHALEN WERDEN AUF WUNSCH GELIEFERT  
 ¥ LAS CUBETAS GN SE ENTREGAN BAJO DEMANDA



I modelli per comporre la serie SISTEMA CENTER sono:

The following models make up the "SISTEMA CENTER" range:

Les modeles qui composent la serie "SISTEMA CENTER" sont les suivants:

Die Serie "SISTEMA CENTER" besteht aus die folgenden Modelle:


Los modelos para poder componer la serie "SISTEMA CENTER" son:

#### Isola 4 M Bain-Marie



°C +30  
°C +90

#### Isola 6 M Bain-Marie



°C +30  
°C +90

#### Isola 4 M Hot




°C +30  
°C +120

#### Isola 6 M Hot




°C +30  
°C +120

#### Isola 4 M Dry



°C +30  
°C +70

#### Isola 6 M Dry



°C +30  
°C +70

#### Isola 4 M




°C +4  
°C +10

#### Isola 6 M




°C +4  
°C +10

#### Gourmet 4 M




°C +4  
°C +10

#### Gourmet 6 M




°C +4  
°C +10

#### Brina 4 M




°C +4  
°C +10

#### Brina 6 M




°C +4  
°C +10

#### Neutral 4 M

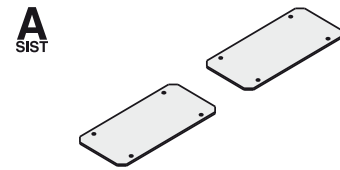
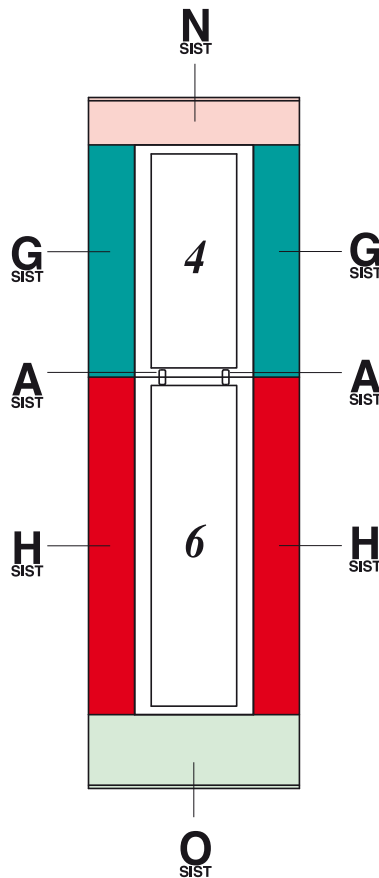
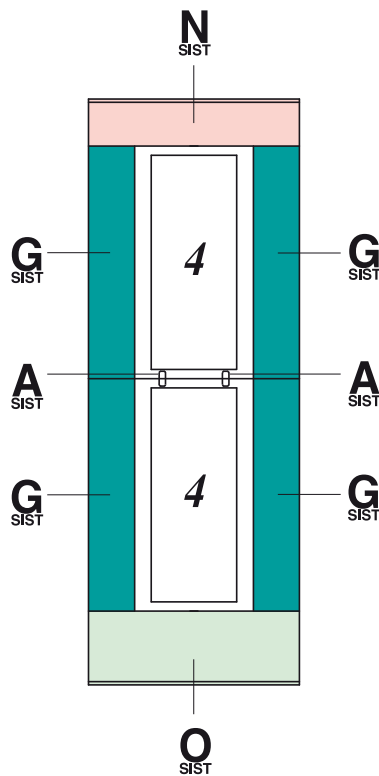


°C ambient

#### Tavolo 1400

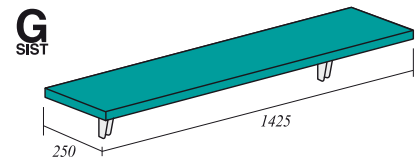


°C ambient



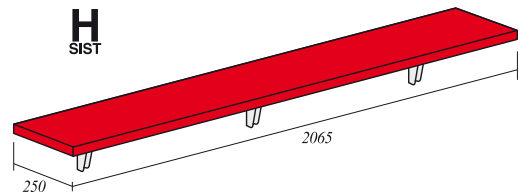
#### Ancoraggio inferiore fra vasche

Basins lower anchoring  
Ancrage inférieur bacs  
Untere Verankerung Wanne  
Ancoraje inferior para cubas



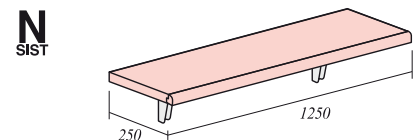
#### Mensola Mod. 4

Shelf for Mod. 4  
Tablette pour Mod. 4  
Konsole für Mod. 4  
Perimetral para Mod. 4



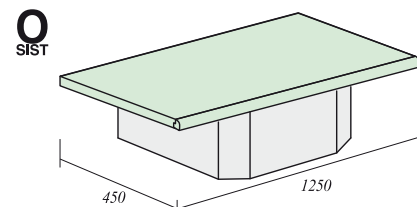
#### Mensola Mod. 6

Shelf for Mod. 6  
Tablette pour Mod. 6  
Konsole für Mod. 6  
Perimetral para Mod. 6



#### Mensola Corta di Testata

Head short shelf  
Tablette de tête courte  
Kurze äußere Konsole  
Perimetral corto de extremo

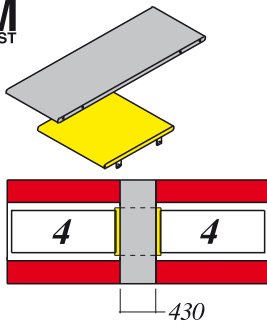


#### Mensola Lunga di Testata

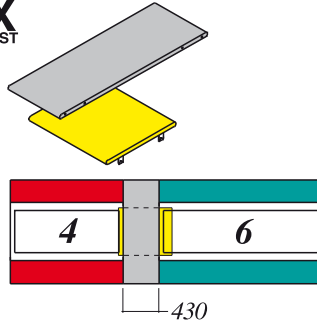
Head long shelf  
Tablette de tête longue  
Lange äußere Konsole  
Perimetral largo de extremo

Mobile distanziale / Separation counter / Meuble de separation / Trennermöbel / Mueble de separacion

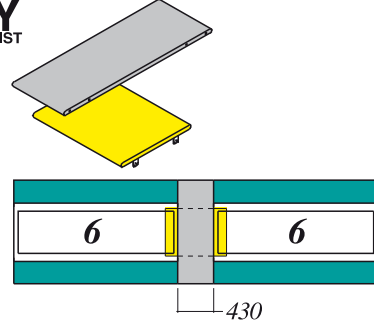
**M**  
SIST



**X**  
SIST

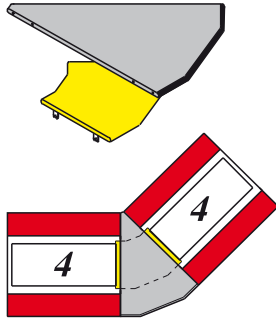


**Y**  
SIST

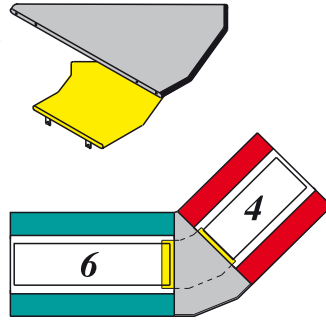


Mobile angolare a 45° / 45° angular counter / Meuble angulaire a 45° / Eckigmöbel zu 45° / Angulo a 45°

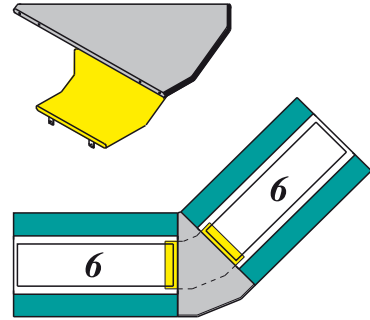
**U**  
SIST



**V**  
SIST

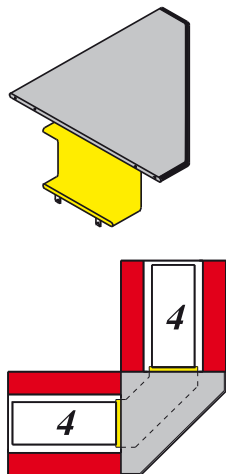


**B**  
SIST

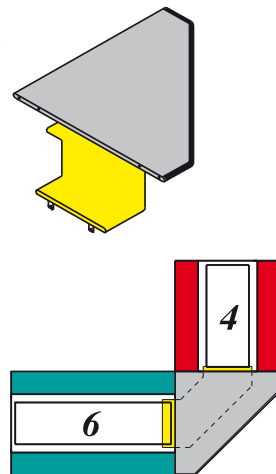


Mobile angolare a 90° / 90° angular counter / Meuble angulaire a 90° / Eckigmöbel zu 90° / Angulo a 90°

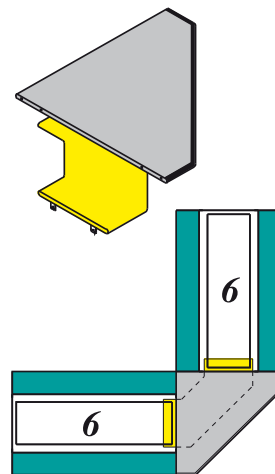
**W**  
SIST



**C**  
SIST



**J**  
SIST



# SISTEMA WALL



MURALE 4 M



MURALE 4 M NEUTRAL



Prezzi vedi LISTINO a pagina 128  
See PRICE LIST on page 128

I modelli per comporre la serie SISTEMA WALL  
The following models make up the "SISTEMA WALL"  
Les modes qui composent la serie "SISTEMA WALL"  
Die Serie "SISTEMA WALL" besteht aus die folgenden Modelle  
Los modelos para poder componer la serie "SISTEMA WALL"

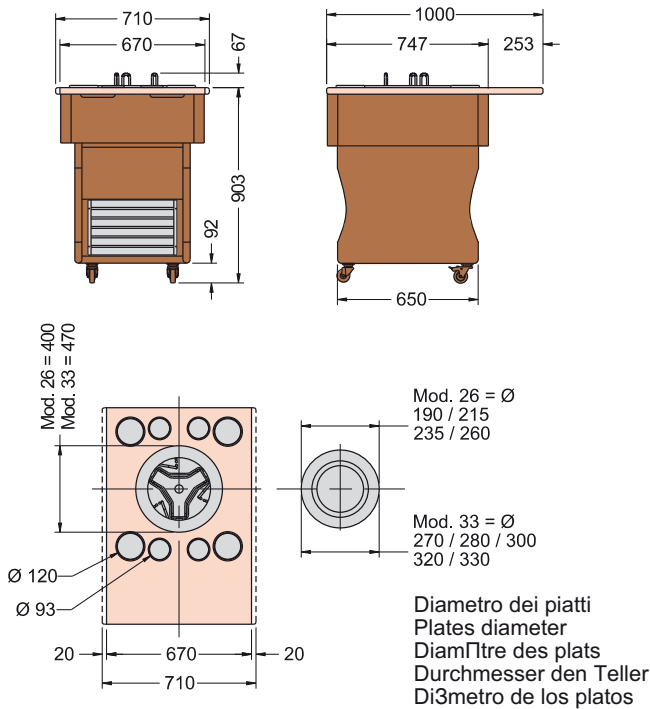


MURALE 4/6 M DRY



MURALE 4/6 M BAIN-MARIE



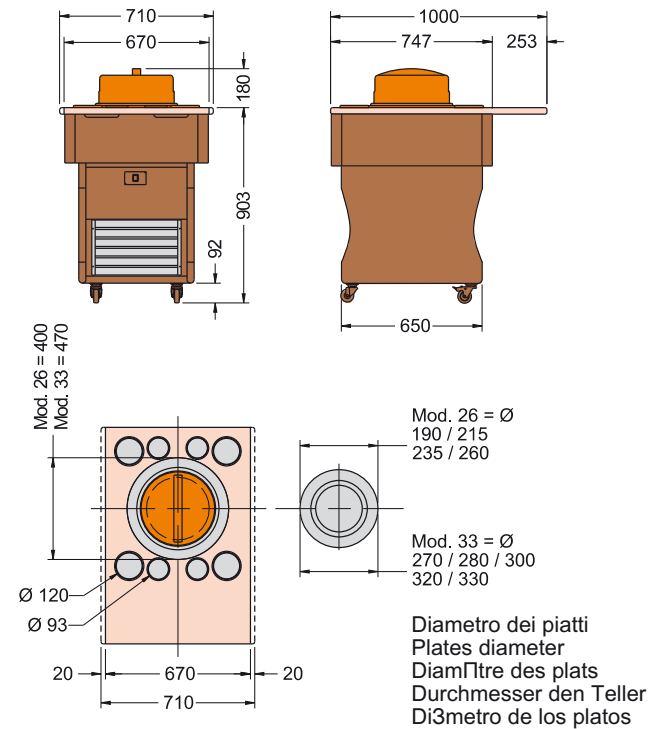
**SERVICE 26 WALL & ASSISTED NEUTRO**  
**SERVICE 33 WALL & ASSISTED NEUTRO**


PESO, WEIGHT, POIDS, GEWICHT, PESO: Kg 60

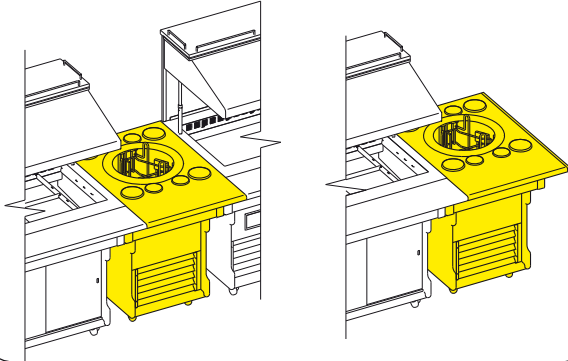
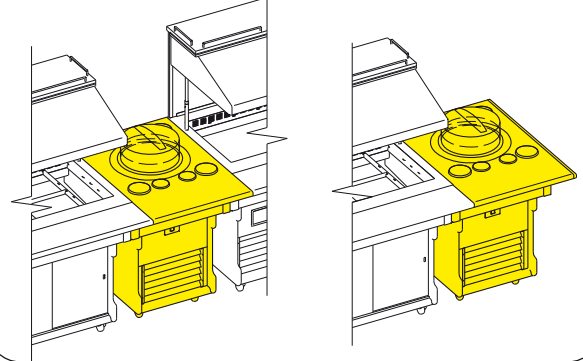
**SERVICE 26 WALL & ASSISTED HOT**  
**SERVICE 33 WALL & ASSISTED HOT**

 Service 26 Hot: Watt 600  
 Service 33 Hot: Watt 600

+30/+60 °C



PESO, WEIGHT, POIDS, GEWICHT, PESO: Kg 65

 SERVICE 26 WALL & ASSISTED NEUTRO  
 SERVICE 33 WALL & ASSISTED NEUTRO

 SERVICE 26 WALL & ASSISTED HOT  
 SERVICE 33 WALL & ASSISTED HOT

**SERVICE 26 WALL E ASSISTED NEUTRO**  
**SERVICE 33 WALL E ASSISTED NEUTRO**

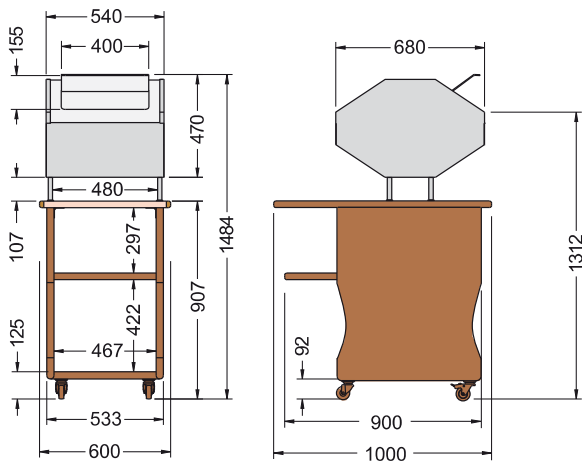

NEUTRO: Distributore di piatti neutro • Ambient dispenser for plates • Distributeur neutre pour plats • Neutraler Teller Verteiler • Distribuidor de platos neutro

**SERVICE 26 WALL E ASSISTED HOT**  
**SERVICE 33 WALL E ASSISTED HOT**

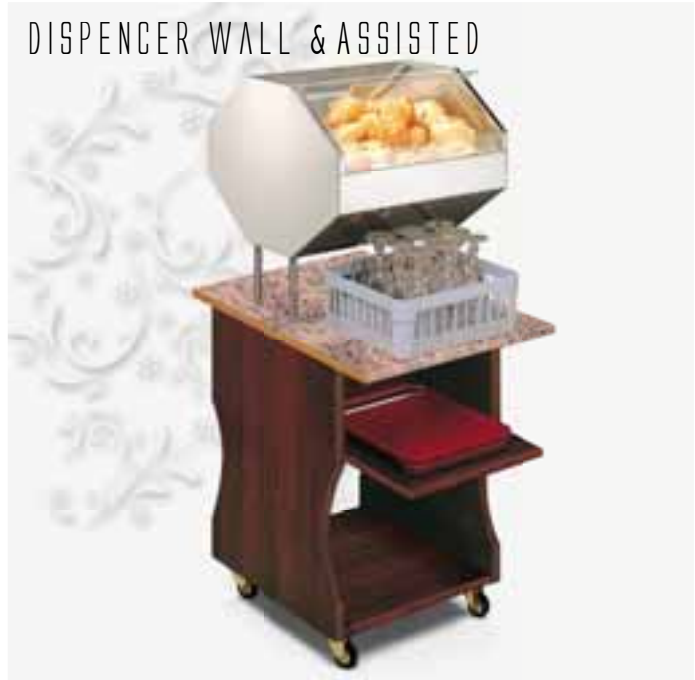

HOT: Distributore di piatti riscaldati • Dispenser for heated plates • Distributeur pour plats chauffés • Wärmer Teller Verteiler • Distribuidor de platos calientes



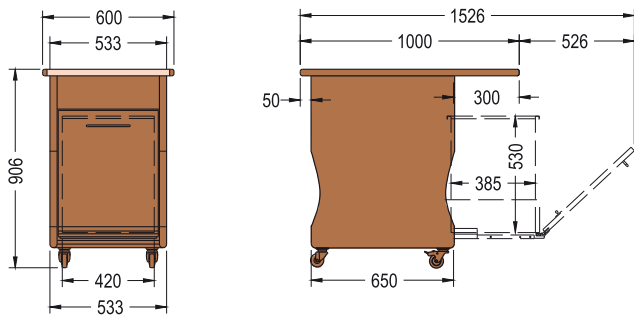
DISPENSER WALL & ASSISTED




DISPENSER WALL & ASSISTED



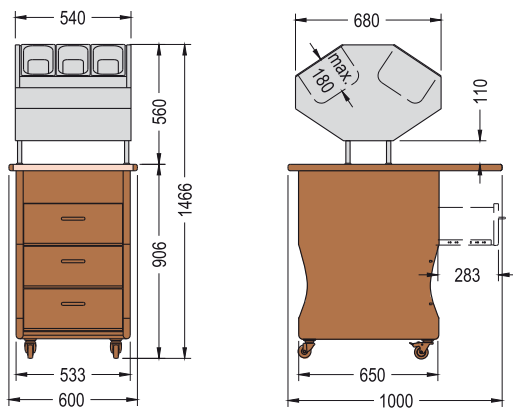
TRAMOGGIA WALL




TRAMOGGIA WALL



CREDENZA WALL



CREDENZA WALL



1/4

¥ LE VASCHE G.N. SONO FORNITE A RICHIESTA  
 ¥ GN BASINS ARE AVAILABLE ON REQUEST  
 ¥ LES BACS G.N. SONT FOURNIS SUR DEMANDE  
 ¥ DIE GN SCHALEN WERDEN AUF WUNSCH GELIEFERT  
 ¥ LAS CUBETAS GN SE ENTREGAN BAJO DEMANDA



I modelli per comporre la serie SISTEMA WALL sono:

The following models make up the "SISTEMA WALL" range:

Les modèles qui composent la série "SISTEMA WALL" sont les suivants:

Die Serie "SISTEMA WALL" besteht aus die folgenden Modelle:


Los modelos para poder componer la serie "SISTEMA WALL" son:

#### Murale 4 M Bain-Marie




°C +30  
°C +90

#### Murale 6 M Bain-Marie



°C +30  
°C +90

#### Murale 4 M Dry




°C +30  
°C +70

#### Murale 6 M Dry



°C +30  
°C +70

#### Murale 4 M




°C +4  
°C +10

#### Murale 6 M

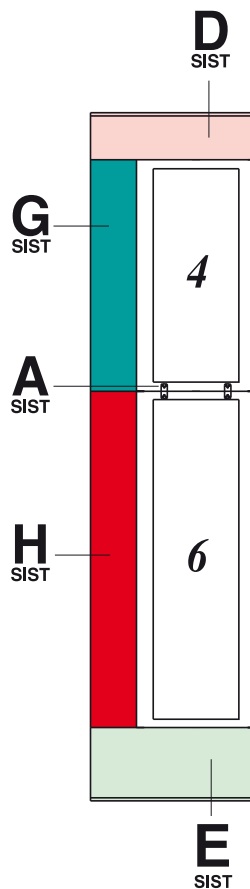
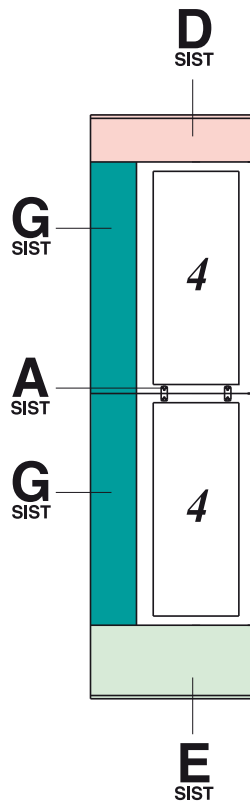


°C +4  
°C +10

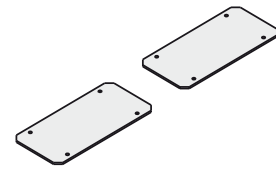
#### Murale 4 M Neutral



°C  
ambient



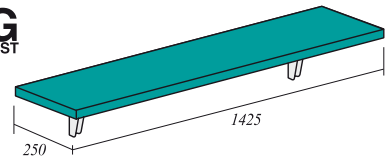
**A**  
SIST



#### Ancoraggio inferiore fra vasche

Basins lower anchoring  
Ancrage inférieur bacs  
Untere Verankerung Wanne  
Ancoraje inferior para cubas

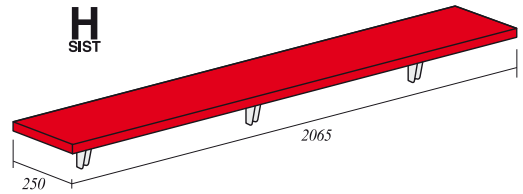
**G**  
SIST



#### Mensola Mod. 4

Shelf for Mod. 4  
Tablette pour Mod. 4  
Konsole für Mod. 4  
Perimetral para Mod. 4

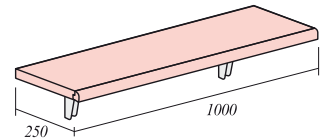
**H**  
SIST



#### Mensola Mod. 6

Shelf for Mod. 6  
Tablette pour Mod. 6  
Konsole für Mod. 6  
Perimetral para Mod. 6

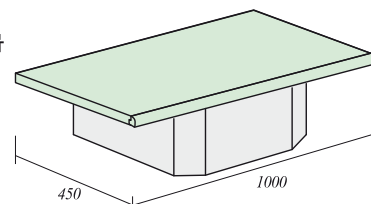
**D**  
SIST



#### Mensola Corta di Testata

Head short shelf  
Tablette de tête courte  
Kurze äußere Konsole  
Perimetral corto de extremo

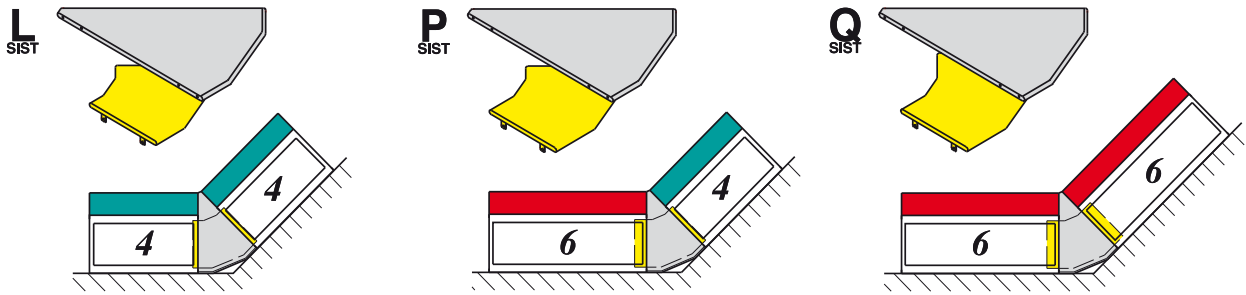
**E**  
SIST



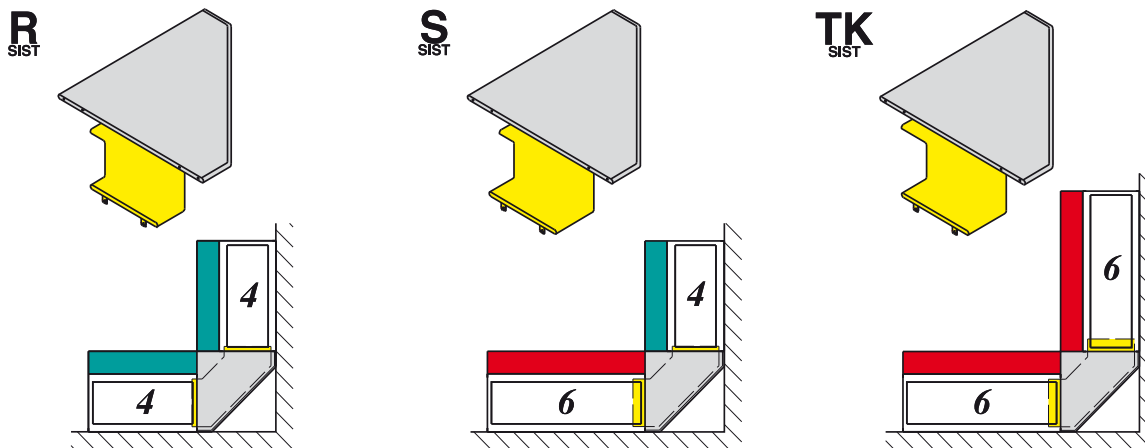
#### Mensola Lunga di Testata

Head long shelf  
Tablette de tête longue  
Lange äußere Konsole  
Perimetral largo de extremo

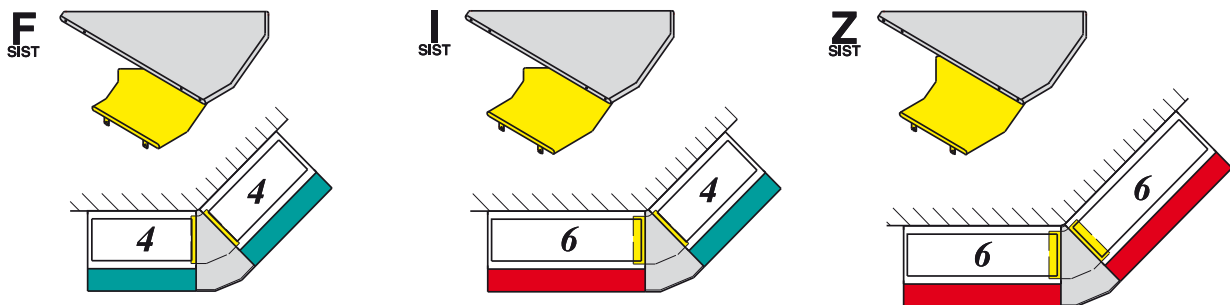
Mobile angolare a 45° / 45° angular counter / Meuble angulaire a 45° / Eckigmöbel zu 45° / Angulo a 45°



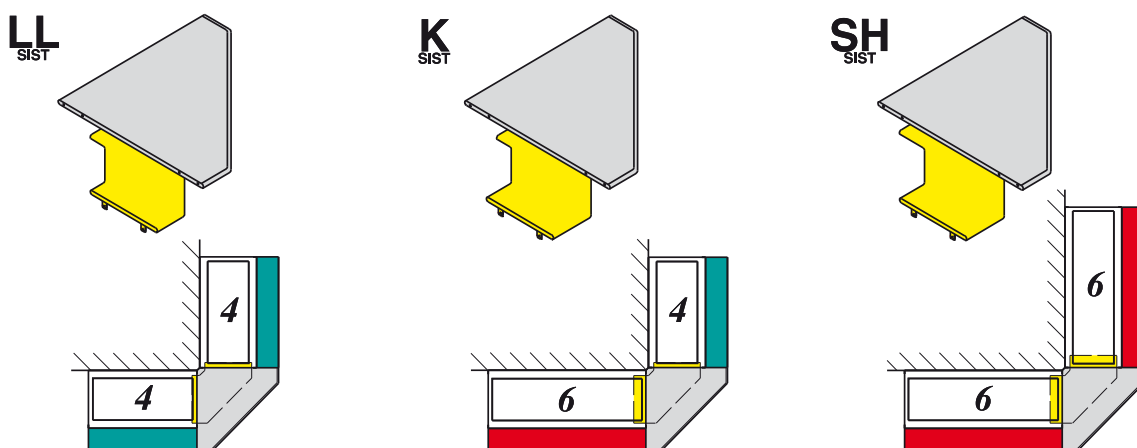
Mobile angolare a 90° / 90° angular counter / Meuble angulaire a 90° / Eckigmöbel zu 90° / Angulo a 90°



Mobile angolare a 45° / 45° angular counter / Meuble angulaire a 45° / Eckigmöbel zu 45° / Angulo a 45°



Mobile angolare a 90° / 90° angular counter / Meuble angulaire a 90° / Eckigmöbel zu 90° / Angulo a 90°



# SISTEMA ASSISTED



MULTISERVICE 4/6 BAIN-MARIE



MULTISERVICE 4 HOT



Prezzi vedi LISTINO a pagina 128  
See PRICE LIST on page 128

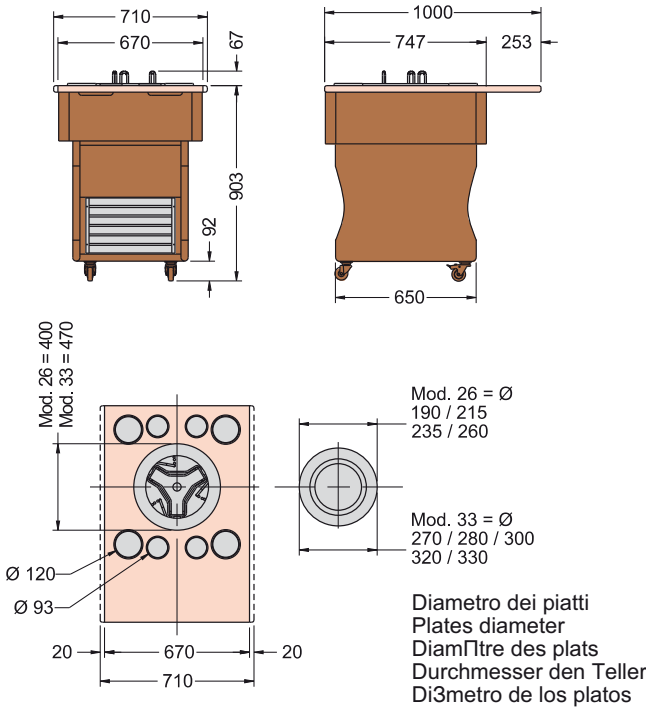
I modelli per comporre la serie SISTEMA ASSISTED  
The following models make up the "SISTEMA ASSISTED"  
Les modeles qui composent la serie "SISTEMA ASSISTED"  
Die Serie "SISTEMA ASSISTED" besteht aus die folgenden Modelle  
Los modelos para poder componer la serie "SISTEMA ASSISTED"



MULTISERVICE 4/6



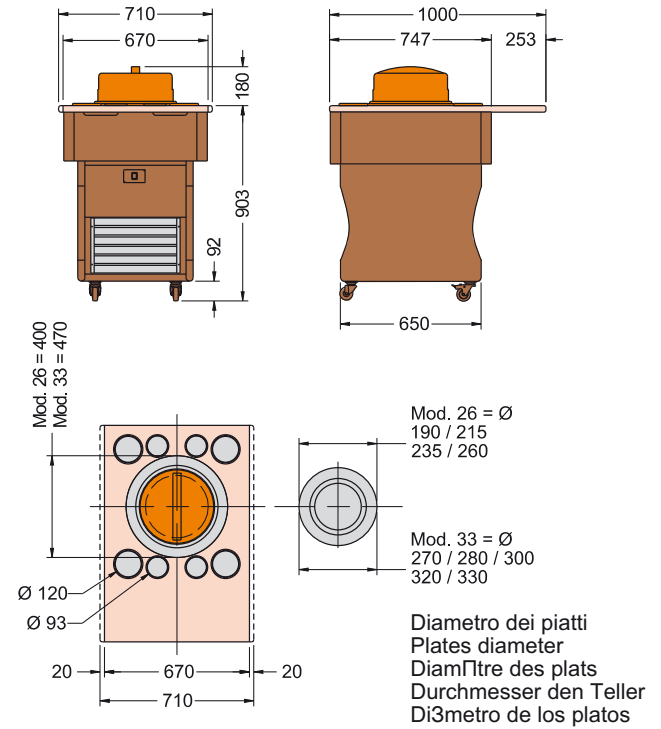
**SERVICE 26 WALL & ASSISTED NEUTRO**  
**SERVICE 33 WALL & ASSISTED NEUTRO**



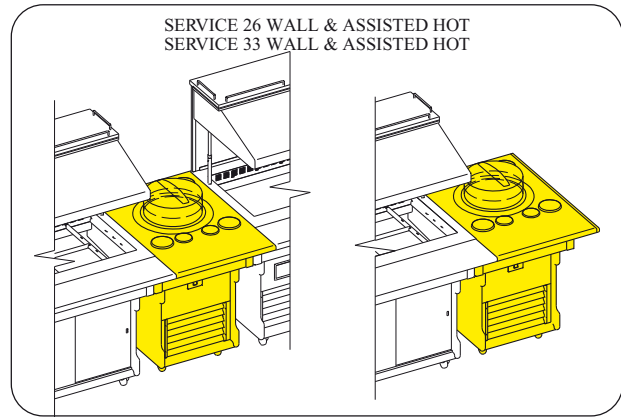
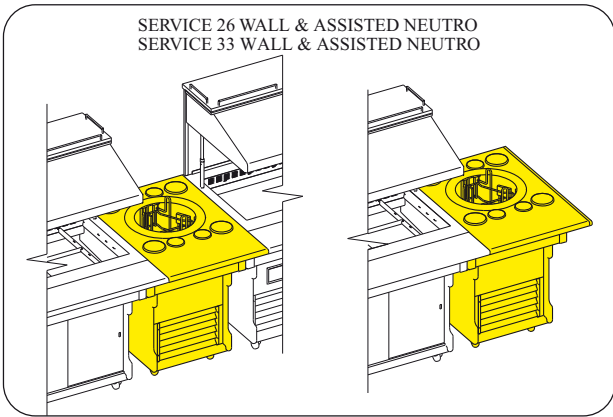
PESO, WEIGHT, POIDS, GEWICHT, PESO: Kg 60

**SERVICE 26 WALL & ASSISTED HOT**  
**SERVICE 33 WALL & ASSISTED HOT**

Service 26 Hot: Watt 600  
Service 33 Hot: Watt 600



PESO, WEIGHT, POIDS, GEWICHT, PESO: Kg 65



**SERVICE 26 WALL E ASSISTED NEUTRO**  
**SERVICE 33 WALL E ASSISTED NEUTRO**



NEUTRO: Distributore di piatti neutro • Ambient dispenser for plates • Distributeur neutre pour plats • Neutraler Teller Verteiler • Distribuidor de platos neutro

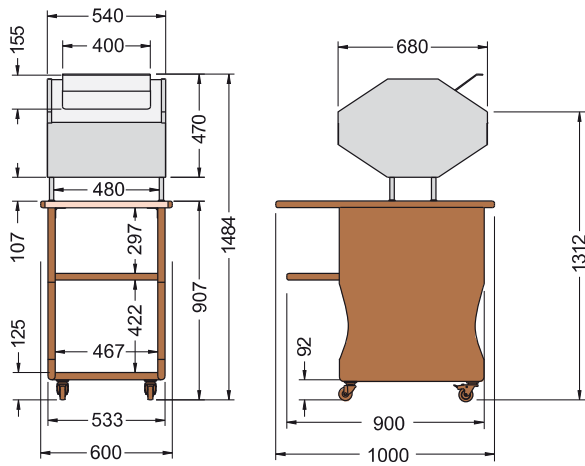
**SERVICE 26 WALL E ASSISTED HOT**  
**SERVICE 33 WALL E ASSISTED HOT**



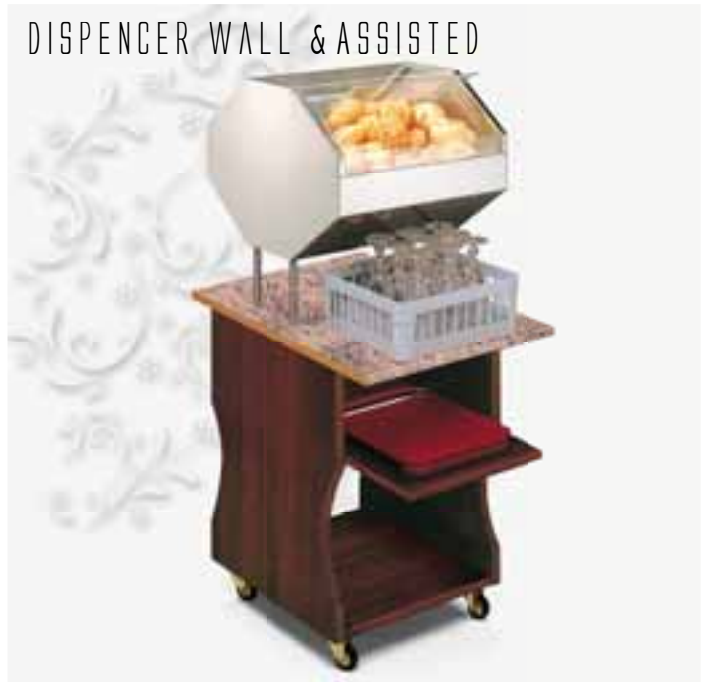
Accessorio  
Accessory  
N SIST  
Mensola corta  
di testata  
Head short shelf  
Tablette de tête courte  
Kurze äußere Konsole  
Perimetral corto  
de extremo

HOT: Distributore di piatti riscaldati • Dispenser for heated plates • Distributeur pour plats chauffés • Wärmer Teller Verteiler • Distribuidor de platos calientes

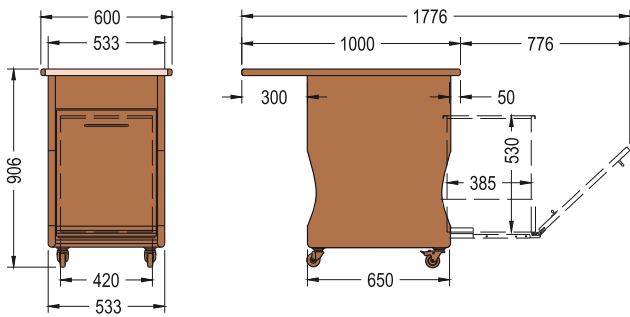
DISPENSER WALL & ASSISTED




DISPENSER WALL & ASSISTED



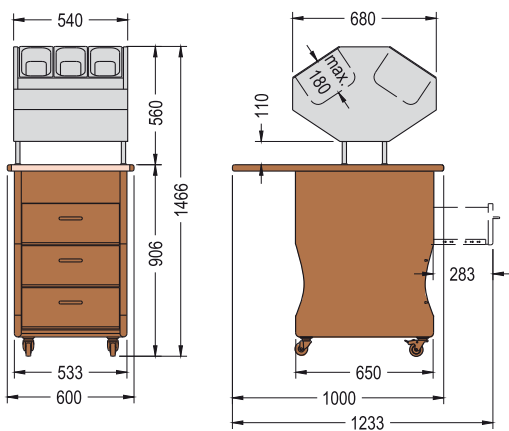
TRAMOGGIA ASSISTED



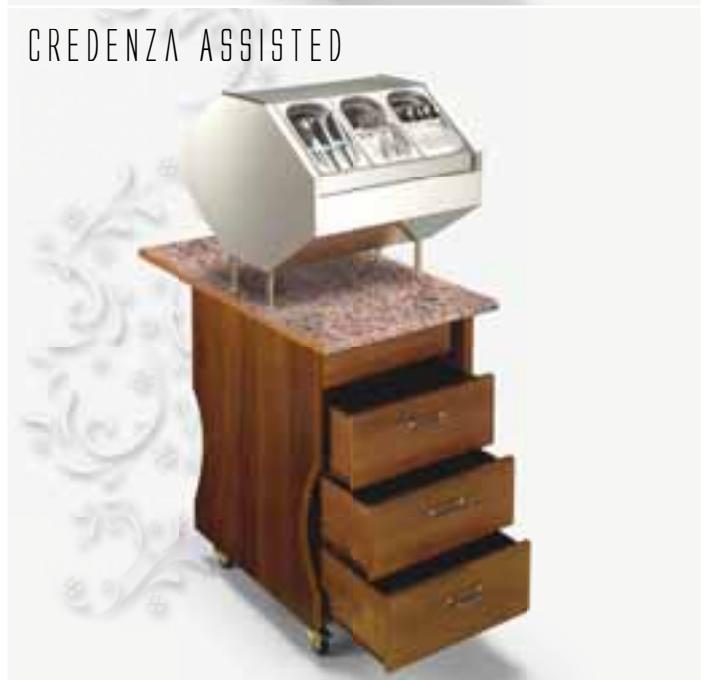
TRAMOGGIA ASSISTED



CREDENZA ASSISTED



CREDENZA ASSISTED



1/4

¥ LE VASCHETTE GN SONO FORNITE A RICHIESTA  
 ¥ GN BASINS ARE AVAILABLE ON REQUEST  
 ¥ LES BACS GN SONT FOURNIS SUR DEMANDE  
 ¥ DIE GN SCHALEN WERDEN AUF WUNSCH GELIEFERT  
 ¥ LAS CUBETAS GN SE ENTREGAN BAJO DEMANDA



I modelli per comporre la serie SISTEMA ASSISTED sono:

The following models make up the "SISTEMA ASSISTED" range:

Les modeles qui composent la serie "SISTEMA ASSISTED" sont les suivants:

Die Serie "SISTEMA ASSISTED" besteht aus die folgenden Modelle:


Los modelos para poder componer la serie "SISTEMA ASSISTED" son:

#### Multiservice 4 Bain-Marie



°C +30  
°C +90

#### Multiservice 6 Bain-Marie




°C +30  
°C +90

#### Multiservice 4 Hot



°C +30  
°C +120

#### Multiservice 4

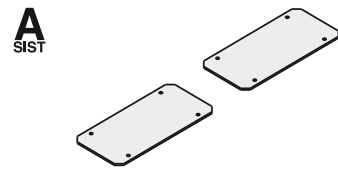
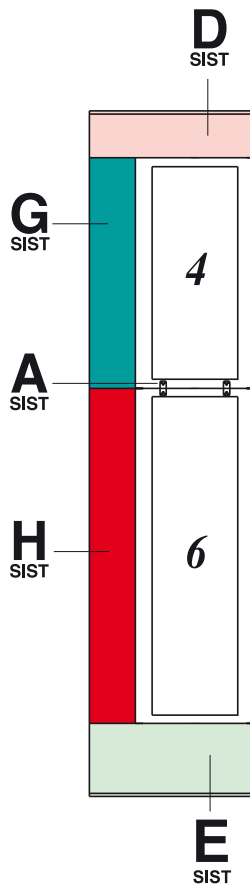
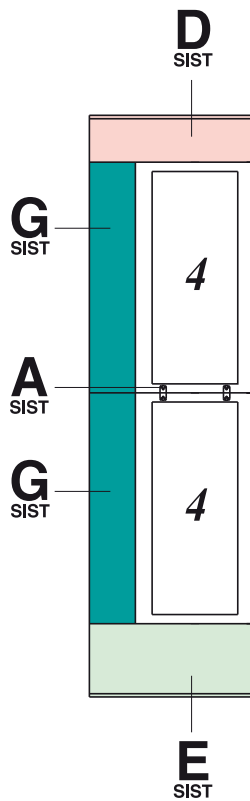


°C +4  
°C +10

#### Multiservice 6

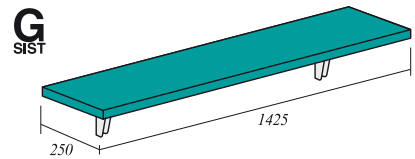


°C +4  
°C +10



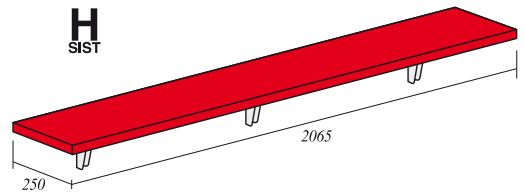
#### Ancoraggio inferiore fra vasche

Basins lower anchoring  
Ancrage inférieur bacs  
Untere Verankerung Wanne  
Ancoraje inferior para cubas



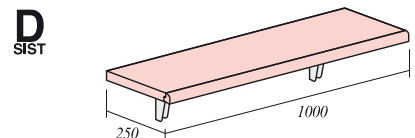
#### Mensola Mod. 4

Shelf for Mod. 4  
Tablette pour Mod. 4  
Konsole für Mod. 4  
Perimetral para Mod. 4



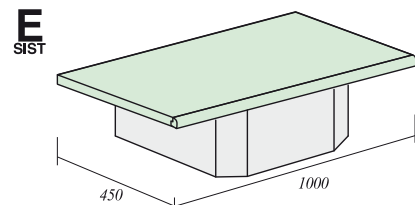
#### Mensola Mod. 6

Shelf for Mod. 6  
Tablette pour Mod. 6  
Konsole für Mod. 6  
Perimetral para Mod. 6



#### Mensola Corta di Testata

Head short shelf  
Tablette de tête courte  
Kurze äußere Konsole  
Perimetral corto de extremo



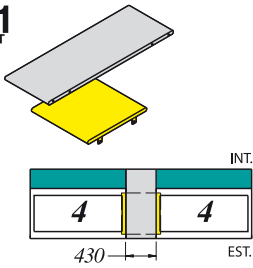
#### Mensola Lunga di Testata

Head long shelf  
Tablette de tête longue  
Lange äußere Konsole  
Perimetral largo de extremo

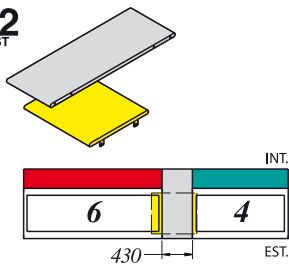


Mobile distanziale / Separation counter / Meuble de separation / Trennermöbel / Mueble de separacion

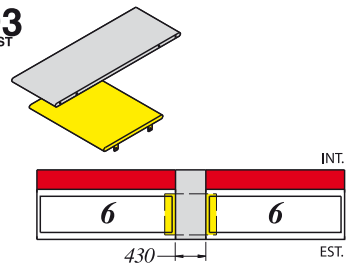
**D1**  
SIST



**D2**  
SIST

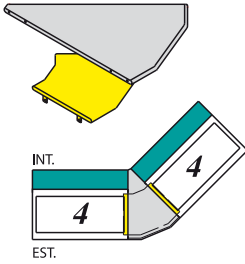


**D3**  
SIST

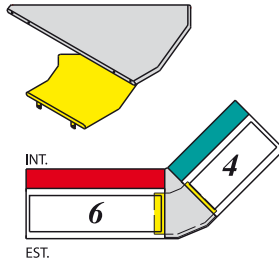


Mobile angolare a 45° / 45° angular counter / Meuble angulaire a 45° / Eckigmöbel zu 45° / Angulo a 45°

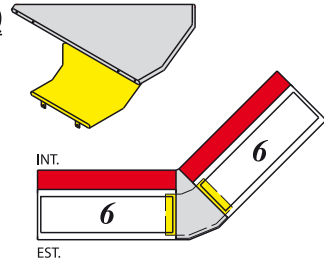
**L**  
SIST



**P**  
SIST

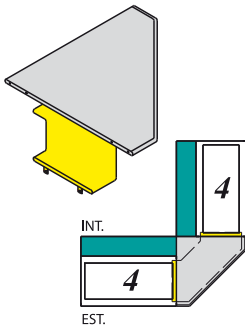


**Q**  
SIST

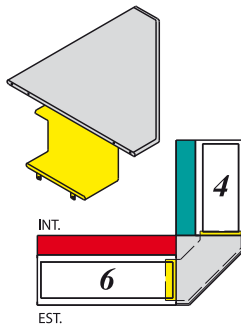


Mobile angolare a 90° / 90° angular counter / Meuble angulaire a 90° / Eckigmöbel zu 90° / Angulo a 90°

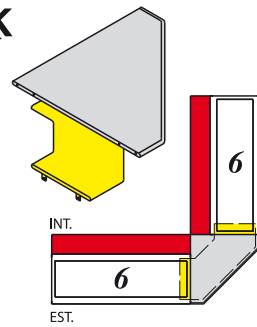
**R**  
SIST



**S**  
SIST

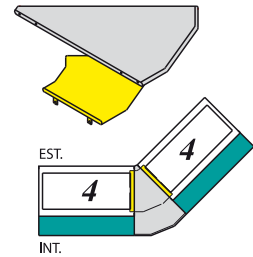


**TK**  
SIST

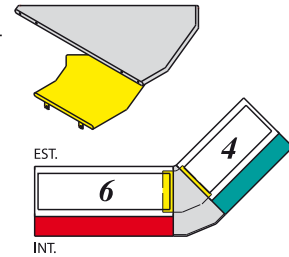


Mobile angolare a 45° / 45° angular counter / Meuble angulaire a 45° / Eckigmöbel zu 45° / Angulo a 45°

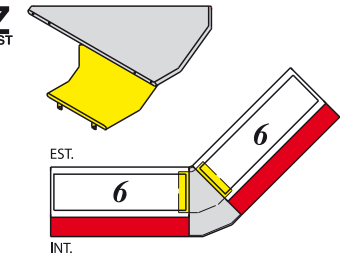
**F**  
SIST



**I**  
SIST

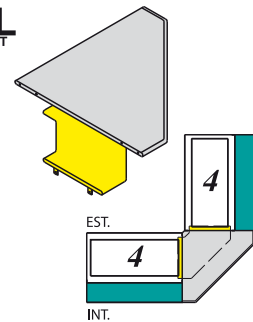


**Z**  
SIST

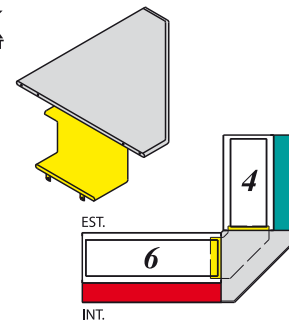


Mobile angolare a 90° / 90° angular counter / Meuble angulaire a 90° / Eckigmöbel zu 90° / Angulo a 90°

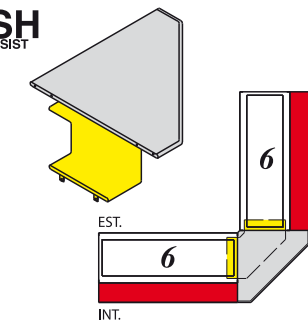
**LL**  
SIST



**K**  
SIST



**SH**  
SIST



**A**

AMBASSADOR	PAG. 242
AMBASSADOR SP	PAG. 242
ARMONIA	PAG. 284
ARMONIA 64	PAG. 272
ARMONIA BAHIA	PAG. 298
ARMONIA BM	PAG. 314
ARMONIA BRINA	PAG. 292
ARMONIA FISHING	PAG. 296
ARMONIA GN	PAG. 288
ARMONIA GN DRY	PAG. 312
ARMONIA 2 HOT	PAG. 316
ARMONIA HOT	PAG. 316
ARMONIA RUGIADA	PAG. 282
ARMONIA 2 VT (GN)	PAG. 280
ARMONIA 5 VT (GN)	PAG. 280
ARMONIA VT (GN)	PAG. 280
AVANA 350	PAG. 193

**B**

BAHIA	PAG. 365
BAROCCA 500	PAG. 40
BASIK D RI	PAG. 252
BBX TOP	PAG. 136
BBX TOP GLASS	PAG. 136
BELLA 570	PAG. 76
BELLAVISTA	PAG. 381
BODEGA	PAG. 172
BRINA M	PAG. 368
BRIO 96 / BRIO 96 SP	PAG. 200
BRIO 136 / BRIO 136 SP	PAG. 202-207
BRIO 186 / BRIO 186 SP	PAG. 202
BRIO MOBILE CASSA	PAG. 211
BUFFET STOCK	PAG. 379

**C**

CAMBUSA	PAG. 380
CANTINETTA GLX	PAG. 174
CARAVELLE	PAG. 222
CARAVELLE SP	PAG. 222
CARISMA	PAG. 256
CARRELLINO 3	PAG. 343
CARRELLINO GELATO	PAG. 346
CARRELLINO GELATO P	PAG. 347
CARRETTINO 10	PAG. 342
CARRETTINO 250	PAG. 344
CARRETTINO 250 2P	PAG. 345
CARRETTINO FISH	PAG. 339
CC 45 BLACK	PAG. 139
CIOCCO 630	PAG. 118
CLASSIK RI	PAG. 253
CREATIVE 220	PAG. 180-181
CREATIVE 220 STOCK	PAG. 180-181
CREDENZA ASSISTED	PAG. 461
CREDENZA CENTER	PAG. 449
CREDENZA WALL	PAG. 455
CVKS BLACK	PAG. 146

**D**

DINAMIK RI	PAG. 254
DISPENSER CENTER	PAG. 449
DISPENSER WALL/ASSISTED	PAG. 455
DIVA 450	PAG. 86-89
DIVA 450 BTV	PAG. 89
DIVA 450 G	PAG. 89
DIVA 450 Q	PAG. 89
DIVA 450 Q CIOCCO	PAG. 89
DIVA 450 R	PAG. 88
DIVA 550 BTV	PAG. 91
DIVA 550 BTV BIS	PAG. 90
DIVA 550 G	PAG. 91
DIVA 550 GBT	PAG. 91
DIVA 550 Q	PAG. 91
DIVA 550 Q CIOCCO	PAG. 91
DIVA 650	PAG. 92-95
DIVA 650 BTV	PAG. 94
DIVA 650 G	PAG. 92
DIVA 650 Q	PAG. 93

DIVA 900	PAG. 96-97
DIVA 900 GBT BTV	PAG. 97
DIVA 900 GS BTV	PAG. 97
DOMINANTE 100 G	PAG. 10
DRINK 360	PAG. 128
DRINK 360 FG	PAG. 130
DRINK 380	PAG. 129
DROP CREDENZA	PAG. 334
DROP DISPENSER	PAG. 334
DROP SERVICE	PAG. 335
DUCALE	PAG. 183
DUCALE STOCK	PAG. 183

**E**

ECO DISPLAY 400	PAG. 102
ECO DISPLAY 550	PAG. 103
ECO DISPLAY 800	PAG. 104-105
ECO DISPLAY 1100	PAG. 106-107
ENOPRESTIGE 400	PAG. 169
ENOTEC 340	PAG. 164-165
ENOTEC 680	PAG. 166-167
EUROBAR GLASS	PAG. 134
EUROWINE	PAG. 179
EUROWINE STOCK	PAG. 179
EXPONORM 650	PAG. 190

**F**

FAST ICE 800	PAG. 121
FISHING	PAG. 364
FLASH VFS	PAG. 374
FOCUS	PAG. 199
FOCUS CIOCCOLATO	PAG. 198

**G**

GELATISSIMO 4	PAG. 270
GIROTONDO	PAG. 382
GOLOSO	PAG. 28
GOURMET M	PAG. 370
GRAN GALÀ	PAG. 262-263
GRAN GALÀ SP	PAG. 262-263
GROTTA 600	PAG. 170

**I**

ICE POINT 2	PAG. 8
ICE POINT 3C SPOT	PAG. 8
ICE POINT 4	PAG. 9
ISOLA M	PAG. 348-350
ISOLA M BM	PAG. 418
ISOLA M DRY	PAG. 420
ISOLA M HOT	PAG. 422
ISOLA M NEUTRAL	PAG. 366
ISOLA M VT	PAG. 354
ISOLA SS	PAG. 352
ISOLA M VT INOX	PAG. 356
ISOLA BM INOX	PAG. 416

**J**

JUNIOR 120	PAG. 29
------------	---------

**K**

KARINA 96 / KARINA 96 SP	PAG. 214-216
KARINA 136 / KARINA 136 SP	PAG. 214-217
KARINA 186 / KARINA 186 SP	PAG. 214-217
KARINA 96 HOT	PAG. 218
KHALIFA 450 BTQ	PAG. 78-85
KHALIFA 450 BTQ BIS	PAG. 78-85
KHALIFA 450 GBT	PAG. 78-85
KHALIFA 450 Q	PAG. 78-85
KHALIFA 450 Q CIOCCO	PAG. 78-85
KHALIFA 650 BTQ	PAG. 78-85
KHALIFA 650 BTQ BIS	PAG. 78-85
KHALIFA 650 GBT	PAG. 78-85
KHALIFA 650 Q	PAG. 78-85
KHALIFA 650 Q CIOCCO	PAG. 78-85
KUBO 250	PAG. 34
KUBO 500	PAG. 36
KUBO 530	PAG. 37
KUBO EXPO 300	PAG. 35

**L**

LABOR 630	PAG. 119
LABOR 630 BTV KPC	PAG. 119
LABOR 800	PAG. 120
LINUS	PAG. 14
LINUS DRY	PAG. 15

**M**

MAXICANTINETTA GLX	PAG. 174
MAXIVISION 650	PAG. 72
MAXIVISION 650 BTV	PAG. 72
MEAT	PAG. 188-189
MEGAVISION 1050	PAG. 74
MELODIA	PAG. 284
MELODIA BAHIA	PAG. 298
MELODIA BM	PAG. 314
MELODIA DRY	PAG. 312
MELODIA FISHING	PAG. 296
MELODIA GN	PAG. 288
MELODIA HOT	PAG. 316
MICRON	PAG. 27
MIDI 190 R	PAG. 30
MINIGEL	PAG. 10
MOBILE CASSA AS	PAG. 248
MOBILE CASSA AS SP	PAG. 249
MOBILE CASSA CARAVELLE	PAG. 222
MONTANA	PAG. 378
MONTERREY	PAG. 376
MONTERREY STOCK	PAG. 377
MONTERREY ECOS	PAG. 375
MULTISERVICE	PAG. 358
MULTISERVICE BM	PAG. 424
MULTISERVICE HOT	PAG. 425
MURALE M	PAG. 360
MURALE M BM	PAG. 426
MURALE M DRY	PAG. 428
MURALE M NEUTRAL	PAG. 362
MURENA	PAG. 340

**O**

OASI M	PAG. 388
OASI M FISH	PAG. 390
OASI 4 M BM	PAG. 430
OASI 8 M BM	PAG. 430
OASI 8 M DRY	PAG. 432
OASI 8 M HOT	PAG. 434
OPERA	PAG. 284
OPERA BAHIA	PAG. 298
OPERA BM	PAG. 314
OPERA FISHING	PAG. 296
OPERA GN	PAG. 288
ORIZONT 100	PAG. 17-22
ORIZONT 150	PAG. 17-22
ORIZONT 200	PAG. 17-22

**P**

PANORAMA	PAG. 126
PARTY / PARTY SP	PAG. 226
PARTY BM / PARTY BM SP	PAG. 230
PARTY ANGOLO 90°	PAG. 227
PARTY ANGOLO 90° SP	PAG. 227
PARTY MOBILE CASSA	PAG. 227
PARTY MOBILE CASSA SP	PAG. 227
PERLA SG	PAG. 140
PHASTA	PAG. 191-192
POLO	PAG. 110-114
POLO 600 GBT	PAG. 111
PRIMERA	PAG. 251
PROXIMA M	PAG. 409
PROXIMA M BM	PAG. 440
PROXIMA M DRY	PAG. 441
PROXIMA M HOT	PAG. 442
PROXIMA M VT	PAG. 408
PUB / PUB PS	PAG. 132
PUNTOGEL	PAG. 11

**R**

RUGIADA	PAG. 372
---------	----------

**S**

SALOON 350	PAG. 42
SALOON 505	PAG. 43
SALOON 700	PAG. 44-45
SALOON 1010	PAG. 46-47
SAMBA	PAG. 321-329
SCENIC M	PAG. 411
SERVICE CENTER	PAG. 448
SERVICE WALL/ASSISTED	PAG. 454
SINFONIA	PAG. 284
SINFONIA BAHIA	PAG. 298
SINFONIA BM	PAG. 314
SINFONIA BRINA	PAG. 294
SINFONIA FISHING	PAG. 296
SINFONIA GN	PAG. 288
SINFONIA GN DRY	PAG. 312
SINFONIA 6 HOT	PAG. 316
SINFONIA HOT	PAG. 316
SINFONIA RUGIADA	PAG. 283
SINFONIA VT (GN)	PAG. 281
SINTESIS 6-7-9 RI-C	PAG. 255
SNELLE 350	PAG. 50
SNELLE 400	PAG. 52
SNELLE 400 BTV	PAG. 52
SNELLE 505	PAG. 53
SNELLE 550	PAG. 54
SNELLE 550 BTV	PAG. 54
SNELLE 630	PAG. 55
SNELLE 700	PAG. 58-61
SNELLE 750	PAG. 62-64
SNELLE 800	PAG. 65
SNELLE 1010	PAG. 66
SNELLE 1100	PAG. 65
SNELLE 1200	PAG. 67
SNELLE 1515	PAG. 68
SNOOPINO	PAG. 23
SNOOPY	PAG. 24-25
SOMMELIER 18	PAG. 157
SOMMELIER 43	PAG. 159
SOMMELIER 43/1	PAG. 157
SOMMELIER 63	PAG. 159
SOMMELIER 301	PAG. 160
SOMMELIER 302	PAG. 160
SOMMELIER 481	PAG. 161
SOMMELIER 482	PAG. 161
SPLENDIDA / SPLENDIDA SP	PAG. 236
SPLENDIDA LLX	PAG. 237
SPLENDIDA LLX SP	PAG. 237
STAND LX	PAG. 260
STAND LX SP	PAG. 260
STRIKE / STRIKE SP	PAG. 231
STRIZZ 5G VFS	PAG. 300-301
STYLE VASCA VFS	PAG. 300-301

**T**

TANGO	PAG. 330
TAVOLO	PAG. 367
TRAMOGGIA ASSISTED	PAG. 461
TRAMOGGIA CENTER	PAG. 449
TRAMOGGIA WALL	PAG. 455
TRIPL0	PAG. 338

**V**

VINETROLLEY 1TV/2TV	PAG. 341
VKG BLACK	PAG. 144

**W**

WINE	PAG. 148-152
WINE 185 FG	PAG. 154
WINE COLLECTION 185	PAG. 153

I prezzi si intendono franco fabbrica - Prices are intended ex-works - Les prix s'entendent départ usine - Die Preise sind ab Werk - Los precios son franco nuestro establecimiento.

I prezzi indicati sul presente listino possono essere variati in qualsiasi momento senza preavviso - Caratteristiche tecniche, disegni, illustrazioni, pesi e dimensioni per quanto siano esposti con la maggior cura possibile sono approssimativi e quindi non impegnano il costruttore; anche le caratteristiche di rendimento non costituiscono un impegno assoluto per la Tecfrigo SpA, ma sono da considerarsi indicazioni generali.

La Tecfrigo SpA si riserva il diritto di apportare modifiche sia ai materiali che ai modelli senza dare alcun preavviso.

The prices on the present price list can be changed without notice in every moment. Technical details, drawings, pictures, weights and dimensions are indicated with the greatest possible care, but are approximate and therefore they do not bind the manufacturer; the output characteristics details do not absolutely engage Tecfrigo SpA, because they are general indications only. Tecfrigo SpA reserves the right to make changes either in the materials or in the models without notice.

Les prix indiqués sur cette liste peuvent être changés dans tous les moments sans préavis. Caractéristiques techniques, dessins, illustrations, poids et dimensions, même s'ils sont exposés avec le plus grand soin possible, sont indiqués approximativement et n'engagent pas le constructeur; également les détails du rendement n'engagent absolument Tecfrigo SpA car ils sont seulement indications générales. Tecfrigo SpA se réserve le droit d'apporter modifications sur les composants et sur les modèles sans préavis.

Die auf dieser Preisliste angegebene Preise, können jederzeit, ohne Benachrichtigung geändert werden, Technische Angaben, Zeichnungen, Bilder, Gewichte und Maße, auch wenn sorgfältig dargelegt, sind annähernd angegeben und sie verpflichten den Hersteller nicht. Auch die Leistungseigenschaften stellen für Tecfrigo SpA keine unterschiedene Verpflichtung dar und sind als rein allgemeine Angaben zu betrachten. Tecfrigo SpA behält sich das Recht vor, sowohl an den Materialien, als auch den Modellen, ohne vorherige Benachrichtigung Änderungen vorzunehmen.

Los precios indicados en la presente tarifa pueden ser variados en cualquier momento sin dar previa comunicación. Características técnicas, dibujos, ilustraciones, pesos y medidas aunque aquí sean expuestos con el mayor cuidado posible son aproximativos y, no generan obligación alguna para el fabricante, inclusive las características de rendimiento no constituyen obligación para Tecfrigo SpA debiéndose considerarse como indicaciones de máxima.

Tecfrigo SpA se reserva el derecho de aportar modificaciones ya sea de materiales que de modelos, sin tener que dar previo aviso.

COLLAUDO - Gli apparecchi prodotti da TECFRIGO S.p.A. sono collaudati in ambienti climatizzati rispettando le temperature e le umidità che vengono indicate sui cataloghi fotografici dell'attrezzatura e della linea prescelta. La TECFRIGO S.p.A. declina qualsiasi responsabilità per l'inosservanza di questo dato.

TESTING - The appliances manufactured by TECFRIGO S.p.A. are tested in a climatized environment respecting the temperature and humidity levels shown in the photographic catalogue relative to the chosen line and equipment. TECFRIGO S.p.A. cannot be held responsible for any disregard of this data.

ESSAI - Les appareils produits par TECFRIGO S.p.A. sont essayés dans un environnement climatisé en respectant les températures et l'humidité indiquées sur le catalogue photographique du matériel et de la ligne choisie. La société TECFRIGO S.p.A. décline toute responsabilité pour l'inobservation de cette donnée.

PRÜFUNG - Die von TECFRIGO S.p.A. hergestellten Geräte wurden in klimatisierter Umgebung unter Einhaltung der im Bildkatalog gewählten Produktlinie und Geräte angegebenen Temperaturen und Feuchtigkeitsgraden geprüft. TECFRIGO S.p.A. lehnt jegliche Haftung ab im Fall von Nichtbeachtung dieser Angabe.

ENSAYO - Los aparatos producidos por TECFRIGO S.p.A. (sociedad por acciones), se someten a pruebas de calidad en ambientes climatizados, respetando las temperaturas y la humedad que se indican en el catálogo fotográfico de los equipamientos elegidos. La TECFRIGO S.p.A. declina cualquier responsabilidad por la falta de observación de dicho dato.

Per vetrine installate oltre i 900 metri d'altitudine rispetto il livello del mare, consultare il listino ( ) o eventualmente la ns. Ditta - For refrigerated showcases installed over 900 mt. above sea level, please refer to price-list ( ) or contact our company - Pour les vitrines réfrigérées installées à plus de 900 mètres d'altitude, veuillez SVP vous référer au tarif ( ) ou contacter notre entreprise - Für über 900 mt. über Meeresspiegel installierten Kühlungs vitrinen, schauen Sie bitte die Preise Liste ( ) oder setzen Sie sich in Verbindung mit unserer Firma - Para vitrinas y exhibidoras instaladas a una altura superior de 900 mt., lean la lista de precios ( ) o contacten nuestra empresa.

I nostri prodotti sono da interni - non installare all'esterno dei locali/negozi / Our products are for internal use only - do not install outside restaurants, shops etc. Nos produits sont conçus pour utilisation à l'intérieur: ne pas installer à l'extérieur des locaux/magasins. / Unsere Produkte eignen sich für Innenräume - nicht im Außenbereich von Räumen/Geschäften anbringen. / Nuestros productos son para el interior, no instalarlos en el exterior de los locales/tiendas.

Le nostre macchine senza gruppo (SG) si intendono senza valvola solenoide. In caso di collegamento ad impianti centralizzati o con unità remote molto distanti si consiglia di montare la valvola solenoide che può essere fornita come accessorio. Per qualsiasi dubbio contattare la ditta.

Our equipments without group (SG) are intended to be without solenoid valve. In case of connection to centralized plants or with very far remote units we recommend to fit the solenoid valve that can be furnished as an accessory. For any doubt please contact our company.

Nos appareils sans groupe (SG) sont livrés sans la vanne à solénoïde. En cas de raccordement avec unités à distance qui se trouvent beaucoup distantes nous vous conseillons de monter la vanne à solénoïde qui peut venir livrée comme accessoire. Pour chaque demandes et doutes nous vous prions de bien vouloir nous contacter.

Unsere Maschinen ohne Gruppe (SG) sind ohne Solenoidventile geliefert. Falls an Zentralkühlung verbindet wird oder an remot Einheit mit großer Entfernung, empfehlen wir das Solenoidventil zu montieren, daß als Zubehör geliefert wird. Für jeden Zweifel die Firma kontaktieren.

Nuestras máquinas sin grupo, SG, son sin válvula solenoide. En caso de enlace a instalaciones centralizadas o con unidades remotas muy lejanas se aconseja montar la válvula solenoide que puede ser provista como accesorio. Por cualquier duda contactar ns empresa.

In caso di collocazione dei nostri articoli in vani da ricavare, spazi da lasciare, inserimenti in arredamenti, ecc., Vi invitiamo a chiedere la scheda tecnica delle misure esatte dell'articolo più zone da lasciare libere per garantire il perfetto funzionamento dell'articolo stesso. Gli ingombri riportati su catalogo/listino sono misure per la libera installazione dei prodotti. Inoltre per il calcolo esatto dei consumi per la predisposizione di eventuali impianti elettrici, consultare le schede prodotto fornite su richiesta dai nostri uffici. DECLINIAMO OGNI RESPONSABILITÀ PER L'INOSSERVANZA DI TALI SUGGERIMENTI / The dimensions given in the catalogue/price-list are measures for the free installation of the products. Moreover to have the correct calculation of consumption and for the preparation of any possible electrical system, please consult technical sheet supplied from our technical department. THE MANUFACTURER OF THE APPLIANCES ACCEPT NO RESPONSIBILITY FOR THE CONSEQUENCES OF MISUSE IN CONTRAVENTION OF THIS SAFETY INSTRUCTIONS / En cas de placement d'articles dans des cavités, des espaces, des entrées dans les meubles, etc., avant l'achat de la marchandise, nous vous prions de bien vouloir vous assurer que les dimensions de la marchandise soient compatibles avec l'espace à votre disposition et nous vous prions de demander la fiche technique produit à notre service technique. Les dimensions indiquées dans le catalogue/tarif sont des mesures pour l'installation libre des produits. En plus le calcul exact de la consommation pour la préparation de toutes les installations électriques, consulter les fiches de données techniques disponibles sur demande auprès de nos bureaux. NOUS DECLINONS CHAQUE RESPONSABILITÉ POUR L'INOSERVATION DE NOTRE CONSEIL / Im Falle unsere Produkte eingebaut werden muessen, bitte verlangen Sie ein Datenblatt mit exakten Abmessungen des Artikels und lassen Sie genuegend Platz rundum damit es ordnungsgemäß funktionieren kann. Die im Katalog/Preisliste angegebenen Maße sind für die allein stehende Installation der Produkte. Ausserdem fuer die genaue Bestimmung von Energieverbrauchs und für die Vorbereitung von elektrischen Anlagen, muessen Sie unsere Produktdatenblätter an unseren Büros anfordern. WIR LEHNEN JEDE VERANTWORTUNG FÜR DIE NICHT-EINHALTUNG DIESER VORSCHLÄGE AB / En el caso de la colocación de nuestros artículos en compartimentos específicos o entre muebles, por favor ponerse en contacto con el fabricante para recibir la ficha técnica donde se pueden leer las medidas exactas de la unidad y el espacio que se debe dejar libre, para garantizar el buen funcionamiento del artículo. Las dimensiones indicadas en el catálogo/lista de precios son medidas para la instalación libre de los productos. Además, para obtener el cálculo exacto del consumo, para la preparación de las instalaciones eléctricas, consulte la ficha de los productos. NOSOTROS DECLINAMOS TODA RESPONSABILIDAD POR EL INCUMPLIMIENTO DE ESTAS SUGERENCIAS.



Imballo in cartone palletizzato  
Packing: carton on pallet  
Emballage: carton sur pallet  
Verpackung: karton über palette  
Embalaje: carton pallet

COMPRESO NEL PREZZO  
INCLUDED IN PRICE  
COMPRIS DANS LE PRIX  
EINSCHLIEßLICH IN DEN PREIS  
INCLUIDO EN EL PRECIO

## 230v/50 Hz STANDARD

COMPRESO NEL PREZZO/INCLUDED IN PRICE  
COMPRIS DANS LE PRIX/E NSCHLIEßLICH IN  
DEN PREIS/INCLUIDO EN EL PRECIO

Tranne dove specificato diversamente Except where otherwise specified  
Sauf où cela est spécifié de manière différente Es sei denn anders angegeben wird  
Excepto donde se especifica de modo diverso.

Imballo in legno  
Packing in wooden crate  
Emballage en caisse bois  
Holz verpackung  
Embalaje en caja de madera

**+7%**

## 115v/60 Hz OPTIONAL

**+7%**

Tranne dove specificato diversamente Except where otherwise specified  
Sauf où cela est spécifié de manière différente Es sei denn anders angegeben wird  
Excepto donde se especifica de modo diverso.

Minimo 140 € lordi / Minimum 140 € gross price / Minimum € 140  
prix brut / Minimum 140 € brutto Preis / Minimo de € 140 brutos

Minimo 140 € lordi / Minimum 140 € gross price / Minimum € 140  
prix brut / Minimum 140 € brutto Preis / Minimo de € 140 brutos

## 220v/60 Hz OPTIONAL

**+5%**

Tranne dove specificato diversamente Except where otherwise specified  
Sauf où cela est spécifié de manière différente Es sei denn anders angegeben wird  
Excepto donde se especifica de modo diverso.

Minimo 110 € lordi / Minimum 110 € gross price / Minimum € 110  
prix brut / Minimum 110 € brutto Preis / Minimo de € 110 brutos

TECFRIGO



**TECFRIGO S.P.A.**

42024 CASTELNOVO DI SOTTO • (REGGIO EMILIA) ITALY • VIA GALILEO GALILEI, 22 • Tel. 0522.683246 - 0522.688443

Fax uff. amministrazione 0522.688444 - Fax uff. vendite 0522.682196 - Fax uff. acquisti / tecnico 0522.682311 • e-mail: [info@tefrigo.com](mailto:info@tefrigo.com)

[www.tefrigo.com](http://www.tefrigo.com) • [www.tefrigospa.ru](http://www.tefrigospa.ru) • [www.coldmaster.com](http://www.coldmaster.com) • [www.frostemily.com](http://www.frostemily.com)

Z00001414

